

St Regis Residences - Apartment

ST REGIS
DOWNTOWN DUBAI
THE RESIDENCES

TOWER 1

3 BEDROOM TYPE A


UNIT 02 | LEVEL 23-42

SUITE AREA	1556.14 SQ.FT.	144.57 SQ.M.
BALCONY AREA	244.45 SQ.FT.	22.71 SQ.M.
TOTAL AREA	1800.59 SQ.FT.	167.28 SQ.M.

KEY PLAN LEVEL
23-42



KEY SECTION



ST REGIS
DOWNTOWN DUBAI
THE RESIDENCES

TOWER 1

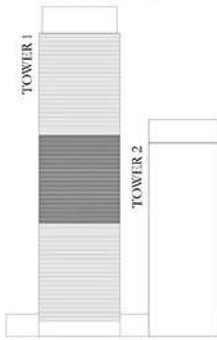
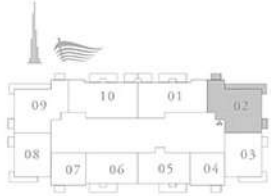
3 BEDROOM TYPE A

UNIT 02 | LEVEL 23-42

SUITE AREA	1556.14 SQ.FT.	144.57 SQ.M.
BALCONY AREA	244.45 SQ.FT.	22.71 SQ.M.
TOTAL AREA	1800.59 SQ.FT.	167.28 SQ.M.

KEY PLAN LEVEL
23-42

KEY SECTION



ST REGIS
DOWNTOWN DUBAI
THE RESIDENCES

TOWER 1


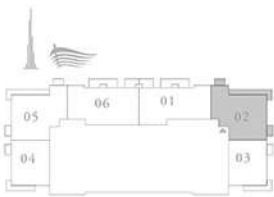
3 BEDROOM TYPE A

UNIT 02 | LEVEL 43

SUITE AREA	1556.14 SQ.FT.	144.57 SQ.M.
BALCONY AREA	244.45 SQ.FT.	22.71 SQ.M.
TOTAL AREA	1800.59 SQ.FT.	167.28 SQ.M.

KEY PLAN LEVEL
43

KEY SECTION



ST REGIS

DOWNTOWN DUBAI
THE RESIDENCES


TOWER 1

3 BEDROOM TYPE A


UNIT 02 | LEVEL 43

SUITE AREA	1556.14 SQ.FT.	144.57 SQ.M.
BALCONY AREA	244.45 SQ.FT.	22.71 SQ.M.
TOTAL AREA	1800.59 SQ.FT.	167.28 SQ.M.

KEY PLAN LEVEL
43



KEY SECTION



ST REGIS

DOWNTOWN DUBAI
THE RESIDENCES

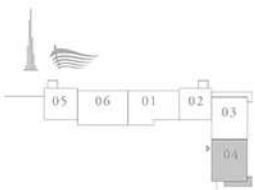
TOWER 1

2 BEDROOM TYPE A


UNIT 04 | LEVEL PODIUM 2

SUITE AREA	1058.09 SQ.FT.	98.30 SQ.M.
BALCONY AREA	118.62 SQ.FT.	11.02 SQ.M.
TOTAL AREA	1176.71 SQ.FT.	109.32 SQ.M.

KEY PLAN LEVEL
PODIUM 2



KEY SECTION



ST REGIS
DOWNTOWN DUBAI
THE RESIDENCES

TOWER 1

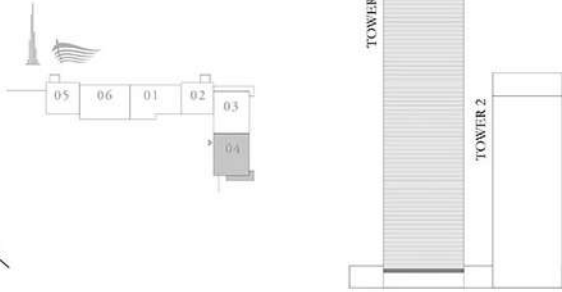
2 BEDROOM TYPE A

UNIT 04 | LEVEL PODIUM 2

SUITE AREA	1058.09 SQ.FT.	98.30 SQ.M.
BALCONY AREA	118.62 SQ.FT.	11.02 SQ.M.
TOTAL AREA	1176.71 SQ.FT.	109.32 SQ.M.

KEY PLAN LEVEL
PODIUM 2

KEY SECTION



ST REGIS
DOWNTOWN DUBAI
THE RESIDENCES

TOWER 1

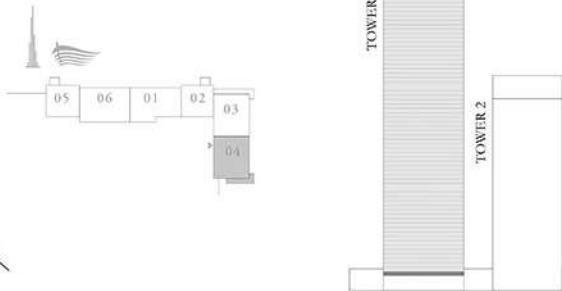
2 BEDROOM TYPE A

UNIT 04 | LEVEL PODIUM 2

SUITE AREA	1058.09 SQ.FT.	98.30 SQ.M.
BALCONY AREA	118.62 SQ.FT.	11.02 SQ.M.
TOTAL AREA	1176.71 SQ.FT.	109.32 SQ.M.

KEY PLAN LEVEL
PODIUM 2

KEY SECTION



ST REGIS

DOWNTOWN DUBAI
THE RESIDENCES

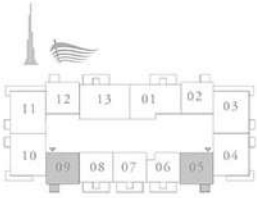
TOWER 1

1 BEDROOM TYPE A


UNITS 05 & 09 | LEVEL 04-20

SUITE AREA	760.47 SQ.FT.	70.65 SQ.M.
BALCONY AREA	56.19 SQ.FT.	5.22 SQ.M.
TOTAL AREA	816.66 SQ.FT.	75.87 SQ.M.

KEY PLAN LEVEL
04-20



KEY SECTION



ST REGIS

DOWNTOWN DUBAI
THE RESIDENCES


TOWER 1

3 BEDROOM TYPE A


UNIT 05 | LEVEL 43

SUITE AREA	1553.88 SQ.FT.	144.36 SQ.M.
BALCONY AREA	244.45 SQ.FT.	22.71 SQ.M.
TOTAL AREA	1798.33 SQ.FT.	167.07 SQ.M.

KEY PLAN LEVEL
43



KEY SECTION



ST REGIS
DOWNTOWN DUBAI
THE RESIDENCES

TOWER 1

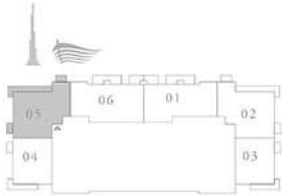
3 BEDROOM TYPE A

UNIT 05 | LEVEL 43


SUITE AREA	1553.88 SQ.FT.	144.36 SQ.M.
BALCONY AREA	244.45 SQ.FT.	22.71 SQ.M.
TOTAL AREA	1798.33 SQ.FT.	167.07 SQ.M.

KEY PLAN LEVEL

43



KEY SECTION



ST REGIS
DOWNTOWN DUBAI
THE RESIDENCES

TOWER 1

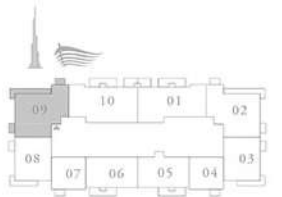
3 BEDROOM TYPE A

UNIT 09 | LEVEL 23-42


SUITE AREA	1553.88 SQ.FT.	144.36 SQ.M.
BALCONY AREA	244.45 SQ.FT.	22.71 SQ.M.
TOTAL AREA	1798.33 SQ.FT.	167.07 SQ.M.

KEY PLAN LEVEL

23-42



KEY SECTION



ST REGIS
DOWNTOWN DUBAI
THE RESIDENCES

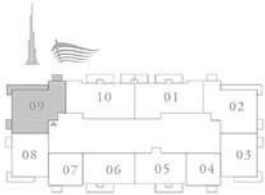
TOWER 1

3 BEDROOM TYPE A


UNIT 09 | LEVEL 23-42

SUITE AREA	1553.88 SQ.FT.	144.36 SQ.M.
BALCONY AREA	244.45 SQ.FT.	22.71 SQ.M.
TOTAL AREA	1798.33 SQ.FT.	167.07 SQ.M.

KEY PLAN LEVEL
23-42



KEY SECTION



ST REGIS
DOWNTOWN DUBAI
THE RESIDENCES

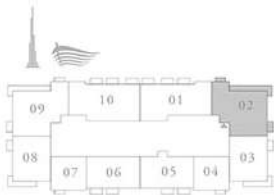
TOWER 1

3 BEDROOM TYPE A1


UNIT 02 | LEVEL 22

SUITE AREA	1556.14 SQ.FT.	144.57 SQ.M.
BALCONY AREA	224.54 SQ.FT.	20.86 SQ.M.
TOTAL AREA	1780.68 SQ.FT.	165.43 SQ.M.

KEY PLAN LEVEL
22



KEY SECTION



ST REGIS

DOWNTOWN DUBAI
THE RESIDENCES

TOWER 1

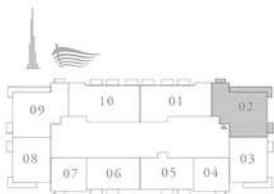
3 BEDROOM TYPE A1

UNIT 02 | LEVEL 22


SUITE AREA	1556.14 SQ.FT.	144.57 SQ.M.
BALCONY AREA	224.54 SQ.FT.	20.86 SQ.M.
TOTAL AREA	1780.68 SQ.FT.	165.43 SQ.M.

KEY PLAN LEVEL

22



KEY SECTION



ST REGIS

DOWNTOWN DUBAI
THE RESIDENCES

TOWER 1

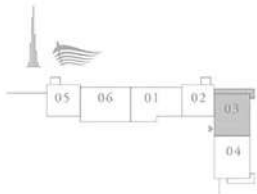
2 BEDROOM TYPE A 1

UNIT 03 | LEVEL PODIUM 2


SUITE AREA	1071.22 SQ.FT.	99.52 SQ.M.
BALCONY AREA	157.05 SQ.FT.	14.59 SQ.M.
TOTAL AREA	1228.27 SQ.FT.	114.11 SQ.M.

KEY PLAN LEVEL

PODIUM 2



KEY SECTION



ST REGIS
DOWNTOWN DUBAI
THE RESIDENCES

TOWER 1

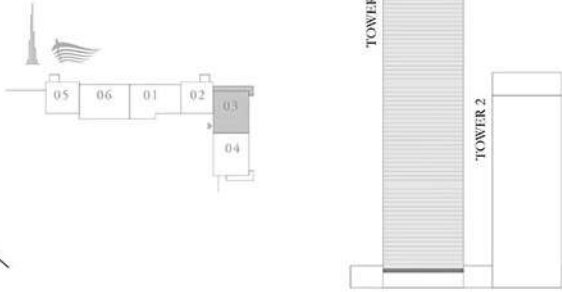
2 BEDROOM TYPE A 1

UNIT 03 | LEVEL PODIUM 2

SUITE AREA	1071.22 SQ.FT.	99.52 SQ.M.
BALCONY AREA	157.05 SQ.FT.	14.59 SQ.M.
TOTAL AREA	1228.27 SQ.FT.	114.11 SQ.M.

KEY PLAN LEVEL
PODIUM 2

KEY SECTION



ST REGIS
DOWNTOWN DUBAI
THE RESIDENCES

TOWER 1

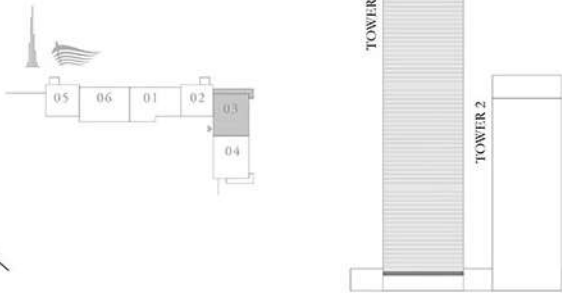
2 BEDROOM TYPE A 1

UNIT 03 | LEVEL PODIUM 2

SUITE AREA	1071.22 SQ.FT.	99.52 SQ.M.
BALCONY AREA	157.05 SQ.FT.	14.59 SQ.M.
TOTAL AREA	1228.27 SQ.FT.	114.11 SQ.M.

KEY PLAN LEVEL
PODIUM 2

KEY SECTION



ST REGIS
DOWNTOWN DUBAI
THE RESIDENCES

TOWER 1

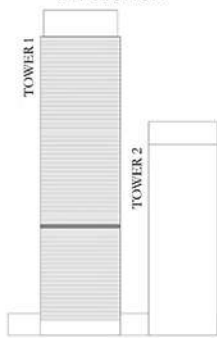
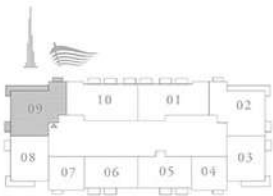
3 BEDROOM TYPE A1

UNIT 09 | LEVEL 22

SUITE AREA	1553.88 SQ.FT.	144.36 SQ.M.
BALCONY AREA	224.54 SQ.FT.	20.86 SQ.M.
TOTAL AREA	1778.42 SQ.FT.	165.22 SQ.M.

KEY PLAN LEVEL
22

KEY SECTION



ST REGIS
DOWNTOWN DUBAI
THE RESIDENCES

TOWER 1



3 BEDROOM TYPE A1

UNIT 09 | LEVEL 22

SUITE AREA	1553.88 SQ.FT.	144.36 SQ.M.
BALCONY AREA	224.54 SQ.FT.	20.86 SQ.M.
TOTAL AREA	1778.42 SQ.FT.	165.22 SQ.M.

KEY PLAN LEVEL
22

KEY SECTION



ST REGIS

DOWNTOWN DUBAI
THE RESIDENCES

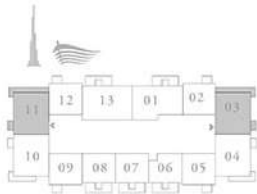
TOWER 1

2 BEDROOM TYPE A2


UNITS 03 & 11 | LEVEL 04-20

SUITE AREA	1070.15 SQ.FT.	99.42 SQ.M.
BALCONY AREA	199.24 SQ.FT.	18.51 SQ.M.
TOTAL AREA	1269.39 SQ.FT.	117.93 SQ.M.

KEY PLAN LEVEL
04-20



KEY SECTION



ST REGIS

DOWNTOWN DUBAI
THE RESIDENCES


TOWER 1

2 BEDROOM TYPE A2


UNITS 03 & 11 | LEVEL 04-20

SUITE AREA	1070.15 SQ.FT.	99.42 SQ.M.
BALCONY AREA	199.24 SQ.FT.	18.51 SQ.M.
TOTAL AREA	1269.39 SQ.FT.	117.93 SQ.M.

KEY PLAN LEVEL
04-20



KEY SECTION



ST REGIS

DOWNTOWN DUBAI
THE RESIDENCES

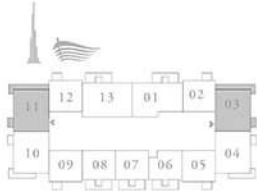
TOWER 1

2 BEDROOM TYPE A2


UNITS 03 & 11 | LEVEL 04-20

SUITE AREA	1070.15 SQ.FT.	99.42 SQ.M.
BALCONY AREA	199.24 SQ.FT.	18.51 SQ.M.
TOTAL AREA	1269.39 SQ.FT.	117.93 SQ.M.

KEY PLAN LEVEL
04-20



KEY SECTION



ST REGIS

DOWNTOWN DUBAI
THE RESIDENCES

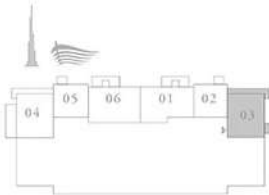
TOWER 1

2 BEDROOM TYPE A2


UNIT 03 | LEVEL PODIUM 3

SUITE AREA	1070.69 SQ.FT.	99.47 SQ.M.
BALCONY AREA	199.24 SQ.FT.	18.51 SQ.M.
TOTAL AREA	1269.93 SQ.FT.	117.98 SQ.M.

KEY PLAN LEVEL
PODIUM 3



KEY SECTION



ST REGIS

DOWNTOWN DUBAI
THE RESIDENCES

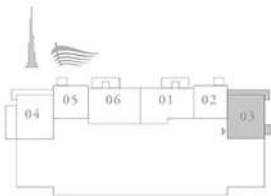
TOWER 1

2 BEDROOM TYPE A2


UNIT 03 | LEVEL PODIUM 3

SUITE AREA	1070.69 SQ.FT.	99.47 SQ.M.
BALCONY AREA	199.24 SQ.FT.	18.51 SQ.M.
TOTAL AREA	1269.93 SQ.FT.	117.98 SQ.M.

KEY PLAN LEVEL
PODIUM 3



KEY SECTION



ST REGIS

DOWNTOWN DUBAI
THE RESIDENCES

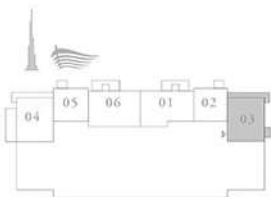
TOWER 1

2 BEDROOM TYPE A2


UNIT 03 | LEVEL PODIUM 3

SUITE AREA	1070.69 SQ.FT.	99.47 SQ.M.
BALCONY AREA	199.24 SQ.FT.	18.51 SQ.M.
TOTAL AREA	1269.93 SQ.FT.	117.98 SQ.M.

KEY PLAN LEVEL
PODIUM 3



KEY SECTION



ST REGIS

DOWNTOWN DUBAI
THE RESIDENCES

TOWER 1


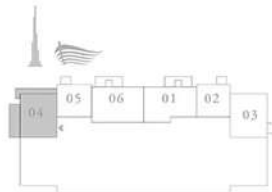
2 BEDROOM TYPE A3

UNIT 04 | LEVEL PODIUM 3

SUITE AREA	1071.22 SQ.FT.	99.52 SQ.M.
BALCONY AREA	411.29 SQ.FT.	38.21 SQ.M.
TOTAL AREA	1482.51 SQ.FT.	137.73 SQ.M.

KEY PLAN LEVEL
PODIUM 3

KEY SECTION



ST REGIS

DOWNTOWN DUBAI
THE RESIDENCES

TOWER 1


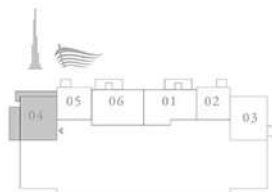
2 BEDROOM TYPE A3

UNIT 04 | LEVEL PODIUM 3

SUITE AREA	1071.22 SQ.FT.	99.52 SQ.M.
BALCONY AREA	411.29 SQ.FT.	38.21 SQ.M.
TOTAL AREA	1482.51 SQ.FT.	137.73 SQ.M.

KEY PLAN LEVEL
PODIUM 3

KEY SECTION



ST REGIS

DOWNTOWN DUBAI
THE RESIDENCES

TOWER 1


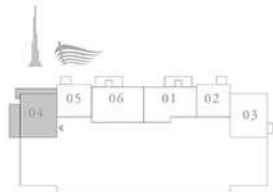
2 BEDROOM TYPE A3

UNIT 04 | LEVEL PODIUM 3

SUITE AREA	1071.22 SQ.FT.	99.52 SQ.M.
BALCONY AREA	411.29 SQ.FT.	38.21 SQ.M.
TOTAL AREA	1482.51 SQ.FT.	137.73 SQ.M.

KEY PLAN LEVEL
PODIUM 3

KEY SECTION



ST REGIS

DOWNTOWN DUBAI
THE RESIDENCES

TOWER 1



2 BEDROOM TYPE A4

UNITS 03 & 04 | LEVEL 43

SUITE AREA	1061.21 SQ.FT.	98.59 SQ.M.
BALCONY AREA	160.71 SQ.FT.	14.93 SQ.M.
TOTAL AREA	1221.92 SQ.FT.	113.52 SQ.M.

KEY PLAN LEVEL
43

KEY SECTION



ST REGIS
DOWNTOWN DUBAI
THE RESIDENCES


TOWER 1

2 BEDROOM TYPE A4


UNITS 03 & 04 | LEVEL 43

SUITE AREA	1061.21 SQ.FT.	98.59 SQ.M.
BALCONY AREA	160.71 SQ.FT.	14.93 SQ.M.
TOTAL AREA	1221.92 SQ.FT.	113.52 SQ.M.

KEY PLAN LEVEL
43



KEY SECTION



ST REGIS
DOWNTOWN DUBAI
THE RESIDENCES


TOWER 1

2 BEDROOM TYPE A4

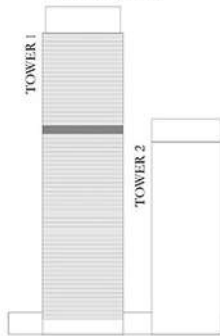
UNITS 03 & 04 | LEVEL 43

SUITE AREA	1061.21 SQ.FT.	98.59 SQ.M.
BALCONY AREA	160.71 SQ.FT.	14.93 SQ.M.
TOTAL AREA	1221.92 SQ.FT.	113.52 SQ.M.

KEY PLAN LEVEL
43



KEY SECTION



STREGIS
DOWNTOWN DUBAI
THE RESIDENCES

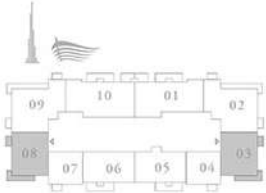
TOWER 1

2 BEDROOM TYPE A4


UNITS 03 & 08 | LEVEL 22-42

SUITE AREA	1061.21 SQ.FT.	98.59 SQ.M.
BALCONY AREA	160.71 SQ.FT.	14.93 SQ.M.
TOTAL AREA	1221.92 SQ.FT.	113.52 SQ.M.

KEY PLAN LEVEL
22-42



KEY SECTION



STREGIS
DOWNTOWN DUBAI
THE RESIDENCES

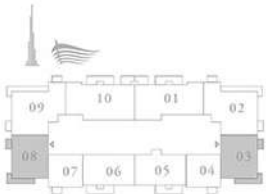
TOWER 1

2 BEDROOM TYPE A4


UNITS 03 & 08 | LEVEL 22-42

SUITE AREA	1061.21 SQ.FT.	98.59 SQ.M.
BALCONY AREA	160.71 SQ.FT.	14.93 SQ.M.
TOTAL AREA	1221.92 SQ.FT.	113.52 SQ.M.

KEY PLAN LEVEL
22-42



KEY SECTION



STREGIS
DOWNTOWN DUBAI
THE RESIDENCES


TOWER 1

2 BEDROOM TYPE A4


UNITS 03 & 08 | LEVEL 22-42

SUITE AREA	1061.21 SQ.FT.	98.59 SQ.M.
BALCONY AREA	160.71 SQ.FT.	14.93 SQ.M.
TOTAL AREA	1221.92 SQ.FT.	113.52 SQ.M.

KEY PLAN LEVEL
22-42



KEY SECTION



STREGIS
DOWNTOWN DUBAI
THE RESIDENCES


TOWER 1

2 BEDROOM TYPE A4


UNITS 04 & 09 | LEVEL 44-64

SUITE AREA	1061.21 SQ.FT.	98.59 SQ.M.
BALCONY AREA	160.71 SQ.FT.	14.93 SQ.M.
TOTAL AREA	1221.92 SQ.FT.	113.52 SQ.M.

KEY PLAN LEVEL
44-64



KEY SECTION



ST REGIS
DOWNTOWN DUBAI
THE RESIDENCES


TOWER 1

2 BEDROOM TYPE A4

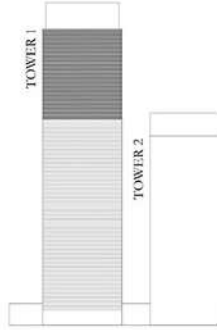
UNITS 04 & 09 | LEVEL 44-64

SUITE AREA	1061.21 SQ.FT.	98.59 SQ.M.
BALCONY AREA	160.71 SQ.FT.	14.93 SQ.M.
TOTAL AREA	1221.92 SQ.FT.	113.52 SQ.M.

KEY PLAN LEVEL
44-64



KEY SECTION



ST REGIS
DOWNTOWN DUBAI
THE RESIDENCES

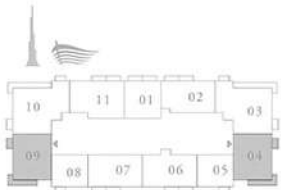
TOWER 1

2 BEDROOM TYPE A4


UNITS 04 & 09 | LEVEL 44-64

SUITE AREA	1061.21 SQ.FT.	98.59 SQ.M.
BALCONY AREA	160.71 SQ.FT.	14.93 SQ.M.
TOTAL AREA	1221.92 SQ.FT.	113.52 SQ.M.

KEY PLAN LEVEL
44-64



KEY SECTION



ST REGIS
DOWNTOWN DUBAI
THE RESIDENCES


TOWER 1

2 BEDROOM TYPE A4

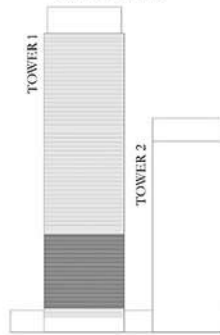
UNITS 04 & 10 | LEVEL 04-20

SUITE AREA	1059.06 SQ.FT.	98.39 SQ.M.
BALCONY AREA	160.71 SQ.FT.	14.93 SQ.M.
TOTAL AREA	1219.77 SQ.FT.	113.32 SQ.M.

KEY PLAN LEVEL
04-20



KEY SECTION



ST REGIS
DOWNTOWN DUBAI
THE RESIDENCES


TOWER 1

2 BEDROOM TYPE A4

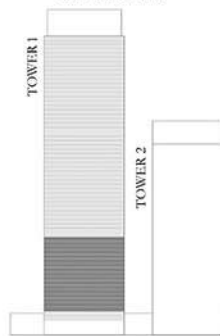
UNITS 04 & 10 | LEVEL 04-20

SUITE AREA	1059.06 SQ.FT.	98.39 SQ.M.
BALCONY AREA	160.71 SQ.FT.	14.93 SQ.M.
TOTAL AREA	1219.77 SQ.FT.	113.32 SQ.M.

KEY PLAN LEVEL
04-20



KEY SECTION



ST REGIS

DOWNTOWN DUBAI
THE RESIDENCES


TOWER 1

2 BEDROOM TYPE A4

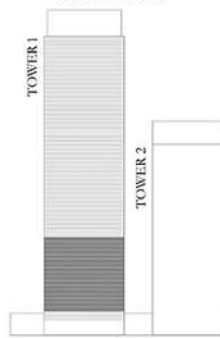
UNITS 04 & 10 | LEVEL 04-20

SUITE AREA	1059.06 SQ.FT.	98.39 SQ.M.
BALCONY AREA	160.71 SQ.FT.	14.93 SQ.M.
TOTAL AREA	1219.77 SQ.FT.	113.32 SQ.M.

KEY PLAN LEVEL
04-20



KEY SECTION



ST REGIS

DOWNTOWN DUBAI
THE RESIDENCES

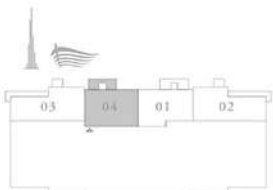
TOWER 1

2 BEDROOM TYPE B


UNIT 04 | LEVEL 21

SUITE AREA	1242.37 SQ.FT.	115.42 SQ.M.
BALCONY AREA	167.49 SQ.FT.	15.56 SQ.M.
TOTAL AREA	1409.86 SQ.FT.	130.98 SQ.M.

KEY PLAN LEVEL
21



KEY SECTION



ST REGIS

DOWNTOWN DUBAI
THE RESIDENCES


TOWER 1

2 BEDROOM TYPE B

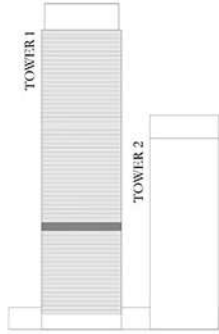
UNIT 04 | LEVEL 21

SUITE AREA	1242.37 SQ.FT.	115.42 SQ.M.
BALCONY AREA	167.49 SQ.FT.	15.56 SQ.M.
TOTAL AREA	1409.86 SQ.FT.	130.98 SQ.M.

KEY PLAN LEVEL
21



KEY SECTION



ST REGIS

DOWNTOWN DUBAI
THE RESIDENCES

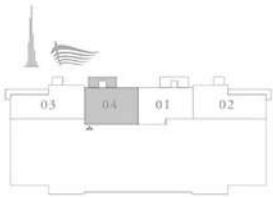
TOWER 1

2 BEDROOM TYPE B


UNIT 04 | LEVEL 21

SUITE AREA	1242.37 SQ.FT.	115.42 SQ.M.
BALCONY AREA	167.49 SQ.FT.	15.56 SQ.M.
TOTAL AREA	1409.86 SQ.FT.	130.98 SQ.M.

KEY PLAN LEVEL
21



KEY SECTION



ST REGIS
DOWNTOWN DUBAI
THE RESIDENCES

TOWER 1


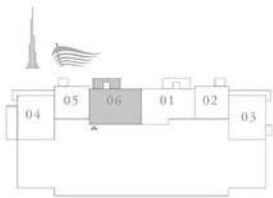
2 BEDROOM TYPE B

UNIT 06 | LEVEL PODIUM 3

SUITE AREA	1242.80 SQ.FT.	115.46 SQ.M.
BALCONY AREA	167.16 SQ.FT.	15.53 SQ.M.
TOTAL AREA	1409.96 SQ.FT.	130.99 SQ.M.

KEY PLAN LEVEL
PODIUM 3

KEY SECTION



ST REGIS
DOWNTOWN DUBAI
THE RESIDENCES

TOWER 1


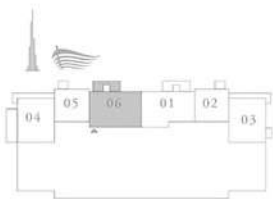
2 BEDROOM TYPE B

UNIT 06 | LEVEL PODIUM 3

SUITE AREA	1242.80 SQ.FT.	115.46 SQ.M.
BALCONY AREA	167.16 SQ.FT.	15.53 SQ.M.
TOTAL AREA	1409.96 SQ.FT.	130.99 SQ.M.

KEY PLAN LEVEL
PODIUM 3

KEY SECTION



ST REGIS
DOWNTOWN DUBAI
THE RESIDENCES

TOWER 1


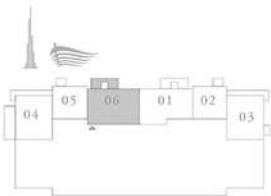
2 BEDROOM TYPE B

UNIT 06 | LEVEL PODIUM 3

SUITE AREA	1242.80 SQ.FT.	115.46 SQ.M.
BALCONY AREA	167.16 SQ.FT.	15.53 SQ.M.
TOTAL AREA	1409.96 SQ.FT.	130.99 SQ.M.

KEY PLAN LEVEL
PODIUM 3

KEY SECTION



ST REGIS
DOWNTOWN DUBAI
THE RESIDENCES

TOWER 1


1 BEDROOM TYPE B

UNIT 07 | LEVEL 04-20

SUITE AREA	704.61 SQ.FT.	65.46 SQ.M.
BALCONY AREA	167.16 SQ.FT.	15.53 SQ.M.
TOTAL AREA	871.77 SQ.FT.	80.99 SQ.M.

KEY PLAN LEVEL
04-20

KEY SECTION



ST REGIS
DOWNTOWN DUBAI
THE RESIDENCES

TOWER 1


3 BEDROOM TYPE B

UNIT 10 | LEVEL 22


SUITE AREA	1616.95 SQ.FT.	150.22 SQ.M.
BALCONY AREA	136.49 SQ.FT.	12.68 SQ.M.
TOTAL AREA	1753.44 SQ.FT.	162.90 SQ.M.

KEY PLAN LEVEL

22



KEY SECTION



ST REGIS
DOWNTOWN DUBAI
THE RESIDENCES

TOWER 1


3 BEDROOM TYPE B

UNIT 10 | LEVEL 22


SUITE AREA	1616.95 SQ.FT.	150.22 SQ.M.
BALCONY AREA	136.49 SQ.FT.	12.68 SQ.M.
TOTAL AREA	1753.44 SQ.FT.	162.90 SQ.M.

KEY PLAN LEVEL

22



KEY SECTION



ST REGIS

DOWNTOWN DUBAI
THE RESIDENCES

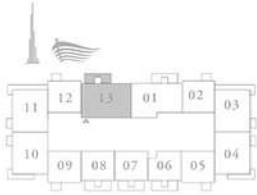
TOWER 1

2 BEDROOM TYPE B


UNIT 13 | LEVEL 04-20

SUITE AREA	1242.80 SQ.FT.	115.46 SQ.M.
BALCONY AREA	167.16 SQ.FT.	15.53 SQ.M.
TOTAL AREA	1409.96 SQ.FT.	130.99 SQ.M.

KEY PLAN LEVEL
04-20



KEY SECTION



ST REGIS

DOWNTOWN DUBAI
THE RESIDENCES


TOWER 1

2 BEDROOM TYPE B

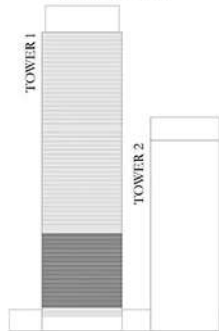
UNIT 13 | LEVEL 04-20

SUITE AREA	1242.80 SQ.FT.	115.46 SQ.M.
BALCONY AREA	167.16 SQ.FT.	15.53 SQ.M.
TOTAL AREA	1409.96 SQ.FT.	130.99 SQ.M.

KEY PLAN LEVEL
04-20



KEY SECTION



ST REGIS

DOWNTOWN DUBAI
THE RESIDENCES

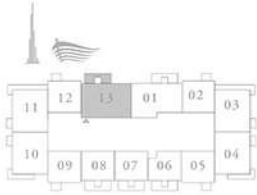
TOWER 1

2 BEDROOM TYPE B


UNIT 13 | LEVEL 04-20

SUITE AREA	1242.80 SQ.FT.	115.46 SQ.M.
BALCONY AREA	167.16 SQ.FT.	15.53 SQ.M.
TOTAL AREA	1409.96 SQ.FT.	130.99 SQ.M.

KEY PLAN LEVEL
04-20



KEY SECTION



ST REGIS

DOWNTOWN DUBAI
THE RESIDENCES


TOWER 1

2 BEDROOM TYPE B

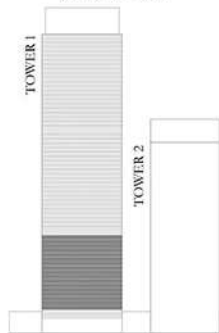
UNIT 13 | LEVEL 04-20

SUITE AREA	1242.80 SQ.FT.	115.46 SQ.M.
BALCONY AREA	167.16 SQ.FT.	15.53 SQ.M.
TOTAL AREA	1409.96 SQ.FT.	130.99 SQ.M.

KEY PLAN LEVEL
04-20



KEY SECTION



ST REGIS

DOWNTOWN DUBAI
THE RESIDENCES


TOWER 1

2 BEDROOM TYPE B


UNIT 13 | LEVEL 04-20

SUITE AREA	1242.80 SQ.FT.	115.46 SQ.M.
BALCONY AREA	167.16 SQ.FT.	15.53 SQ.M.
TOTAL AREA	1409.96 SQ.FT.	130.99 SQ.M.

KEY PLAN LEVEL
04-20



KEY SECTION



ST REGIS

DOWNTOWN DUBAI
THE RESIDENCES

TOWER 1

3 BEDROOM TYPE B1


UNIT 06 | LEVEL 43

SUITE AREA	1616.95 SQ.FT.	150.22 SQ.M.
BALCONY AREA	227.12 SQ.FT.	21.10 SQ.M.
TOTAL AREA	1844.07 SQ.FT.	171.32 SQ.M.

KEY PLAN LEVEL
43



KEY SECTION



ST REGIS

DOWNTOWN DUBAI
THE RESIDENCES

TOWER 1

3 BEDROOM TYPE B1

UNIT 06 | LEVEL 43


SUITE AREA	1616.95 SQ.FT.	150.22 SQ.M.
BALCONY AREA	227.12 SQ.FT.	21.10 SQ.M.
TOTAL AREA	1844.07 SQ.FT.	171.32 SQ.M.

KEY PLAN LEVEL

43



KEY SECTION



ST REGIS

DOWNTOWN DUBAI
THE RESIDENCES

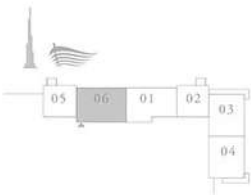
TOWER 1

2 BEDROOM TYPE B1


UNIT 06 | LEVEL PODIUM 2

SUITE AREA	1244.63 SQ.FT.	115.63 SQ.M.
BALCONY AREA	0 SQ.FT.	0 SQ.M.
TOTAL AREA	1244.63 SQ.FT.	115.63 SQ.M.

KEY PLAN LEVEL
PODIUM 2



KEY SECTION



ST REGIS

DOWNTOWN DUBAI
THE RESIDENCES

TOWER 1


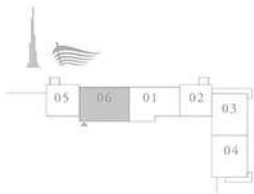
2 BEDROOM TYPE B1

UNIT 06 | LEVEL PODIUM 2

SUITE AREA	1244.63 SQ.FT.	115.63 SQ.M.
BALCONY AREA	0 SQ.FT.	0 SQ.M.
TOTAL AREA	1244.63 SQ.FT.	115.63 SQ.M.

KEY PLAN LEVEL
PODIUM 2

KEY SECTION



ST REGIS

DOWNTOWN DUBAI
THE RESIDENCES

TOWER 1

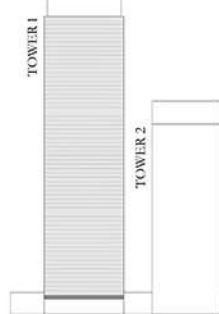
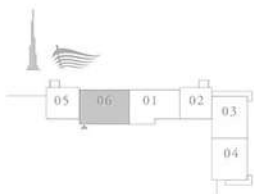
2 BEDROOM TYPE B1

UNIT 06 | LEVEL PODIUM 2

SUITE AREA	1244.63 SQ.FT.	115.63 SQ.M.
BALCONY AREA	0 SQ.FT.	0 SQ.M.
TOTAL AREA	1244.63 SQ.FT.	115.63 SQ.M.

KEY PLAN LEVEL
PODIUM 2

KEY SECTION



ST REGIS

DOWNTOWN DUBAI
THE RESIDENCES

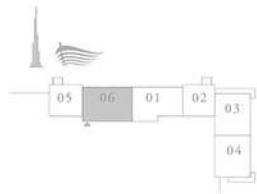
TOWER 1

2 BEDROOM TYPE B1

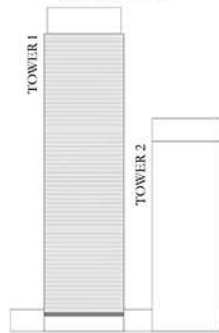
UNIT 06 | LEVEL PODIUM 2

SUITE AREA	1244.63 SQ.FT.	115.63 SQ.M.
BALCONY AREA	0 SQ.FT.	0 SQ.M.
TOTAL AREA	1244.63 SQ.FT.	115.63 SQ.M.

KEY PLAN LEVEL
PODIUM 2



KEY SECTION



ST REGIS

DOWNTOWN DUBAI
THE RESIDENCES

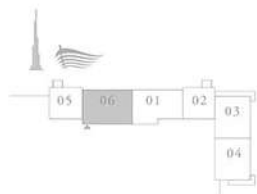
TOWER 1

2 BEDROOM TYPE B1

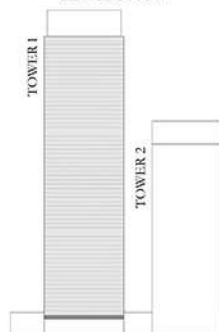
UNIT 06 | LEVEL PODIUM 2

SUITE AREA	1244.63 SQ.FT.	115.63 SQ.M.
BALCONY AREA	0 SQ.FT.	0 SQ.M.
TOTAL AREA	1244.63 SQ.FT.	115.63 SQ.M.

KEY PLAN LEVEL
PODIUM 2



KEY SECTION



ST REGIS

DOWNTOWN DUBAI
THE RESIDENCES

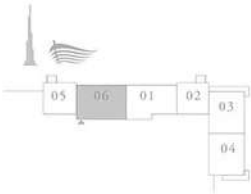
TOWER 1

2 BEDROOM TYPE B1

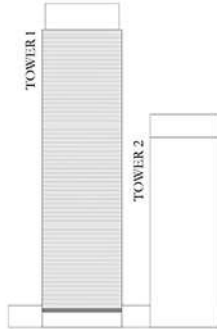
UNIT 06 | LEVEL PODIUM 2

SUITE AREA	1244.63 SQ.FT.	115.63 SQ.M.
BALCONY AREA	0 SQ.FT.	0 SQ.M.
TOTAL AREA	1244.63 SQ.FT.	115.63 SQ.M.

KEY PLAN LEVEL
PODIUM 2



KEY SECTION



ST REGIS

DOWNTOWN DUBAI
THE RESIDENCES


TOWER 1

3 BEDROOM TYPE B1

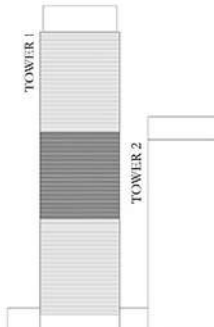
UNIT 10 | LEVEL 23-42

SUITE AREA	1616.95 TO 1617.28 SQ.FT.	150.22 TO 150.25 SQ.M.
BALCONY AREA	226.80 TO 227.12 SQ.FT.	21.07 TO 21.10 SQ.M.
TOTAL AREA	1844.07 TO 1844.08 SQ.FT.	171.32 SQ.M.

KEY PLAN LEVEL
23-42



KEY SECTION



ST REGIS
DOWNTOWN DUBAI
THE RESIDENCES


TOWER 1

2 BEDROOM TYPE C

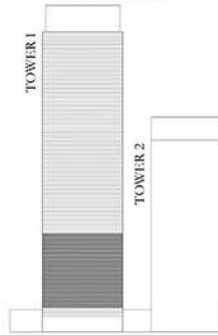
UNIT 01 | LEVEL 04-20

SUITE AREA	1134.39 SQ.FT.	105.38 SQ.M.
BALCONY AREA	167.16 SQ.FT.	15.53 SQ.M.
TOTAL AREA	1301.46 SQ.FT.	120.91 SQ.M.

KEY PLAN LEVEL
04-20



KEY SECTION



ST REGIS
DOWNTOWN DUBAI
THE RESIDENCES


TOWER 1

2 BEDROOM TYPE C

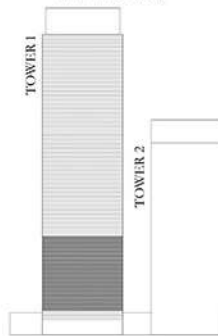
UNIT 01 | LEVEL 04-20

SUITE AREA	1134.39 SQ.FT.	105.38 SQ.M.
BALCONY AREA	167.16 SQ.FT.	15.53 SQ.M.
TOTAL AREA	1301.46 SQ.FT.	120.91 SQ.M.

KEY PLAN LEVEL
04-20



KEY SECTION



ST REGIS
DOWNTOWN DUBAI
THE RESIDENCES


TOWER 1

2 BEDROOM TYPE C

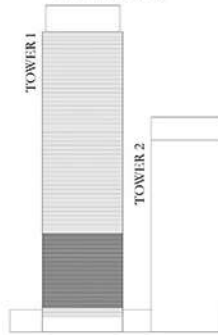
UNIT 01 | LEVEL 04-20

SUITE AREA	1134.39 SQ.FT.	105.38 SQ.M.
BALCONY AREA	167.16 SQ.FT.	15.53 SQ.M.
TOTAL AREA	1301.46 SQ.FT.	120.91 SQ.M.

KEY PLAN LEVEL
04-20



KEY SECTION



ST REGIS
DOWNTOWN DUBAI
THE RESIDENCES

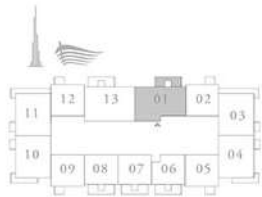
TOWER 1

2 BEDROOM TYPE C

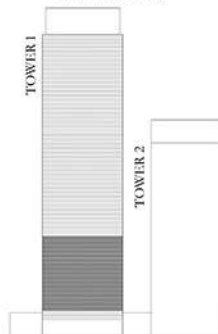
UNIT 01 | LEVEL 04-20

SUITE AREA	1134.39 SQ.FT.	105.38 SQ.M.
BALCONY AREA	167.16 SQ.FT.	15.53 SQ.M.
TOTAL AREA	1301.46 SQ.FT.	120.91 SQ.M.

KEY PLAN LEVEL
04-20



KEY SECTION



ST REGIS
DOWNTOWN DUBAI
THE RESIDENCES


TOWER 1

2 BEDROOM TYPE C

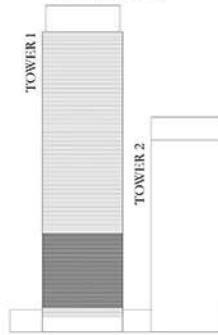
UNIT 01 | LEVEL 04-20

SUITE AREA	1134.39 SQ.FT.	105.38 SQ.M.
BALCONY AREA	167.16 SQ.FT.	15.53 SQ.M.
TOTAL AREA	1301.46 SQ.FT.	120.91 SQ.M.

KEY PLAN LEVEL
04-20



KEY SECTION



ST REGIS
DOWNTOWN DUBAI
THE RESIDENCES

TOWER 1

2 BEDROOM TYPE C

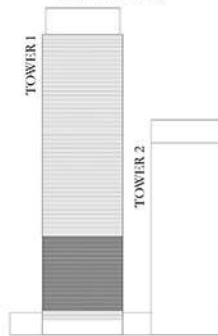
UNIT 01 | LEVEL 04-20

SUITE AREA	1134.39 SQ.FT.	105.38 SQ.M.
BALCONY AREA	167.16 SQ.FT.	15.53 SQ.M.
TOTAL AREA	1301.46 SQ.FT.	120.91 SQ.M.

KEY PLAN LEVEL
04-20



KEY SECTION



ST REGIS
DOWNTOWN DUBAI
THE RESIDENCES


TOWER 1

2 BEDROOM TYPE C

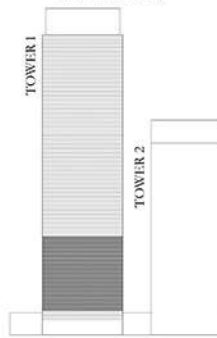
UNIT 01 | LEVEL 04-20

SUITE AREA	1134.39 SQ.FT.	105.38 SQ.M.
BALCONY AREA	167.16 SQ.FT.	15.53 SQ.M.
TOTAL AREA	1301.46 SQ.FT.	120.91 SQ.M.

KEY PLAN LEVEL
04-20



KEY SECTION



ST REGIS
DOWNTOWN DUBAI
THE RESIDENCES

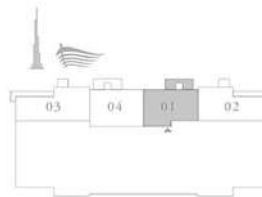
TOWER 1

2 BEDROOM TYPE C

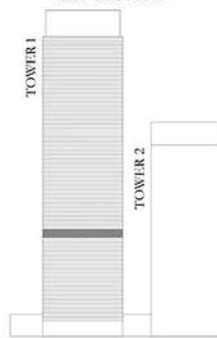
UNIT 01 | LEVEL 21

SUITE AREA	1134.19 SQ.FT.	105.37 SQ.M.
BALCONY AREA	167.16 SQ.FT.	15.53 SQ.M.
TOTAL AREA	1301.35 SQ.FT.	120.90 SQ.M.

KEY PLAN LEVEL
21



KEY SECTION



ST REGIS
 DOWNTOWN DUBAI
 THE RESIDENCES

TOWER 1

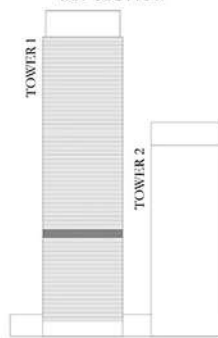
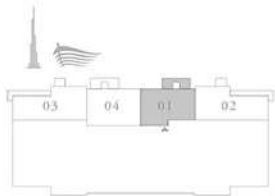
2 BEDROOM TYPE C

UNIT 01 | LEVEL 21

SUITE AREA	1134.19 SQ.FT.	105.37 SQ.M.
BALCONY AREA	167.16 SQ.FT.	15.53 SQ.M.
TOTAL AREA	1301.35 SQ.FT.	120.90 SQ.M.

KEY PLAN LEVEL
21

KEY SECTION



ST REGIS
 DOWNTOWN DUBAI
 THE RESIDENCES

TOWER 1


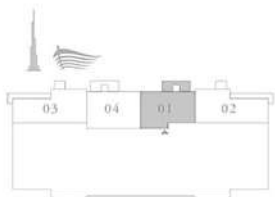
2 BEDROOM TYPE C

UNIT 01 | LEVEL 21

SUITE AREA	1134.19 SQ.FT.	105.37 SQ.M.
BALCONY AREA	167.16 SQ.FT.	15.53 SQ.M.
TOTAL AREA	1301.35 SQ.FT.	120.90 SQ.M.

KEY PLAN LEVEL
21

KEY SECTION



ST REGIS
 DOWNTOWN DUBAI
 THE RESIDENCES

TOWER 1

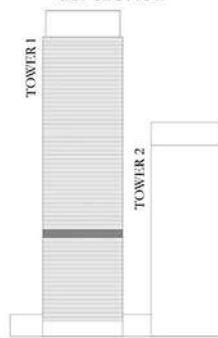
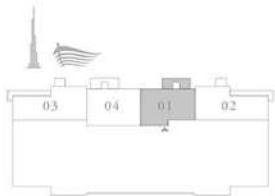
2 BEDROOM TYPE C

UNIT 01 | LEVEL 21

SUITE AREA	1134.19 SQ.FT.	105.37 SQ.M.
BALCONY AREA	167.16 SQ.FT.	15.53 SQ.M.
TOTAL AREA	1301.35 SQ.FT.	120.90 SQ.M.

KEY PLAN LEVEL
21

KEY SECTION



ST REGIS
 DOWNTOWN DUBAI
 THE RESIDENCES

TOWER 1


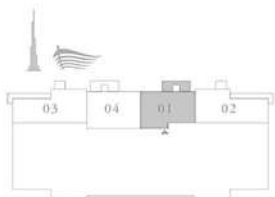
2 BEDROOM TYPE C

UNIT 01 | LEVEL 21

SUITE AREA	1134.19 SQ.FT.	105.37 SQ.M.
BALCONY AREA	167.16 SQ.FT.	15.53 SQ.M.
TOTAL AREA	1301.35 SQ.FT.	120.90 SQ.M.

KEY PLAN LEVEL
21

KEY SECTION



ST REGIS
 DOWNTOWN DUBAI
 THE RESIDENCES

TOWER 1

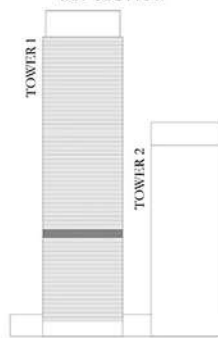
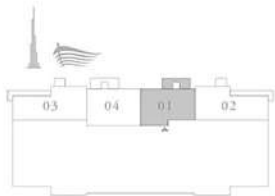
2 BEDROOM TYPE C

UNIT 01 | LEVEL 21

SUITE AREA	1134.19 SQ.FT.	105.37 SQ.M.
BALCONY AREA	167.16 SQ.FT.	15.53 SQ.M.
TOTAL AREA	1301.35 SQ.FT.	120.90 SQ.M.

KEY PLAN LEVEL
21

KEY SECTION



ST REGIS
 DOWNTOWN DUBAI
 THE RESIDENCES

TOWER 1


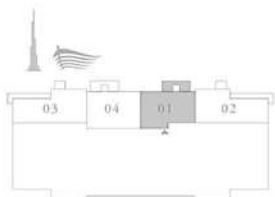
2 BEDROOM TYPE C

UNIT 01 | LEVEL 21

SUITE AREA	1134.19 SQ.FT.	105.37 SQ.M.
BALCONY AREA	167.16 SQ.FT.	15.53 SQ.M.
TOTAL AREA	1301.35 SQ.FT.	120.90 SQ.M.

KEY PLAN LEVEL
21

KEY SECTION



ST REGIS

DOWNTOWN DUBAI
THE RESIDENCES


TOWER 1

3 BEDROOM TYPE C


UNIT 01 | LEVEL 22

SUITE AREA	1527.61 SQ.FT.	141.92 SQ.M.
BALCONY AREA	136.16 SQ.FT.	12.65 SQ.M.
TOTAL AREA	1663.77 SQ.FT.	154.57 SQ.M.

KEY PLAN LEVEL
22



KEY SECTION



ST REGIS

DOWNTOWN DUBAI
THE RESIDENCES

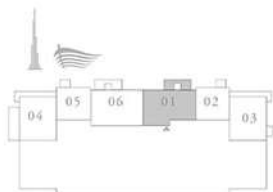
TOWER 1

2 BEDROOM TYPE C

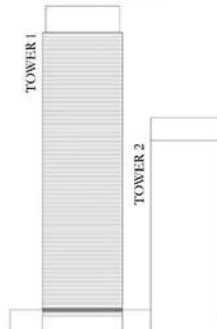
UNIT 01 | LEVEL PODIUM 3

SUITE AREA	1134.30 SQ.FT.	105.38 SQ.M.
BALCONY AREA	167.16 SQ.FT.	15.53 SQ.M.
TOTAL AREA	1301.46 SQ.FT.	120.91 SQ.M.

KEY PLAN LEVEL
PODIUM 3



KEY SECTION



ST REGIS

DOWNTOWN DUBAI
THE RESIDENCES

TOWER 1

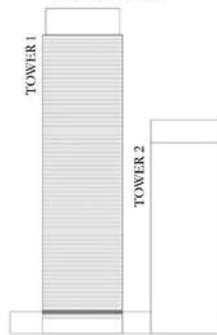
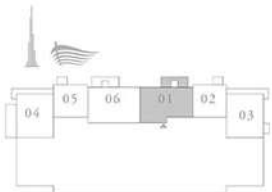
2 BEDROOM TYPE C

UNIT 01 | LEVEL PODIUM 3

SUITE AREA	1134.30 SQ.FT.	105.38 SQ.M.
BALCONY AREA	167.16 SQ.FT.	15.53 SQ.M.
TOTAL AREA	1301.46 SQ.FT.	120.91 SQ.M.

KEY PLAN LEVEL
PODIUM 3

KEY SECTION



ST REGIS

DOWNTOWN DUBAI
THE RESIDENCES

TOWER 1

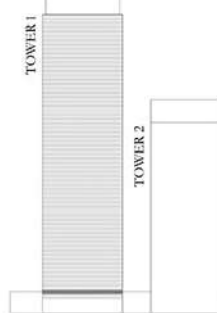
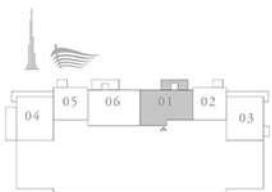
2 BEDROOM TYPE C

UNIT 01 | LEVEL PODIUM 3

SUITE AREA	1134.30 SQ.FT.	105.38 SQ.M.
BALCONY AREA	167.16 SQ.FT.	15.53 SQ.M.
TOTAL AREA	1301.46 SQ.FT.	120.91 SQ.M.

KEY PLAN LEVEL
PODIUM 3

KEY SECTION



ST REGIS

DOWNTOWN DUBAI
THE RESIDENCES

TOWER 1

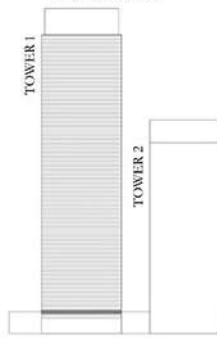
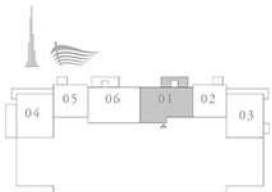
2 BEDROOM TYPE C

UNIT 01 | LEVEL PODIUM 3

SUITE AREA	1134.30 SQ.FT.	105.38 SQ.M.
BALCONY AREA	167.16 SQ.FT.	15.53 SQ.M.
TOTAL AREA	1301.46 SQ.FT.	120.91 SQ.M.

KEY PLAN LEVEL
PODIUM 3

KEY SECTION



ST REGIS

DOWNTOWN DUBAI
THE RESIDENCES

TOWER 1


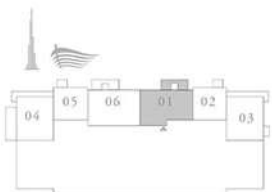
2 BEDROOM TYPE C

UNIT 01 | LEVEL PODIUM 3

SUITE AREA	1134.30 SQ.FT.	105.38 SQ.M.
BALCONY AREA	167.16 SQ.FT.	15.53 SQ.M.
TOTAL AREA	1301.46 SQ.FT.	120.91 SQ.M.

KEY PLAN LEVEL
PODIUM 3

KEY SECTION



ST REGIS

DOWNTOWN DUBAI
THE RESIDENCES

TOWER 1

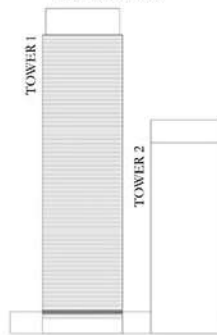
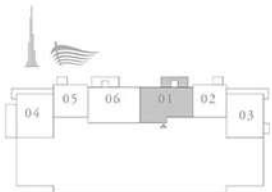
2 BEDROOM TYPE C

UNIT 01 | LEVEL PODIUM 3

SUITE AREA	1134.30 SQ.FT.	105.38 SQ.M.
BALCONY AREA	167.16 SQ.FT.	15.53 SQ.M.
TOTAL AREA	1301.46 SQ.FT.	120.91 SQ.M.

KEY PLAN LEVEL
PODIUM 3

KEY SECTION



ST REGIS

DOWNTOWN DUBAI
THE RESIDENCES

TOWER 1

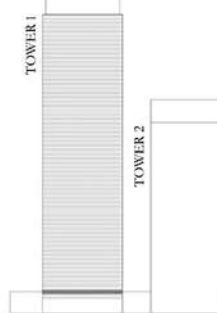
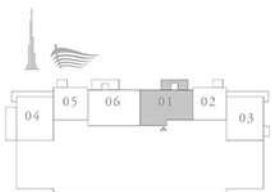
2 BEDROOM TYPE C

UNIT 01 | LEVEL PODIUM 3

SUITE AREA	1134.30 SQ.FT.	105.38 SQ.M.
BALCONY AREA	167.16 SQ.FT.	15.53 SQ.M.
TOTAL AREA	1301.46 SQ.FT.	120.91 SQ.M.

KEY PLAN LEVEL
PODIUM 3

KEY SECTION



ST REGIS

DOWNTOWN DUBAI
THE RESIDENCES

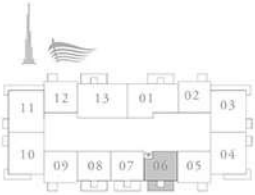
TOWER 1

1 BEDROOM TYPE C

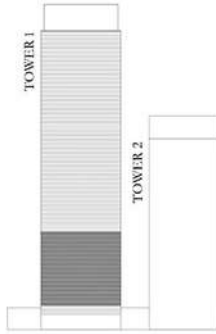
UNIT 06 | LEVEL 04-20

SUITE AREA	657.57 SQ.FT.	61.09 SQ.M.
BALCONY AREA	167.16 SQ.FT.	15.53 SQ.M.
TOTAL AREA	824.73 SQ.FT.	76.62 SQ.M.

KEY PLAN LEVEL
04-20



KEY SECTION



ST REGIS

DOWNTOWN DUBAI
THE RESIDENCES

TOWER 1

3 BEDROOM TYPE C1

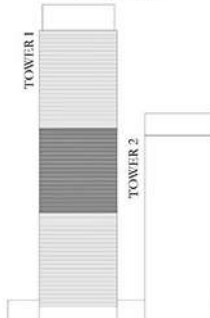
UNIT 01 | LEVEL 23-42

SUITE AREA	1527.61 SQ.FT.	141.92 SQ.M.
BALCONY AREA	226.80 SQ.FT.	21.07 SQ.M.
TOTAL AREA	1754.41 SQ.FT.	162.99 SQ.M.

KEY PLAN LEVEL
23-42



KEY SECTION



ST REGIS

DOWNTOWN DUBAI
THE RESIDENCES

TOWER 1

3 BEDROOM TYPE C1

UNIT 01 | LEVEL 43

SUITE AREA	1527.61 SQ.FT.	141.92 SQ.M.
BALCONY AREA	226.80 SQ.FT.	21.07 SQ.M.
TOTAL AREA	1754.41 SQ.FT.	162.99 SQ.M.




KEY PLAN LEVEL

43



KEY SECTION



ST REGIS

DOWNTOWN DUBAI
THE RESIDENCES

TOWER 1

2 BEDROOM TYPE C1

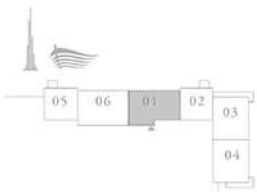
UNIT 01 | LEVEL PODIUM 2

SUITE AREA	1136.13 SQ.FT.	105.55 SQ.M.
BALCONY AREA	0 SQ.FT.	0 SQ.M.
TOTAL AREA	1136.13 SQ.FT.	105.55 SQ.M.




KEY PLAN LEVEL

PODIUM 2



KEY SECTION



ST REGIS
 DOWNTOWN DUBAI
 THE RESIDENCES

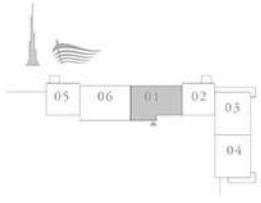
TOWER 1

2 BEDROOM TYPE C1


UNIT 01 | LEVEL PODIUM 2

SUITE AREA	1136.13 SQ.FT.	105.55 SQ.M.
BALCONY AREA	0 SQ.FT.	0 SQ.M.
TOTAL AREA	1136.13 SQ.FT.	105.55 SQ.M.

KEY PLAN LEVEL
 PODIUM 2



KEY SECTION



ST REGIS
 DOWNTOWN DUBAI
 THE RESIDENCES

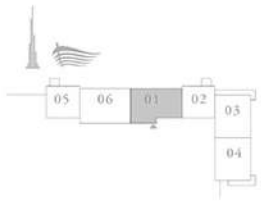
TOWER 1

2 BEDROOM TYPE C1


UNIT 01 | LEVEL PODIUM 2

SUITE AREA	1136.13 SQ.FT.	105.55 SQ.M.
BALCONY AREA	0 SQ.FT.	0 SQ.M.
TOTAL AREA	1136.13 SQ.FT.	105.55 SQ.M.

KEY PLAN LEVEL
 PODIUM 2



KEY SECTION



ST REGIS
 DOWNTOWN DUBAI
 THE RESIDENCES

TOWER 1

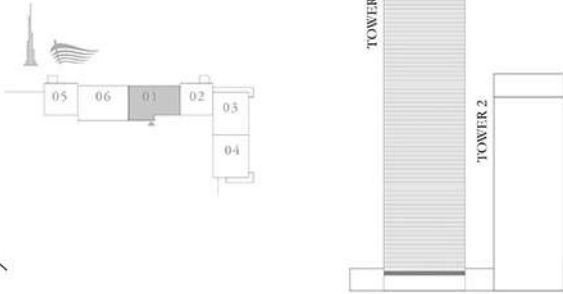
2 BEDROOM TYPE C1

UNIT 01 | LEVEL PODIUM 2

SUITE AREA	1136.13 SQ.FT.	105.55 SQ.M.
BALCONY AREA	0 SQ.FT.	0 SQ.M.
TOTAL AREA	1136.13 SQ.FT.	105.55 SQ.M.

KEY PLAN LEVEL
 PODIUM 2

KEY SECTION



ST REGIS
 DOWNTOWN DUBAI
 THE RESIDENCES

TOWER 1

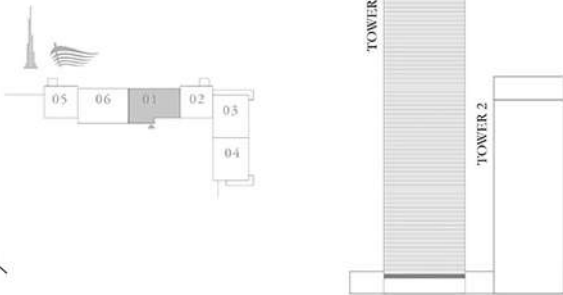
2 BEDROOM TYPE C1

UNIT 01 | LEVEL PODIUM 2

SUITE AREA	1136.13 SQ.FT.	105.55 SQ.M.
BALCONY AREA	0 SQ.FT.	0 SQ.M.
TOTAL AREA	1136.13 SQ.FT.	105.55 SQ.M.

KEY PLAN LEVEL
 PODIUM 2

KEY SECTION



ST REGIS
DOWNTOWN DUBAI
THE RESIDENCES

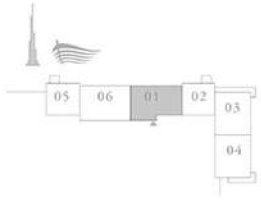
TOWER 1

2 BEDROOM TYPE C1


UNIT 01 | LEVEL PODIUM 2

SUITE AREA	1136.13 SQ.FT.	105.55 SQ.M.
BALCONY AREA	0 SQ.FT.	0 SQ.M.
TOTAL AREA	1136.13 SQ.FT.	105.55 SQ.M.

KEY PLAN LEVEL
PODIUM 2



KEY SECTION



ST REGIS
DOWNTOWN DUBAI
THE RESIDENCES

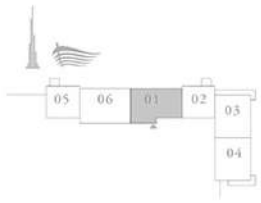
TOWER 1

2 BEDROOM TYPE C1


UNIT 01 | LEVEL PODIUM 2

SUITE AREA	1136.13 SQ.FT.	105.55 SQ.M.
BALCONY AREA	0 SQ.FT.	0 SQ.M.
TOTAL AREA	1136.13 SQ.FT.	105.55 SQ.M.

KEY PLAN LEVEL
PODIUM 2



KEY SECTION



ST REGIS

DOWNTOWN DUBAI
THE RESIDENCES

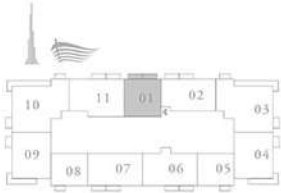
TOWER 1

1 BEDROOM TYPE D


UNIT 01 | LEVEL 45-64

SUITE AREA	825.27 SQ.FT.	76.67 SQ.M.
BALCONY AREA	88.80 SQ.FT.	8.25 SQ.M.
TOTAL AREA	914.07 SQ.FT.	84.92 SQ.M.

KEY PLAN LEVEL
45-64



KEY SECTION



ST REGIS

DOWNTOWN DUBAI
THE RESIDENCES

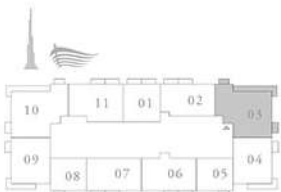
TOWER 1

3 BEDROOM TYPE D


UNIT 03 | LEVEL 45-64

SUITE AREA	1529.55 SQ.FT.	142.10 SQ.M.
BALCONY AREA	235.47 SQ.FT.	21.69 SQ.M.
TOTAL AREA	1763.02 SQ.FT.	163.79 SQ.M.

KEY PLAN LEVEL
45-64



KEY SECTION



ST REGIS
DOWNTOWN DUBAI
THE RESIDENCES

TOWER 1


2 BEDROOM TYPE D

UNIT 06 | LEVEL 22

SUITE AREA	1060.14 SQ.FT.	98.49 SQ.M.
BALCONY AREA	90.85 SQ.FT.	8.44 SQ.M.
TOTAL AREA	1150.99 SQ.FT.	106.93 SQ.M.



KEY PLAN LEVEL
22



ST REGIS
DOWNTOWN DUBAI
THE RESIDENCES

TOWER 1

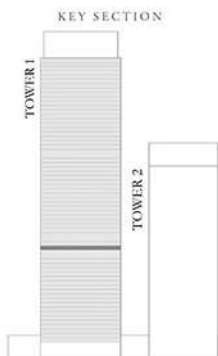
2 BEDROOM TYPE D

UNIT 06 | LEVEL 22

SUITE AREA	1060.14 SQ.FT.	98.49 SQ.M.
BALCONY AREA	90.85 SQ.FT.	8.44 SQ.M.
TOTAL AREA	1150.99 SQ.FT.	106.93 SQ.M.



KEY PLAN LEVEL
22



ST REGIS
DOWNTOWN DUBAI
THE RESIDENCES

TOWER 1

2 BEDROOM TYPE D

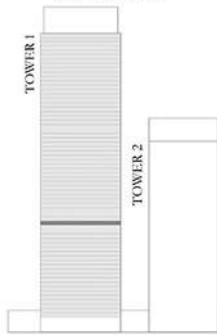

UNIT 06 | LEVEL 22

SUITE AREA	1060.14 SQ.FT.	98.49 SQ.M.
BALCONY AREA	90.85 SQ.FT.	8.44 SQ.M.
TOTAL AREA	1150.99 SQ.FT.	106.93 SQ.M.



KEY PLAN LEVEL
22

KEY SECTION



ST REGIS
DOWNTOWN DUBAI
THE RESIDENCES

TOWER 1

2 BEDROOM TYPE D

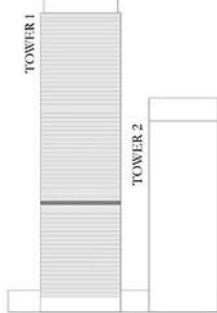

UNIT 06 | LEVEL 22

SUITE AREA	1060.14 SQ.FT.	98.49 SQ.M.
BALCONY AREA	90.85 SQ.FT.	8.44 SQ.M.
TOTAL AREA	1150.99 SQ.FT.	106.93 SQ.M.



KEY PLAN LEVEL
22

KEY SECTION



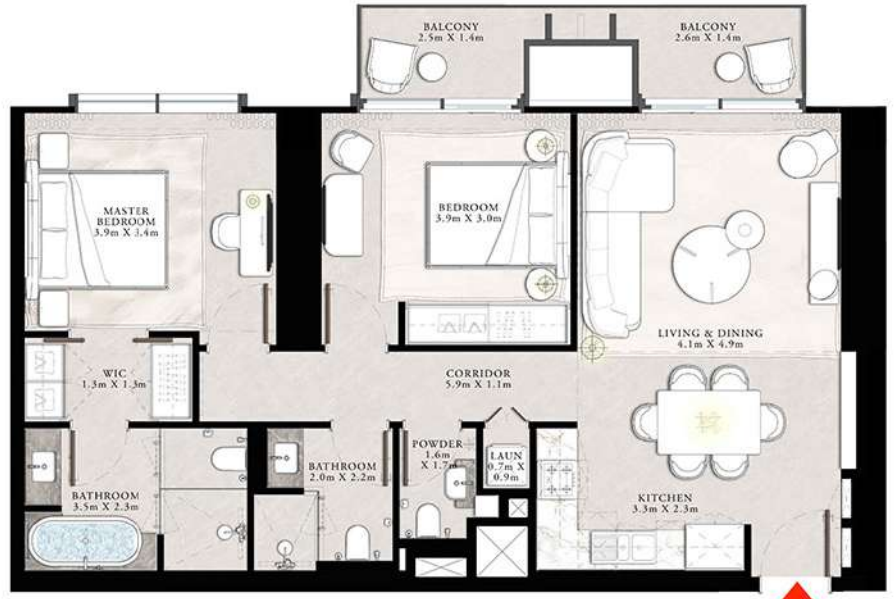
ST REGIS
DOWNTOWN DUBAI
THE RESIDENCES

TOWER 1

2 BEDROOM TYPE D

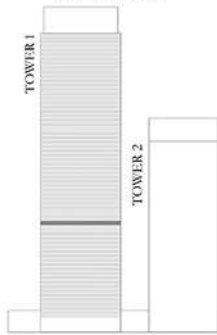

UNIT 06 | LEVEL 22

SUITE AREA	1060.14 SQ.FT.	98.49 SQ.M.
BALCONY AREA	90.85 SQ.FT.	8.44 SQ.M.
TOTAL AREA	1150.99 SQ.FT.	106.93 SQ.M.



KEY PLAN LEVEL
22

KEY SECTION



ST REGIS
DOWNTOWN DUBAI
THE RESIDENCES

TOWER 1

2 BEDROOM TYPE D

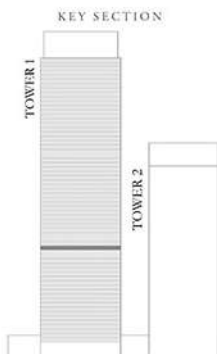
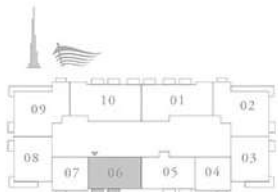
UNIT 06 | LEVEL 22

SUITE AREA	1060.14 SQ.FT.	98.49 SQ.M.
BALCONY AREA	90.85 SQ.FT.	8.44 SQ.M.
TOTAL AREA	1150.99 SQ.FT.	106.93 SQ.M.



KEY PLAN LEVEL
22

KEY SECTION



ST REGIS

DOWNTOWN DUBAI
THE RESIDENCES

TOWER 1

2 BEDROOM TYPE D

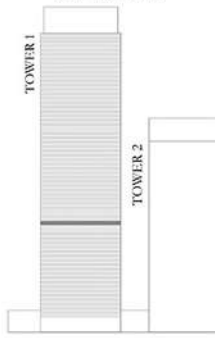

UNIT 06 | LEVEL 22

SUITE AREA	1060.14 SQ.FT.	98.49 SQ.M.
BALCONY AREA	90.85 SQ.FT.	8.44 SQ.M.
TOTAL AREA	1150.99 SQ.FT.	106.93 SQ.M.



KEY PLAN LEVEL
22

KEY SECTION



ST REGIS

DOWNTOWN DUBAI
THE RESIDENCES

TOWER 1

3 BEDROOM TYPE D


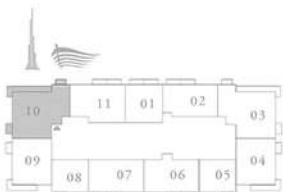
UNIT 10 | LEVEL 45-64

SUITE AREA	1527.29 SQ.FT.	141.89 SQ.M.
BALCONY AREA	233.47 SQ.FT.	21.69 SQ.M.
TOTAL AREA	1760.76 SQ.FT.	163.58 SQ.M.



KEY PLAN LEVEL
45-64

KEY SECTION



ST REGIS

DOWNTOWN DUBAI
THE RESIDENCES

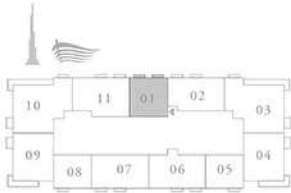
TOWER 1

1 BEDROOM TYPE D1


UNIT 01 | LEVEL 44

SUITE AREA	825.27 SQ.FT.	76.67 SQ.M.
BALCONY AREA	48.11 SQ.FT.	4.47 SQ.M.
TOTAL AREA	873.38 SQ.FT.	81.14 SQ.M.

KEY PLAN LEVEL
44



KEY SECTION



ST REGIS

DOWNTOWN DUBAI
THE RESIDENCES

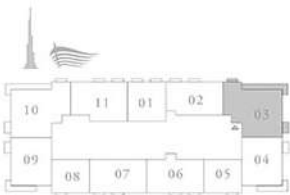
TOWER 1

3 BEDROOM TYPE D1


UNIT 03 | LEVEL 44

SUITE AREA	1529.55 SQ.FT.	142.10 SQ.M.
BALCONY AREA	220.44 SQ.FT.	20.48 SQ.M.
TOTAL AREA	1749.99 SQ.FT.	162.58 SQ.M.

KEY PLAN LEVEL
44



KEY SECTION



ST REGIS

DOWNTOWN DUBAI
THE RESIDENCES

TOWER 1

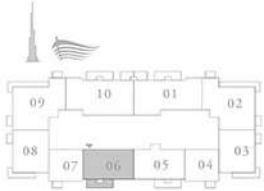
2 BEDROOM TYPE D1

UNIT 06 | LEVEL 23-42


SUITE AREA	1060.14 TO 1060.46 SQ.FT.	98.49 TO 98.52 SQ.M.
BALCONY AREA	150.91 TO 151.34 SQ.FT.	14.02 TO 14.06 SQ.M.
TOTAL AREA	1211.37 TO 1211.48 SQ.FT.	112.54 TO 112.55 SQ.M.



KEY PLAN LEVEL
23-42



KEY SECTION



ST REGIS

DOWNTOWN DUBAI
THE RESIDENCES

TOWER 1

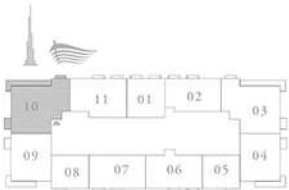
3 BEDROOM TYPE D1

UNIT 10 | LEVEL 44

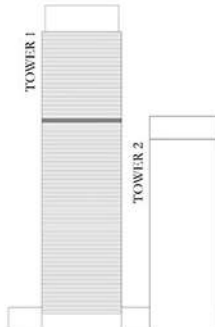
SUITE AREA	1527.29 SQ.FT.	141.89 SQ.M.
BALCONY AREA	220.44 SQ.FT.	20.48 SQ.M.
TOTAL AREA	1747.73 SQ.FT.	162.37 SQ.M.



KEY PLAN LEVEL
44



KEY SECTION



ST REGIS

DOWNTOWN DUBAI
THE RESIDENCES

TOWER 1

2 BEDROOM TYPE D2

UNIT 07 | LEVEL 44


SUITE AREA	1060.14 SQ.FT.	98.49 SQ.M.
BALCONY AREA	47.68 SQ.FT.	4.43 SQ.M.
TOTAL AREA	1107.82 SQ.FT.	102.92 SQ.M.

KEY PLAN LEVEL

44



KEY SECTION



ST REGIS

DOWNTOWN DUBAI
THE RESIDENCES

TOWER 1

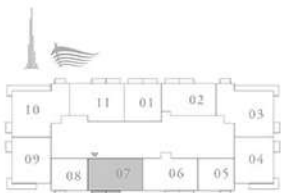
2 BEDROOM TYPE D3

UNIT 07 | LEVEL 45-64


SUITE AREA	1060.14 SQ.FT.	98.49 SQ.M.
BALCONY AREA	88.37 SQ.FT.	8.21 SQ.M.
TOTAL AREA	1148.51 SQ.FT.	106.70 SQ.M.

KEY PLAN LEVEL

45-64



KEY SECTION



ST REGIS

DOWNTOWN DUBAI
THE RESIDENCES

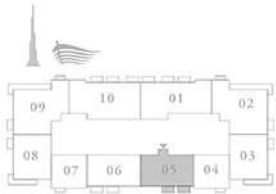
TOWER 1

2 BEDROOM TYPE E


UNIT 05 | LEVEL 22

SUITE AREA	1093.61 SQ.FT.	101.60 SQ.M.
BALCONY AREA	90.52 SQ.FT.	8.41 SQ.M.
TOTAL AREA	1184.13 SQ.FT.	110.01 SQ.M.

KEY PLAN LEVEL
22



KEY SECTION



ST REGIS

DOWNTOWN DUBAI
THE RESIDENCES

TOWER 1

1 BEDROOM TYPE E


UNIT 08 | LEVEL 04-20

SUITE AREA	703.10 SQ.FT.	65.32 SQ.M.
BALCONY AREA	167.16 SQ.FT.	15.53 SQ.M.
TOTAL AREA	870.26 SQ.FT.	80.85 SQ.M.

KEY PLAN LEVEL
04-20



KEY SECTION



ST REGIS
DOWNTOWN DUBAI
THE RESIDENCES

TOWER 1

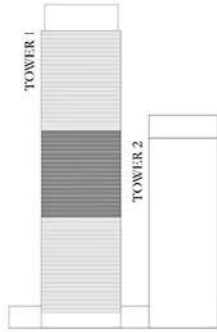
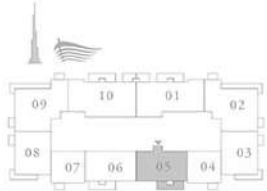
2 BEDROOM TYPE E1

UNIT 05 | LEVEL 23-42

SUITE AREA	1093.61 SQ.FT.	101.60 SQ.M.
BALCONY AREA	150.91 SQ.FT.	14.02 SQ.M.
TOTAL AREA	1244.52 SQ.FT.	115.62 SQ.M.

KEY PLAN LEVEL
23-42

KEY SECTION



ST REGIS
DOWNTOWN DUBAI
THE RESIDENCES

TOWER 1

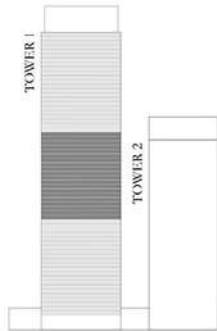
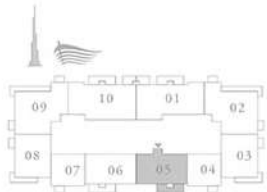
2 BEDROOM TYPE E1

UNIT 05 | LEVEL 23-42

SUITE AREA	1093.61 SQ.FT.	101.60 SQ.M.
BALCONY AREA	150.91 SQ.FT.	14.02 SQ.M.
TOTAL AREA	1244.52 SQ.FT.	115.62 SQ.M.

KEY PLAN LEVEL
23-42

KEY SECTION



ST REGIS

DOWNTOWN DUBAI
THE RESIDENCES

TOWER 1

2 BEDROOM TYPE E2

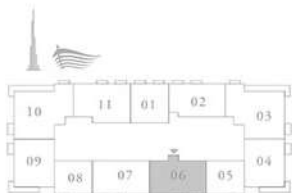

UNIT 06 | LEVEL 44

SUITE AREA	1093.61 SQ.FT.	101.60 SQ.M.
BALCONY AREA	47.47 SQ.FT.	4.41 SQ.M.
TOTAL AREA	1141.08 SQ.FT.	106.01 SQ.M.

KEY PLAN LEVEL

44

KEY SECTION



ST REGIS

DOWNTOWN DUBAI
THE RESIDENCES

TOWER 1

2 BEDROOM TYPE E2

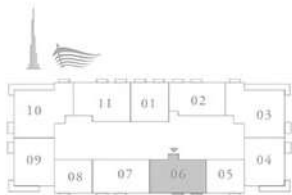

UNIT 06 | LEVEL 44

SUITE AREA	1093.61 SQ.FT.	101.60 SQ.M.
BALCONY AREA	47.47 SQ.FT.	4.41 SQ.M.
TOTAL AREA	1141.08 SQ.FT.	106.01 SQ.M.

KEY PLAN LEVEL

44

KEY SECTION



ST REGIS

DOWNTOWN DUBAI
THE RESIDENCES

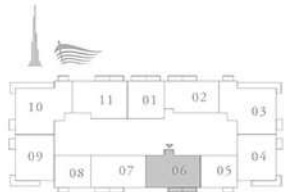
TOWER 1

2 BEDROOM TYPE E3

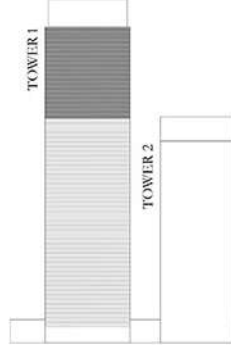
UNIT 06 | LEVEL 45-64

SUITE AREA	1093.61 SQ.FT.	101.60 SQ.M.
BALCONY AREA	88.05 SQ.FT.	8.18 SQ.M.
TOTAL AREA	1181.66 SQ.FT.	109.78 SQ.M.

KEY PLAN LEVEL
45-64



KEY SECTION



ST REGIS

DOWNTOWN DUBAI
THE RESIDENCES

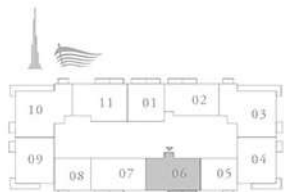
TOWER 1

2 BEDROOM TYPE E3

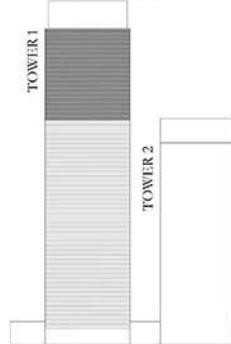
UNIT 06 | LEVEL 45-64

SUITE AREA	1093.61 SQ.FT.	101.60 SQ.M.
BALCONY AREA	88.05 SQ.FT.	8.18 SQ.M.
TOTAL AREA	1181.66 SQ.FT.	109.78 SQ.M.

KEY PLAN LEVEL
45-64



KEY SECTION



ST REGIS
DOWNTOWN DUBAI
THE RESIDENCES

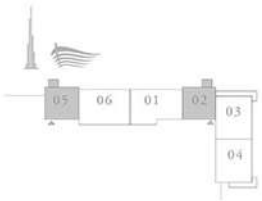
TOWER 1

1 BEDROOM TYPE F


UNITS 02 & 05 | LEVEL PODIUM 2

SUITE AREA	750.78 SQ.FT.	69.75 SQ.M.
BALCONY AREA	56.62 SQ.FT.	5.26 SQ.M.
TOTAL AREA	807.40 SQ.FT.	75.01 SQ.M.

KEY PLAN LEVEL
PODIUM 2



KEY SECTION



ST REGIS
DOWNTOWN DUBAI
THE RESIDENCES

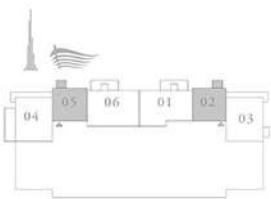
TOWER 1

1 BEDROOM TYPE F


UNITS 02 & 05 | LEVEL PODIUM 3

SUITE AREA	751.21 SQ.FT.	69.79 SQ.M.
BALCONY AREA	56.19 SQ.FT.	5.22 SQ.M.
TOTAL AREA	807.40 SQ.FT.	75.01 SQ.M.

KEY PLAN LEVEL
PODIUM 3



KEY SECTION



ST REGIS

DOWNTOWN DUBAI
THE RESIDENCES

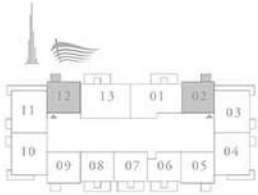
TOWER 1

1 BEDROOM TYPE F


UNITS 02 & 12 | LEVEL 04-20

SUITE AREA	751.21 SQ.FT.	69.79 SQ.M.
BALCONY AREA	56.19 SQ.FT.	5.22 SQ.M.
TOTAL AREA	807.40 SQ.FT.	75.01 SQ.M.

KEY PLAN LEVEL
04-20



KEY SECTION



ST REGIS

DOWNTOWN DUBAI
THE RESIDENCES


TOWER 1

2 BEDROOM TYPE F

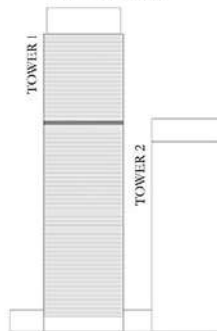
UNIT 02 | LEVEL 44

SUITE AREA	1023.32 SQ.FT.	95.07 SQ.M.
BALCONY AREA	47.47 SQ.FT.	4.41 SQ.M.
TOTAL AREA	1070.79 SQ.FT.	99.48 SQ.M.

KEY PLAN LEVEL
44



KEY SECTION



ST REGIS
DOWNTOWN DUBAI
THE RESIDENCES

TOWER 1


2 BEDROOM TYPE F

UNIT 02 | LEVEL 44

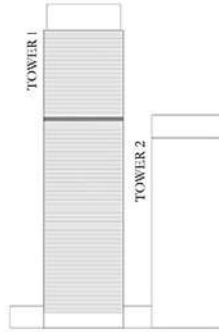
SUITE AREA	1023.32 SQ.FT.	95.07 SQ.M.
BALCONY AREA	47.47 SQ.FT.	4.41 SQ.M.
TOTAL AREA	1070.79 SQ.FT.	99.48 SQ.M.

KEY PLAN LEVEL

44



KEY SECTION



ST REGIS
DOWNTOWN DUBAI
THE RESIDENCES

TOWER 1

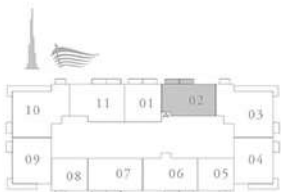
2 BEDROOM TYPE F1

UNIT 02 | LEVEL 45-64


SUITE AREA	1023.32 SQ.FT.	95.07 SQ.M.
BALCONY AREA	88.05 SQ.FT.	8.18 SQ.M.
TOTAL AREA	1111.37 SQ.FT.	103.25 SQ.M.

KEY PLAN LEVEL

45-64



KEY SECTION



ST REGIS

DOWNTOWN DUBAI
THE RESIDENCES

TOWER 1


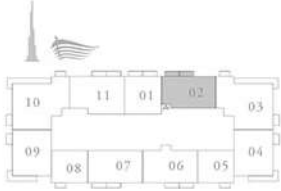
2 BEDROOM TYPE F1

UNIT 02 | LEVEL 45-64

SUITE AREA	1023.32 SQ.FT.	95.07 SQ.M.
BALCONY AREA	88.05 SQ.FT.	8.18 SQ.M.
TOTAL AREA	1111.37 SQ.FT.	103.25 SQ.M.

KEY PLAN LEVEL
45-64

KEY SECTION



ST REGIS

DOWNTOWN DUBAI
THE RESIDENCES

TOWER 1

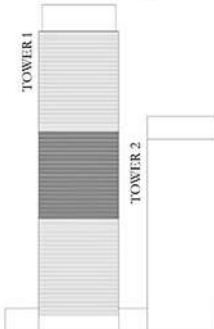
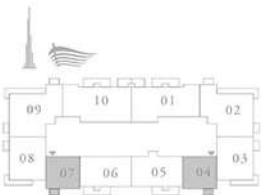
1 BEDROOM TYPE G

UNITS 04 & 07 | LEVEL 23-42

SUITE AREA	765.10 SQ.FT.	71.08 SQ.M.
BALCONY AREA	45.21 SQ.FT.	4.20 SQ.M.
TOTAL AREA	810.31 SQ.FT.	75.28 SQ.M.

KEY PLAN LEVEL
23-42

KEY SECTION



ST REGIS
DOWNTOWN DUBAI
THE RESIDENCES

TOWER 1

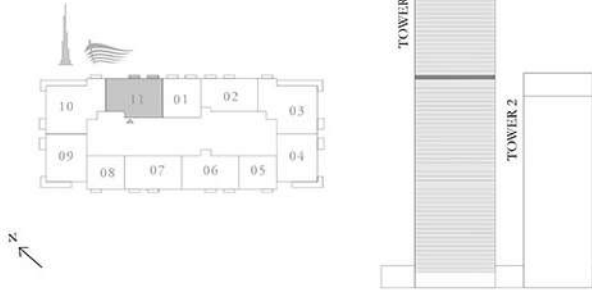
2 BEDROOM TYPE G

UNIT 11 | LEVEL 44

SUITE AREA	1186.94 SQ.FT.	110.27 SQ.M.
BALCONY AREA	47.68 SQ.FT.	4.43 SQ.M.
TOTAL AREA	1234.62 SQ.FT.	114.70 SQ.M.

KEY PLAN LEVEL
44

KEY SECTION



ST REGIS
DOWNTOWN DUBAI
THE RESIDENCES

TOWER 1

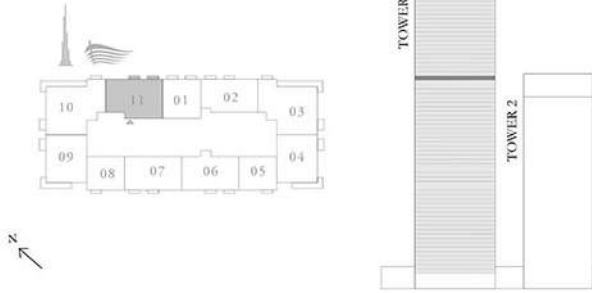
2 BEDROOM TYPE G

UNIT 11 | LEVEL 44

SUITE AREA	1186.94 SQ.FT.	110.27 SQ.M.
BALCONY AREA	47.68 SQ.FT.	4.43 SQ.M.
TOTAL AREA	1234.62 SQ.FT.	114.70 SQ.M.

KEY PLAN LEVEL
44

KEY SECTION



ST REGIS

DOWNTOWN DUBAI
THE RESIDENCES


TOWER 1

1 BEDROOM TYPE G1


UNITS 04 & 07 | LEVEL 22

SUITE AREA	765.10 SQ.FT.	71.08 SQ.M.
BALCONY AREA	25.40 SQ.FT.	2.36 SQ.M.
TOTAL AREA	790.50 SQ.FT.	73.44 SQ.M.

KEY PLAN LEVEL
22



KEY SECTION



ST REGIS

DOWNTOWN DUBAI
THE RESIDENCES

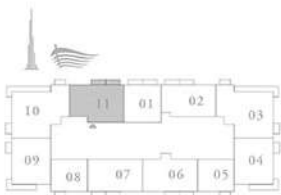
TOWER 1

2 BEDROOM TYPE G1


UNIT 11 | LEVEL 45-64

SUITE AREA	1186.94 SQ.FT.	110.27 SQ.M.
BALCONY AREA	88.37 SQ.FT.	8.21 SQ.M.
TOTAL AREA	1275.31 SQ.FT.	118.48 SQ.M.

KEY PLAN LEVEL
45-64



KEY SECTION



ST REGIS
DOWNTOWN DUBAI
THE RESIDENCES


TOWER 1

2 BEDROOM TYPE G1

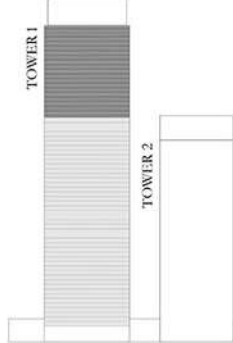
UNIT 11 | LEVEL 45-64

SUITE AREA	1186.94 SQ.FT.	110.27 SQ.M.
BALCONY AREA	88.37 SQ.FT.	8.21 SQ.M.
TOTAL AREA	1275.31 SQ.FT.	118.48 SQ.M.

KEY PLAN LEVEL
45-64



KEY SECTION



ST REGIS
DOWNTOWN DUBAI
THE RESIDENCES

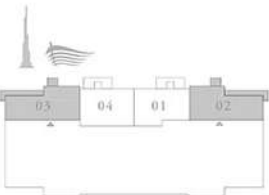
TOWER 1

2 BEDROOM TYPE H

UNITS 02 & 03 | LEVEL 21

SUITE AREA	1340.75 TO 1340.86 SQ.FT.	124.56 TO 124.57 SQ.M.
BALCONY AREA	211.73 SQ.FT.	19.67 SQ.M.
TOTAL AREA	1552.48 TO 1552.59 SQ.FT.	144.23 TO 144.24 SQ.M.

KEY PLAN LEVEL
21



KEY SECTION

