

*Marina* VIEWS  
RASHID YACHTS & MARINA



FLOOR PLANS  
TOWER 3

EMAAR




# Marina VIEWS

RASHID YACHTS & MARINA



TOWER 3  
19 FLOORS  
B + G + P + 19



Disclaimer : All dimensions are in imperial and metric, and measured from finish to finish excluding construction tolerances. 2. All materials, dimensions, and drawings are approximate only. 3. Information is subject to change without notice, at developer's absolute discretion. 4. Actual area may vary from the stated area. 5. Drawings not to scale. 6. All images used are for illustrative purposes only and do not represent the actual size, features, specifications, fittings, and furnishings. 7. The developer reserves the right to make revisions / alterations, at it's absolute discretion, without any liability whatsoever.

EMAAR



TOWER 3

1 BEDROOM TYPE A

PODIUM

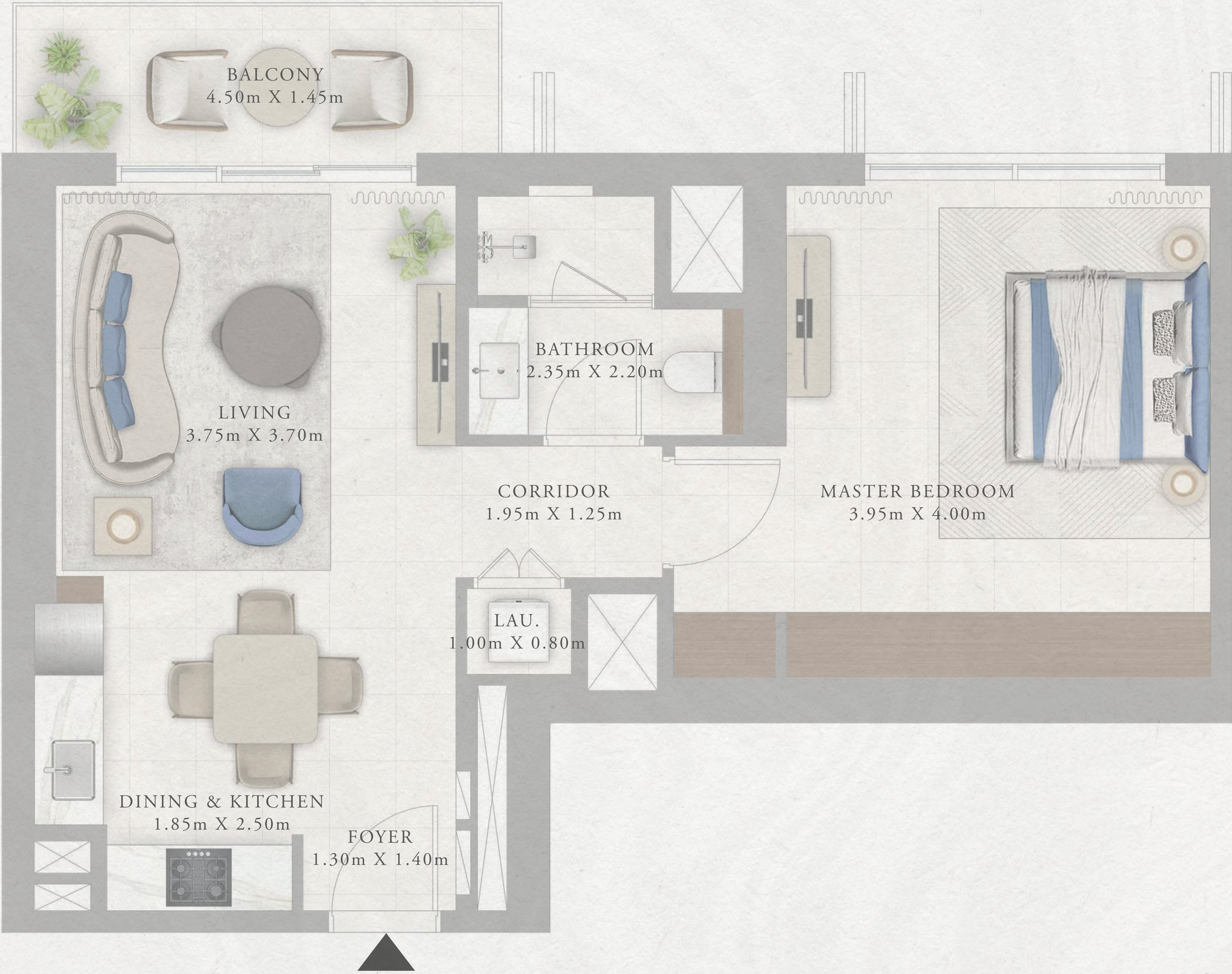
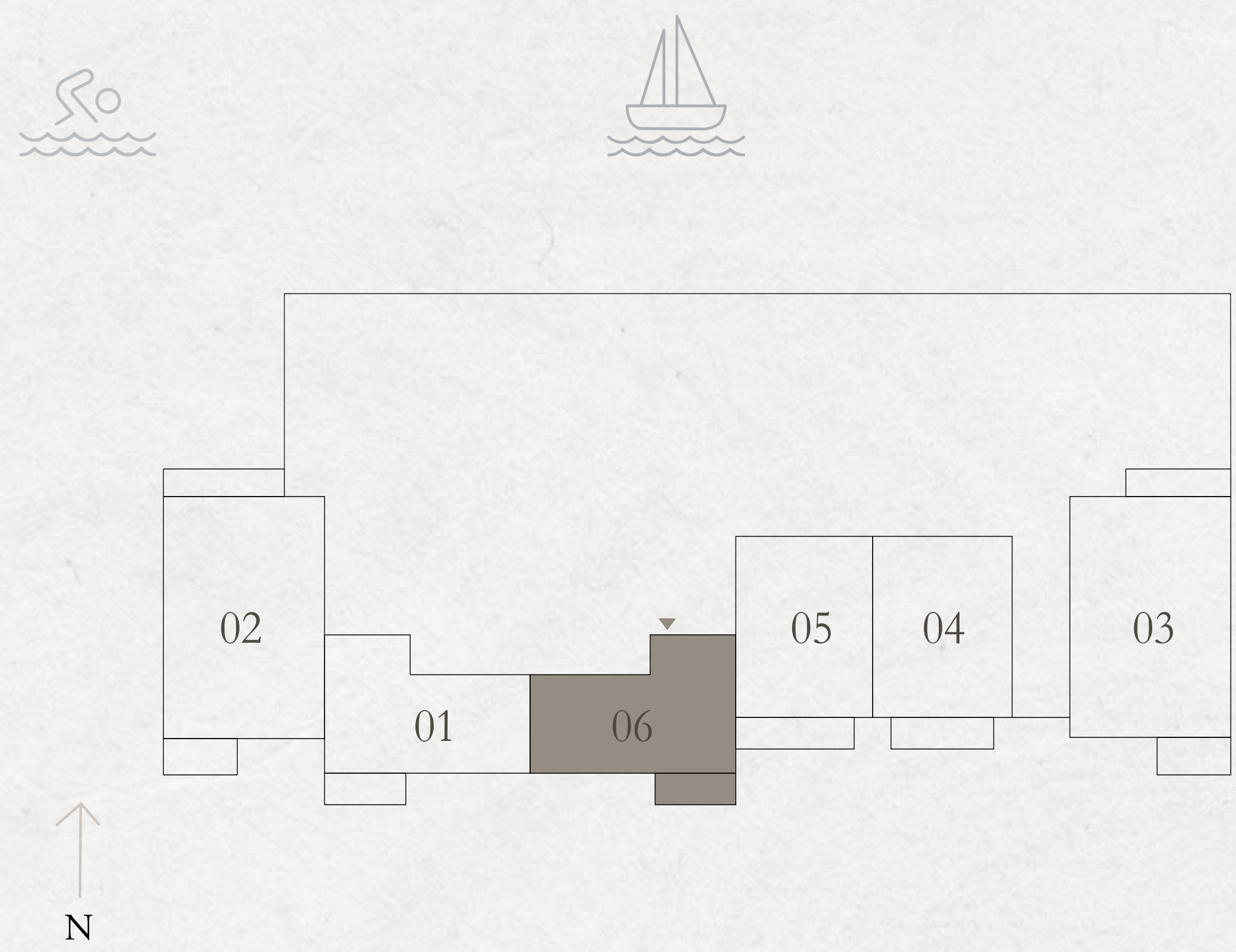
UNIT 06

SUITE AREA	666.93 SQ.FT.	61.96 SQ.M.
BALCONY AREA	75.35 SQ.FT.	7.00 SQ.M.
TOTAL AREA	742.28 SQ.FT.	68.96 SQ.M.

KEY PLAN

PODIUM

KEY SECTION



Disclaimer : All dimensions are in imperial and metric, and measured from finish to finish excluding construction tolerances. 2. All materials, dimensions, and drawings are approximate only. 3. Information is subject to change without notice, at developer's absolute discretion. 4. Actual area may vary from the stated area. 5. Drawings not to scale. 6. All images used are for illustrative purposes only and do not represent the actual size, features, specifications, fittings, and furnishings. 7. The developer reserves the right to make revisions / alterations, at it's absolute discretion, without any liability whatsoever.



TOWER 3

1 BEDROOM TYPE A

LEVEL 01

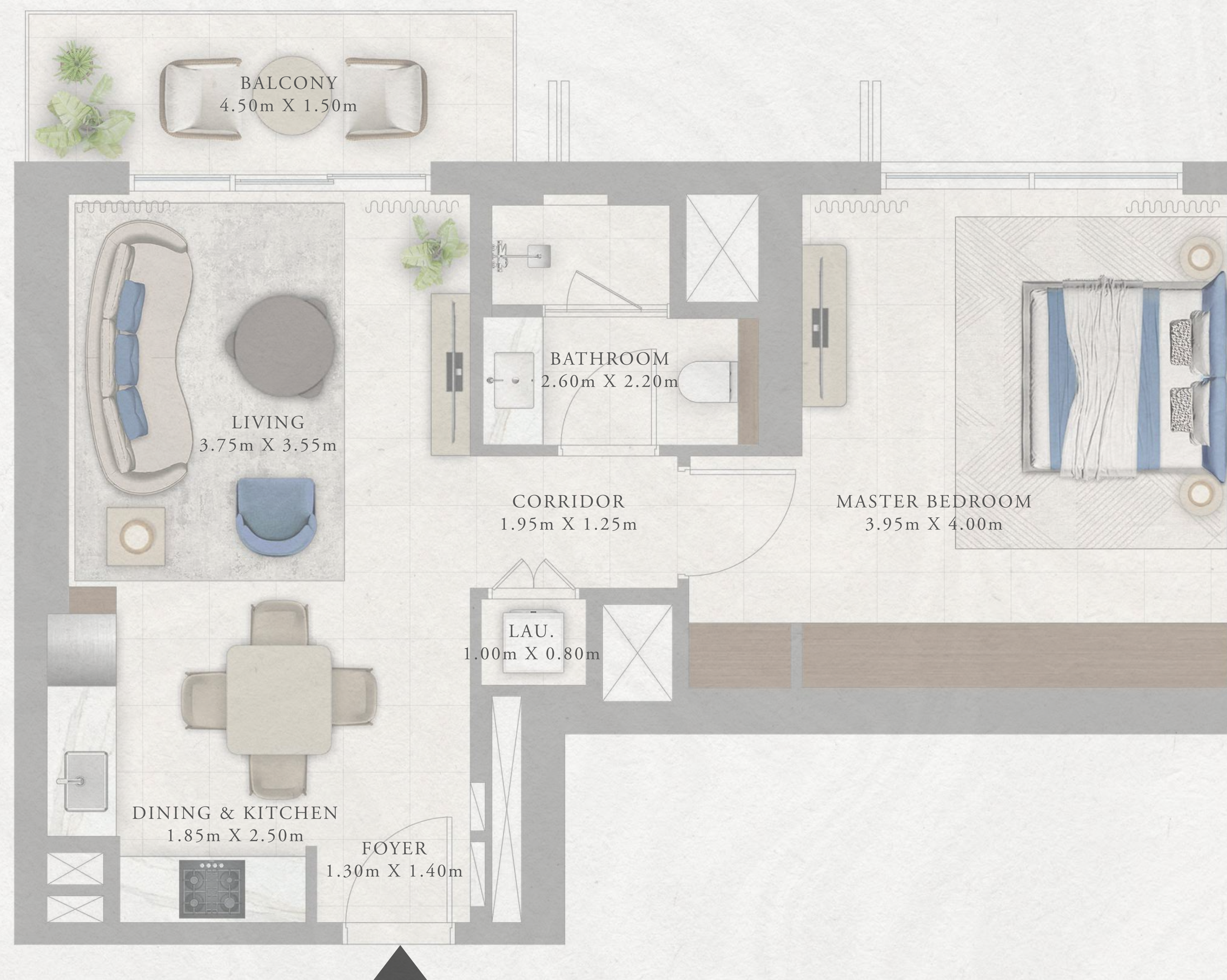
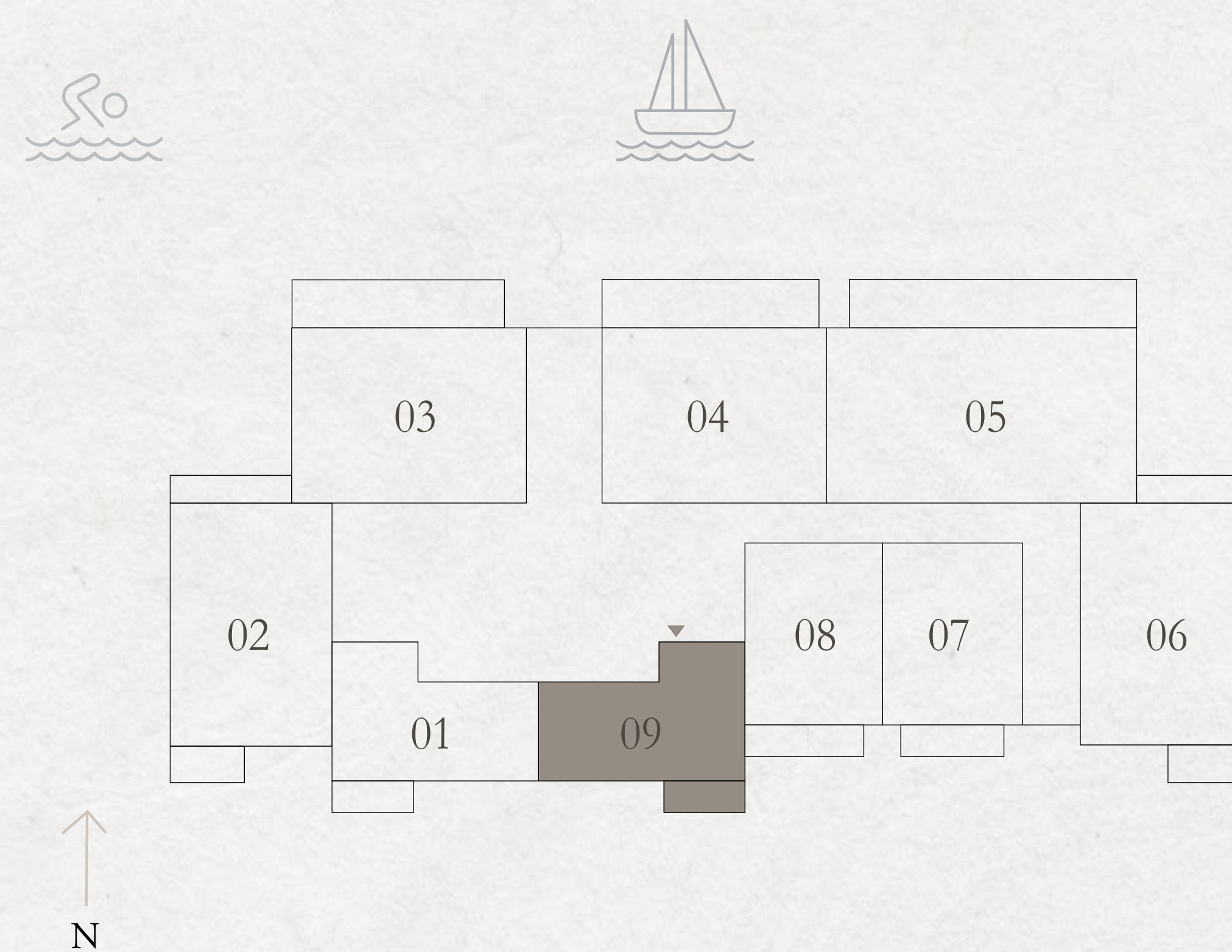
UNIT 09

SUITE AREA	666.39 SQ.FT.	61.91 SQ.M.
BALCONY AREA	76.85 SQ.FT.	7.14 SQ.M.
TOTAL AREA	743.24 SQ.FT.	69.05 SQ.M.

KEY PLAN

LEVEL 01

KEY SECTION





TOWER 3

1 BEDROOM TYPE A

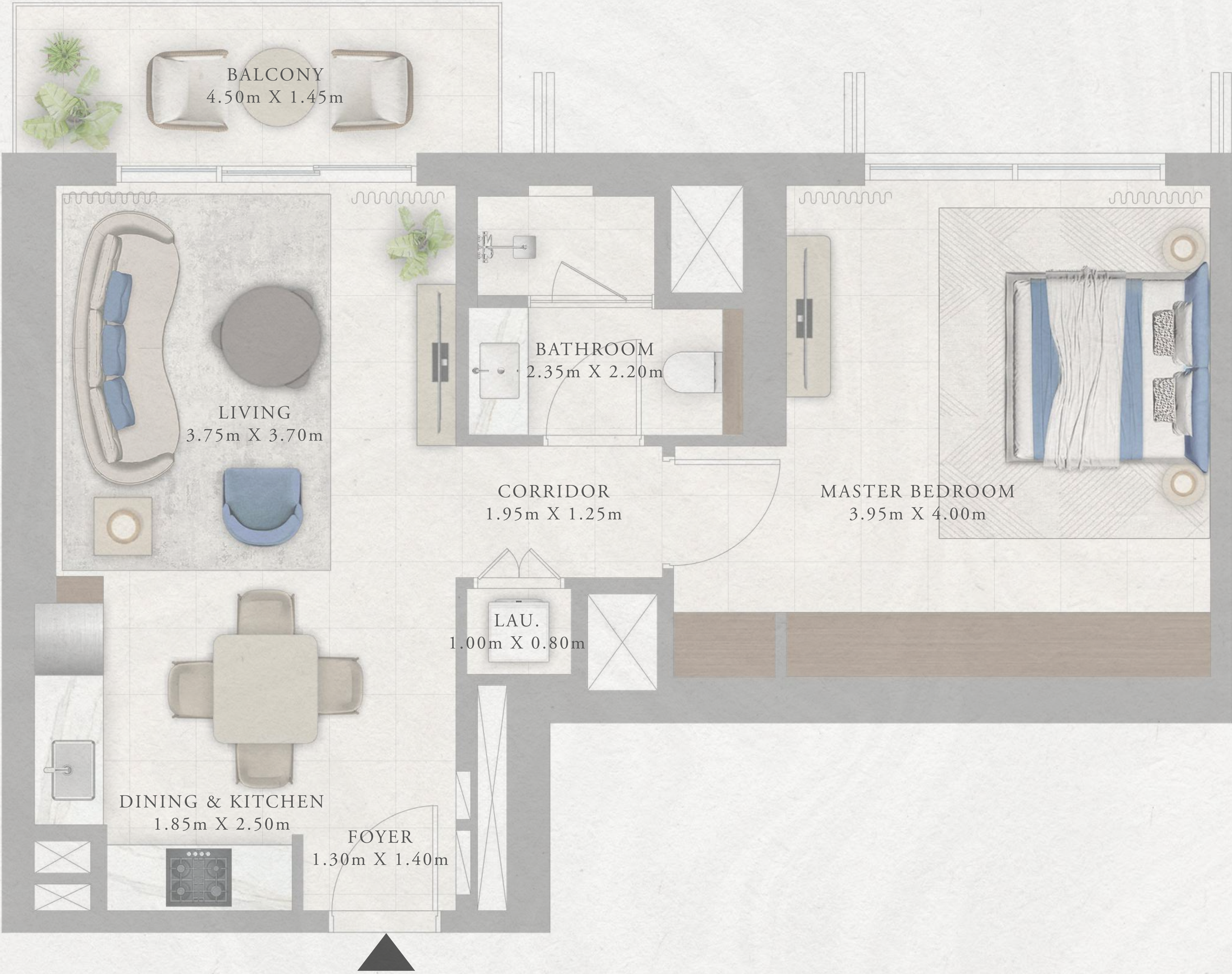
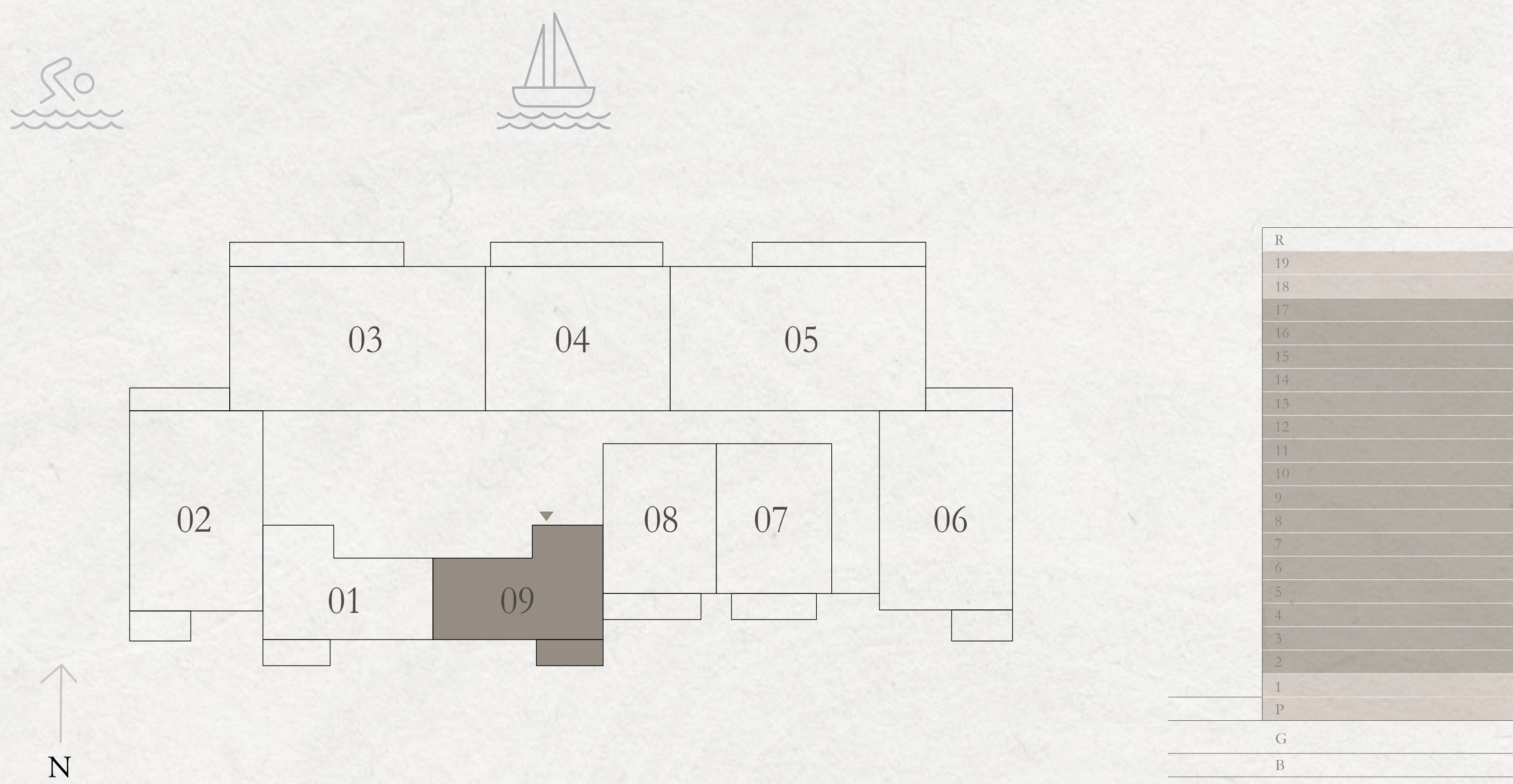
LEVELS 02-09		UNIT 09
SUITE AREA	667.04 SQ.FT.	61.97 SQ.M.
BALCONY AREA	75.35 SQ.FT.	7.00 SQ.M.
TOTAL AREA	742.39 SQ.FT.	68.97 SQ.M.

LEVELS 10-17		UNIT 09
SUITE AREA	674.36 SQ.FT.	62.65 SQ.M.
BALCONY AREA	75.67 SQ.FT.	7.03 SQ.M.
TOTAL AREA	750.03 SQ.FT.	69.68 SQ.M.

KEY PLAN

LEVELS 02-09 & 10-17

KEY SECTION



Disclaimer : All dimensions are in imperial and metric, and measured from finish to finish excluding construction tolerances. 2. All materials, dimensions, and drawings are approximate only. 3. Information is subject to change without notice, at developer's absolute discretion. 4. Actual area may vary from the stated area. 5. Drawings not to scale. 6. All images used are for illustrative purposes only and do not represent the actual size, features, specifications, fittings, and furnishings. 7. The developer reserves the right to make revisions / alterations, at it's absolute discretion, without any liability whatsoever.



TOWER 3

1 BEDROOM TYPE A

LEVELS 18 & 19

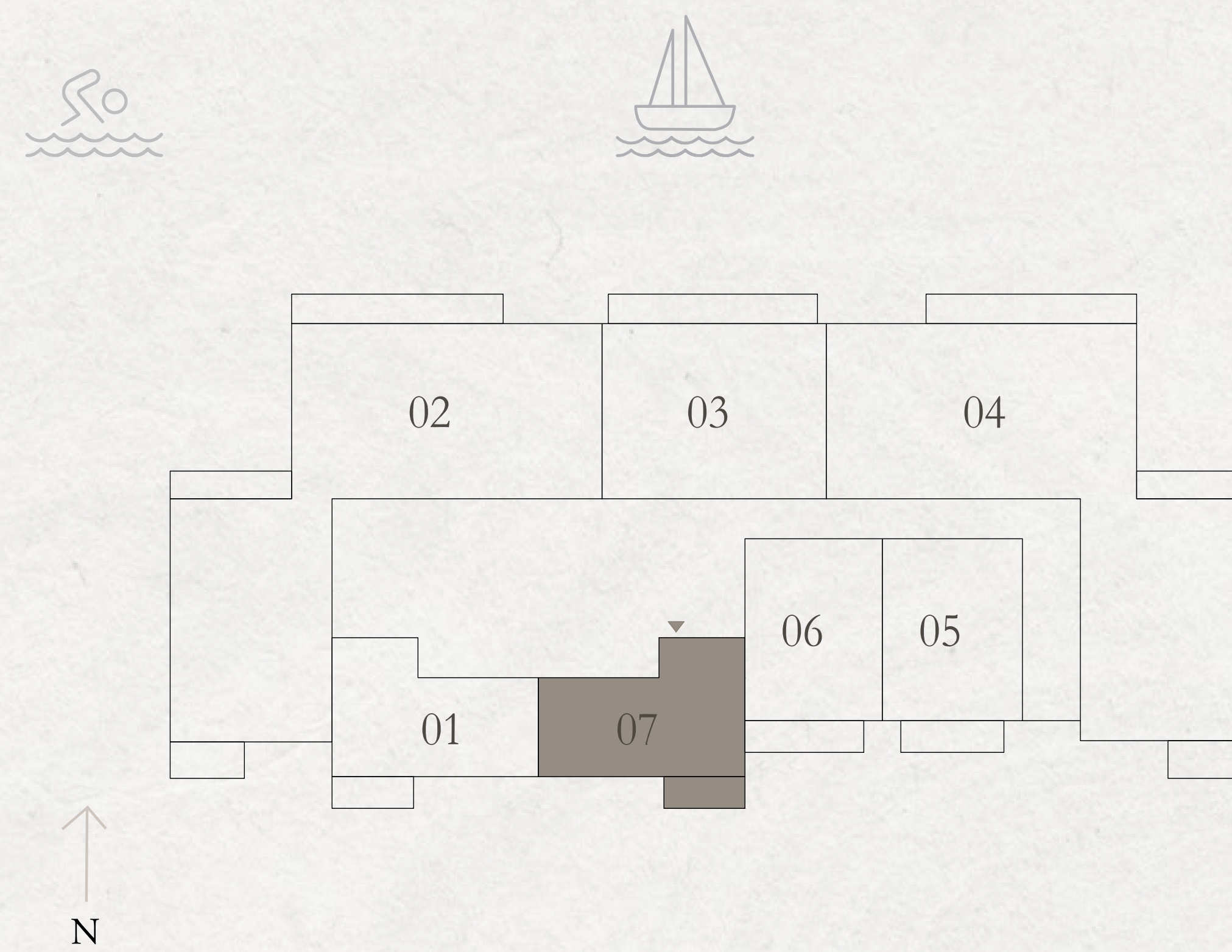
UNIT 07

SUITE AREA	673.71 SQ.FT.	62.59 SQ.M.
BALCONY AREA	75.13 SQ.FT.	6.98 SQ.M.
TOTAL AREA	748.84 SQ.FT.	69.57 SQ.M.

KEY PLAN

LEVELS 18 & 19

KEY SECTION





TOWER 3

1 BEDROOM TYPE A-M

PODIUM



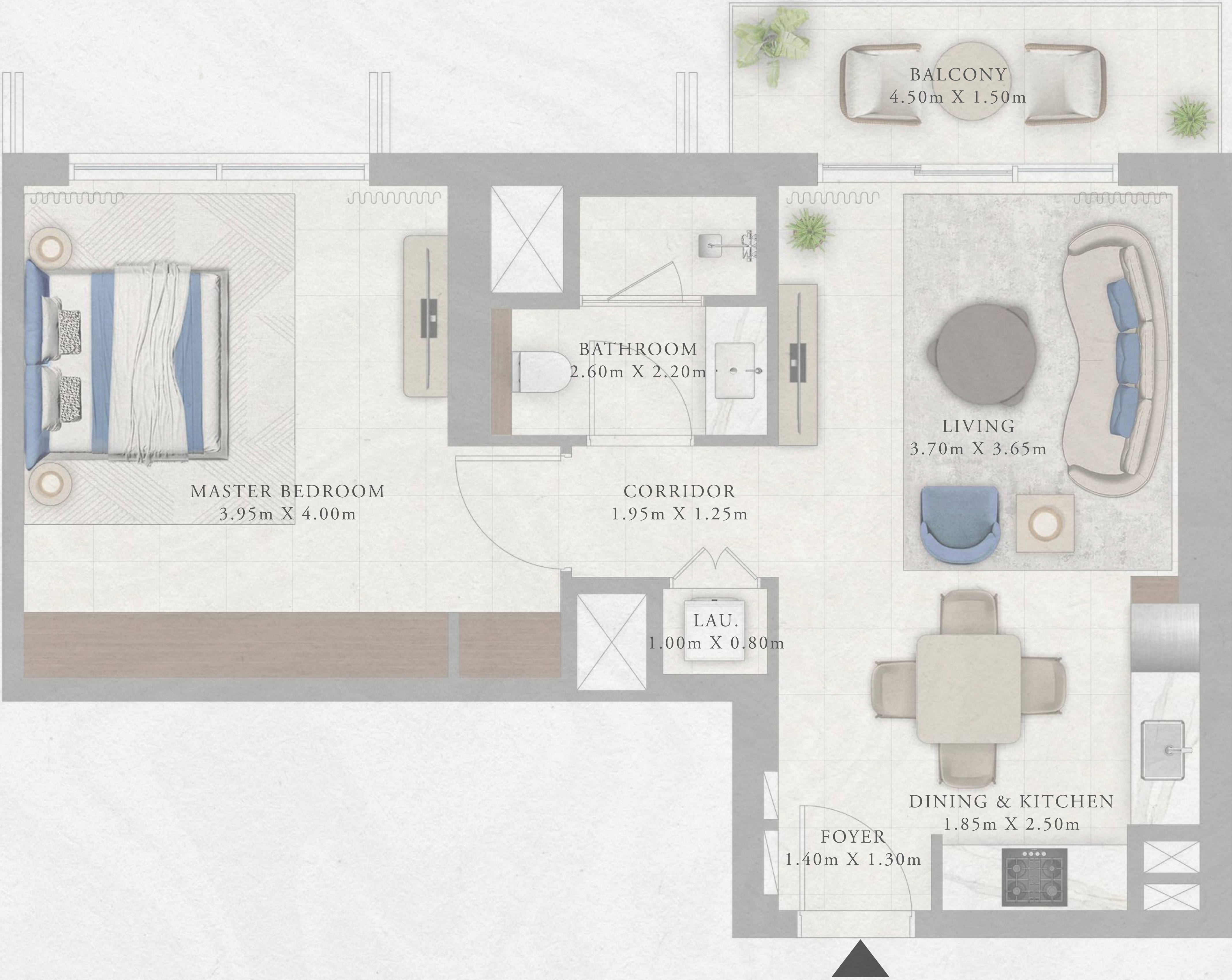
UNIT 01

SUITE AREA	665.96 SQ.FT.	61.87 SQ.M.
BALCONY AREA	76.32 SQ.FT.	7.09 SQ.M.
TOTAL AREA	742.28 SQ.FT.	68.96 SQ.M.

KEY PLAN

PODIUM

KEY SECTION



N

Disclaimer : All dimensions are in imperial and metric, and measured from finish to finish excluding construction tolerances. 2. All materials, dimensions, and drawings are approximate only. 3. Information is subject to change without notice, at developer's absolute discretion. 4. Actual area may vary from the stated area. 5. Drawings not to scale. 6. All images used are for illustrative purposes only and do not represent the actual size, features, specifications, fittings, and furnishings. 7. The developer reserves the right to make revisions / alterations, at it's absolute discretion, without any liability whatsoever.



TOWER 3

1 BEDROOM TYPE A-M

LEVEL 01

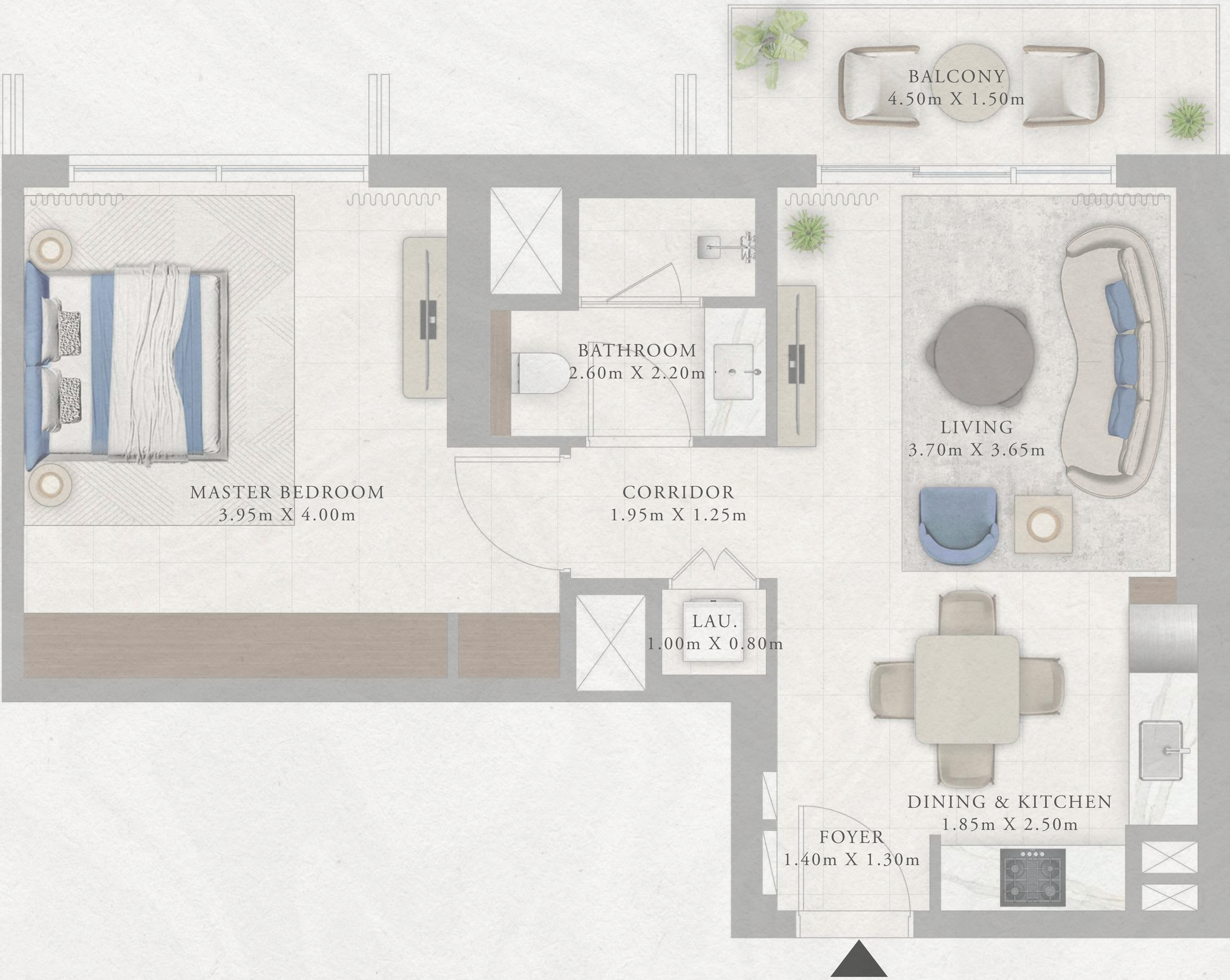
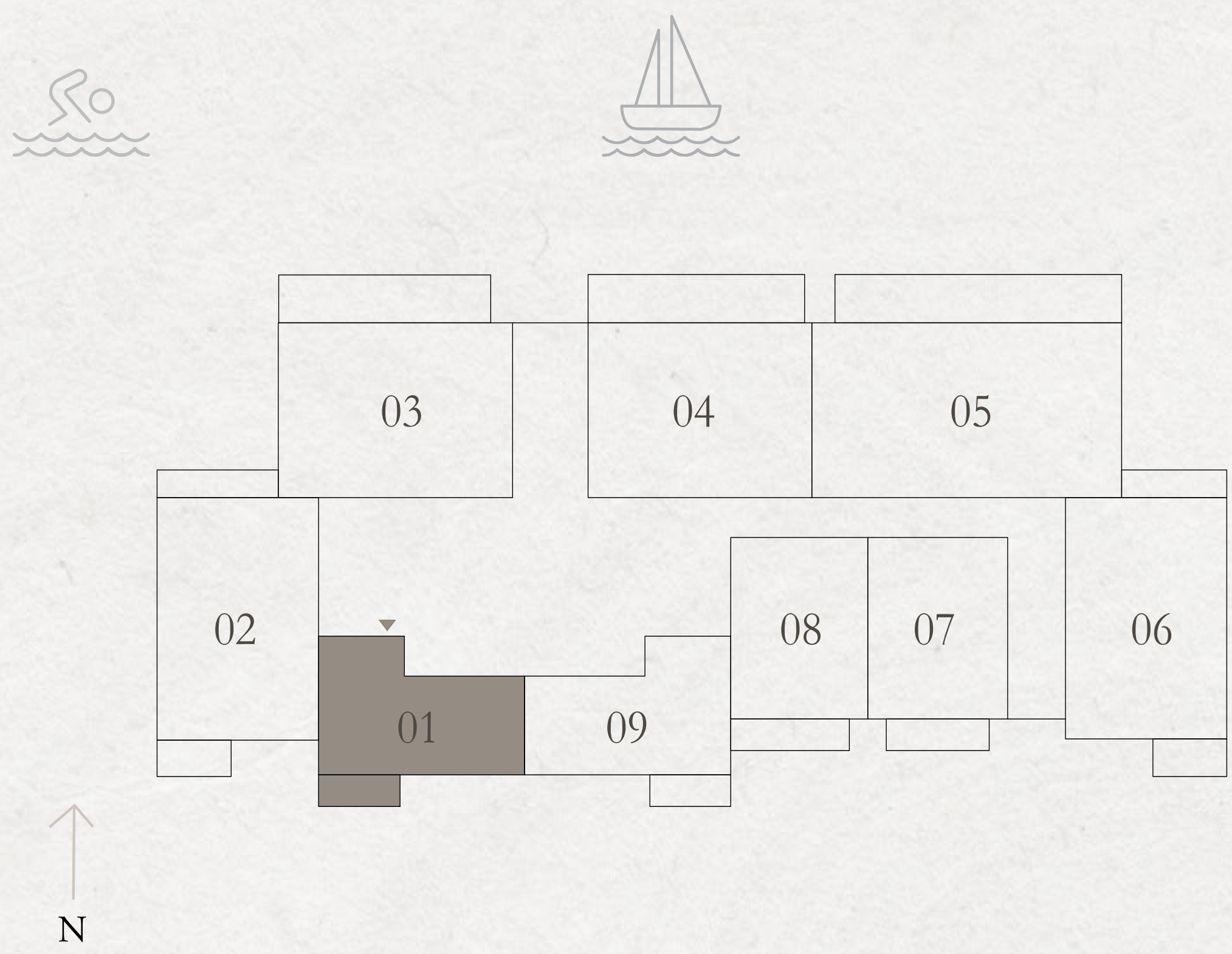
UNIT 01

SUITE AREA	665.96 SQ.FT.	61.87 SQ.M.
BALCONY AREA	76.75 SQ.FT.	7.13 SQ.M.
TOTAL AREA	742.71 SQ.FT.	69.00 SQ.M.

KEY PLAN

LEVEL 01

KEY SECTION



Disclaimer : All dimensions are in imperial and metric, and measured from finish to finish excluding construction tolerances. 2. All materials, dimensions, and drawings are approximate only. 3. Information is subject to change without notice, at developer's absolute discretion. 4. Actual area may vary from the stated area. 5. Drawings not to scale. 6. All images used are for illustrative purposes only and do not represent the actual size, features, specifications, fittings, and furnishings. 7. The developer reserves the right to make revisions / alterations, at it's absolute discretion, without any liability whatsoever.



TOWER 3

1 BEDROOM TYPE A-M

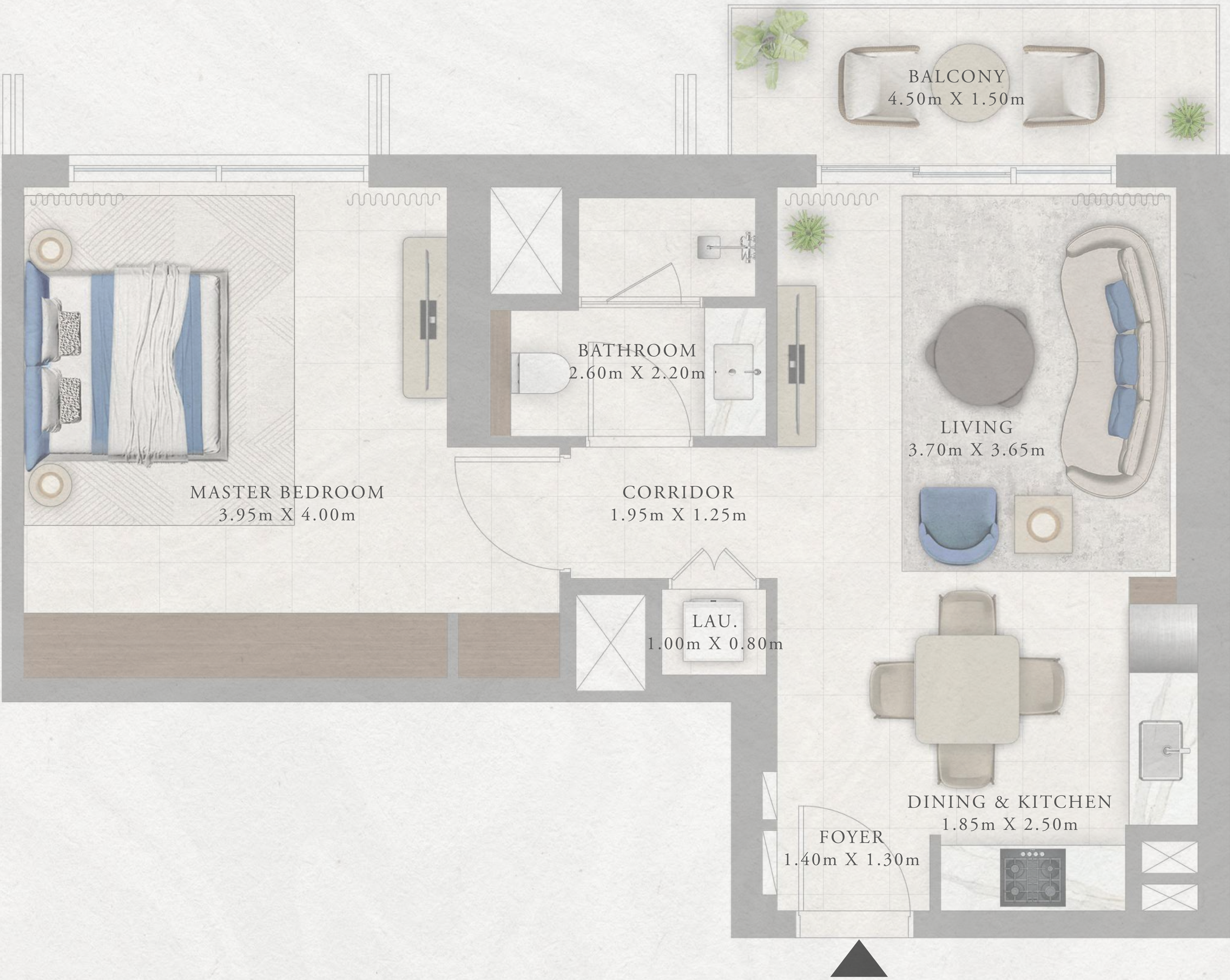
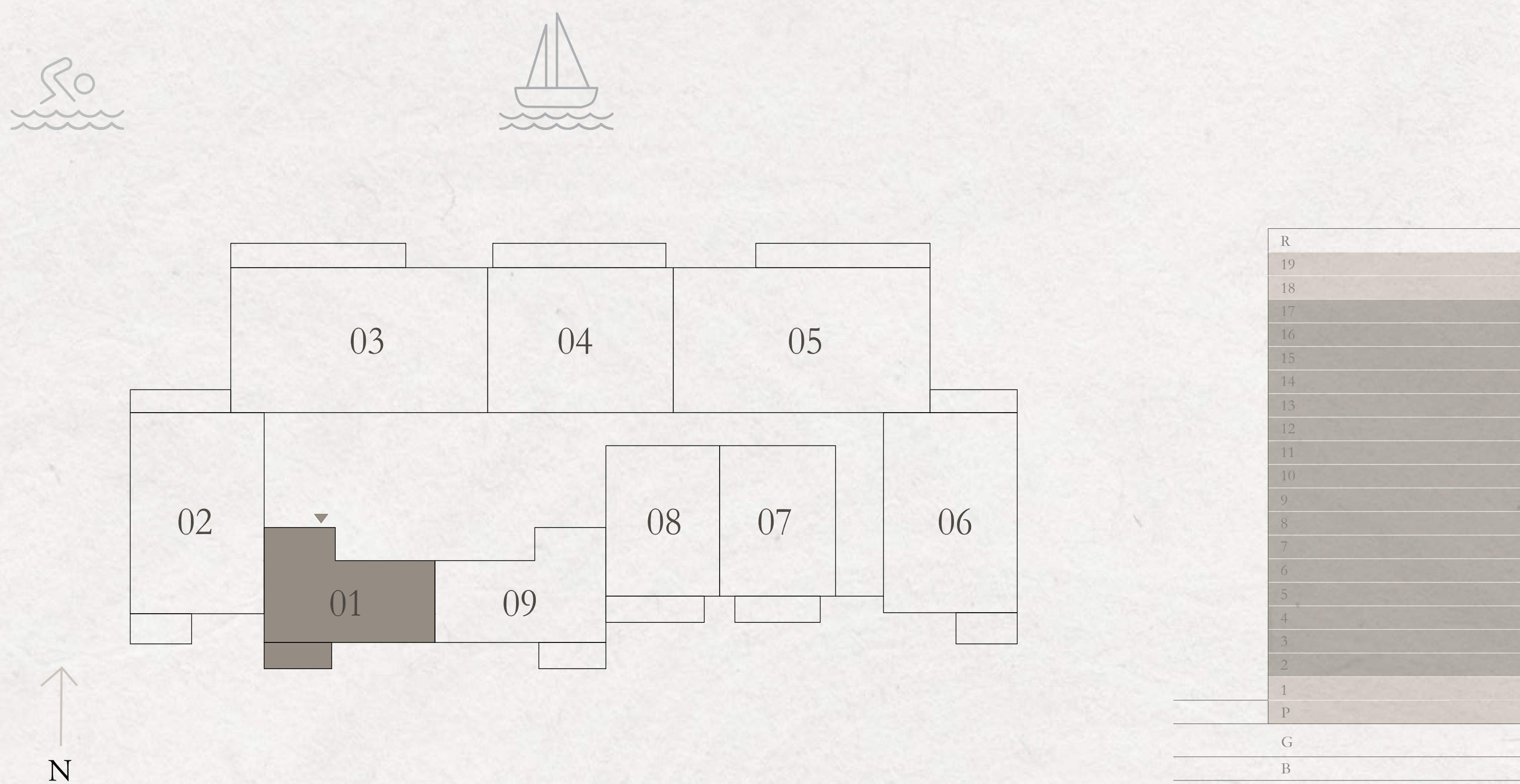
LEVELS 02-09		UNIT 01
SUITE AREA	666.18 SQ.FT.	61.89 SQ.M.
BALCONY AREA	75.78 SQ.FT.	7.04 SQ.M.
TOTAL AREA	741.96 SQ.FT.	68.93 SQ.M.

LEVELS 10-17		UNIT 01
SUITE AREA	672.42 SQ.FT.	62.47 SQ.M.
BALCONY AREA	76.21 SQ.FT.	7.08 SQ.M.
TOTAL AREA	748.63 SQ.FT.	69.55 SQ.M.

KEY PLAN

LEVELS 02-09 & 10-17

KEY SECTION



Disclaimer : All dimensions are in imperial and metric, and measured from finish to finish excluding construction tolerances. 2. All materials, dimensions, and drawings are approximate only. 3. Information is subject to change without notice, at developer's absolute discretion. 4. Actual area may vary from the stated area. 5. Drawings not to scale. 6. All images used are for illustrative purposes only and do not represent the actual size, features, specifications, fittings, and furnishings. 7. The developer reserves the right to make revisions / alterations, at it's absolute discretion, without any liability whatsoever.



TOWER 3

1 BEDROOM TYPE A-M

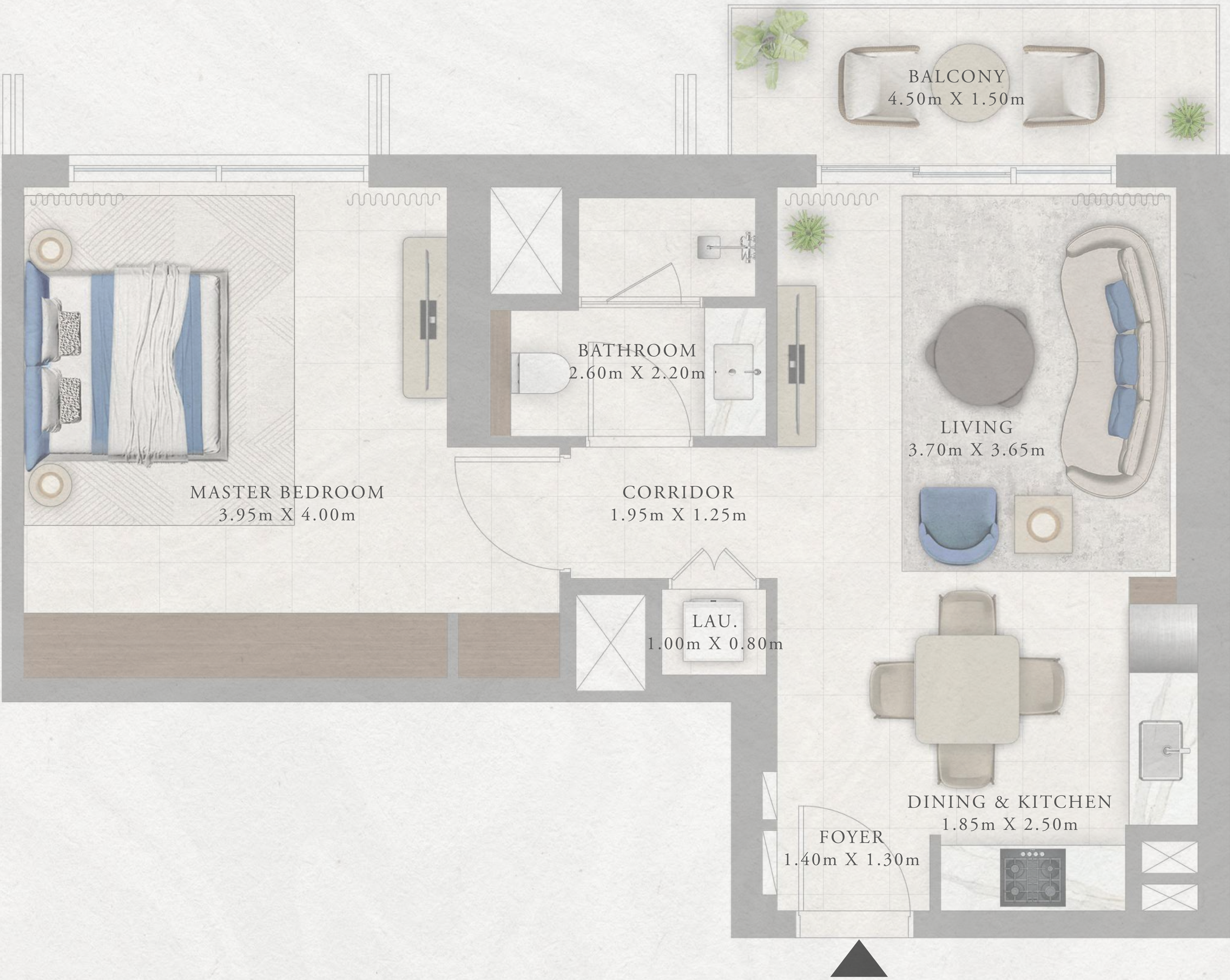
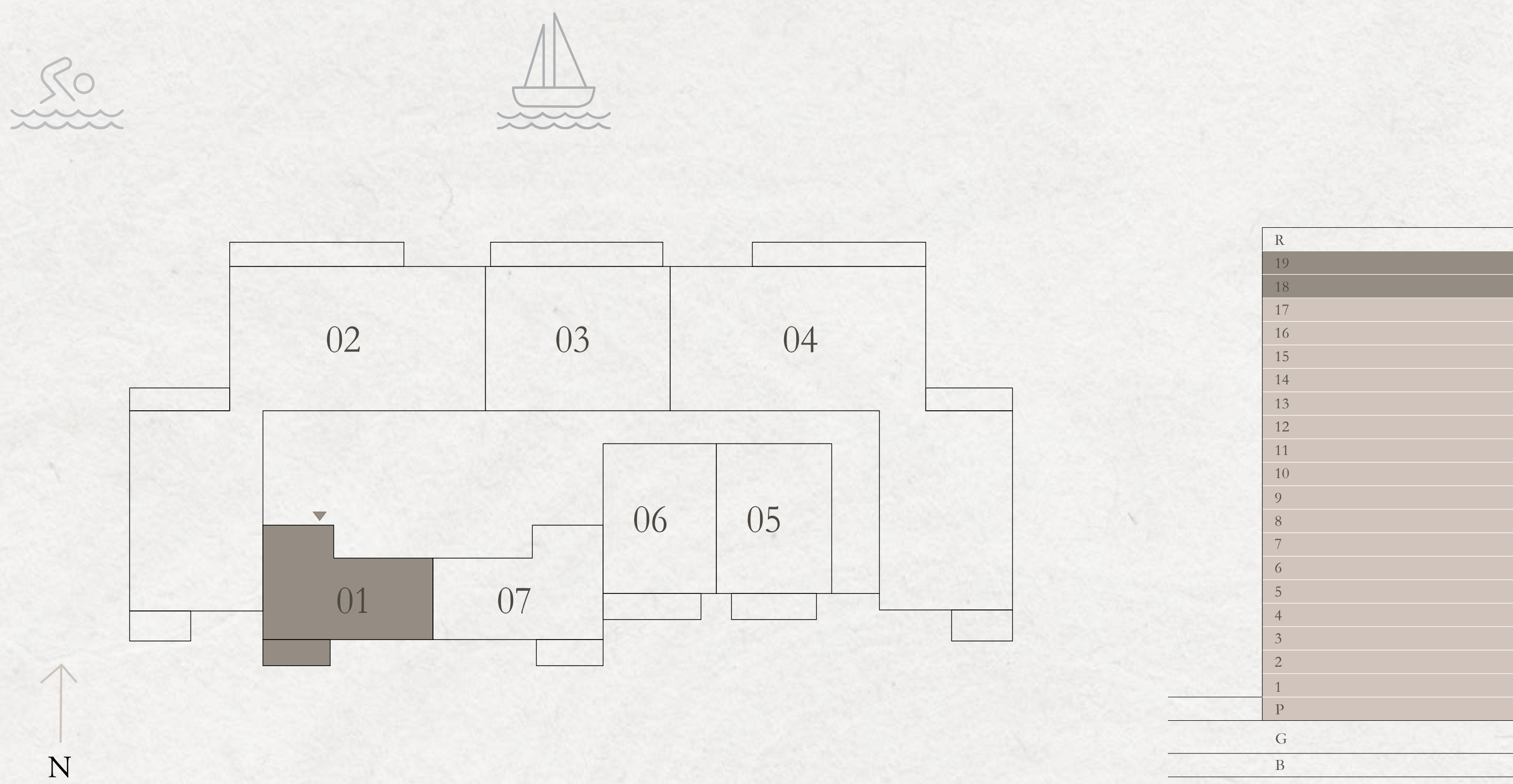
LEVELS 18 & 19      UNIT 01

SUITE AREA	671.78 SQ.FT.	62.41 SQ.M.
BALCONY AREA	75.56 SQ.FT.	7.02 SQ.M.
TOTAL AREA	747.34 SQ.FT.	69.43 SQ.M.

KEY PLAN

LEVELS 18 & 19

KEY SECTION



Disclaimer : All dimensions are in imperial and metric, and measured from finish to finish excluding construction tolerances. 2. All materials, dimensions, and drawings are approximate only. 3. Information is subject to change without notice, at developer’s absolute discretion. 4. Actual area may vary from the stated area. 5. Drawings not to scale. 6. All images used are for illustrative purposes only and do not represent the actual size, features, specifications, fittings, and furnishings. 7. The developer reserves the right to make revisions / alterations, at it’s absolute discretion, without any liability whatsoever.



TOWER 3

1 BEDROOM TYPE B

PODIUM

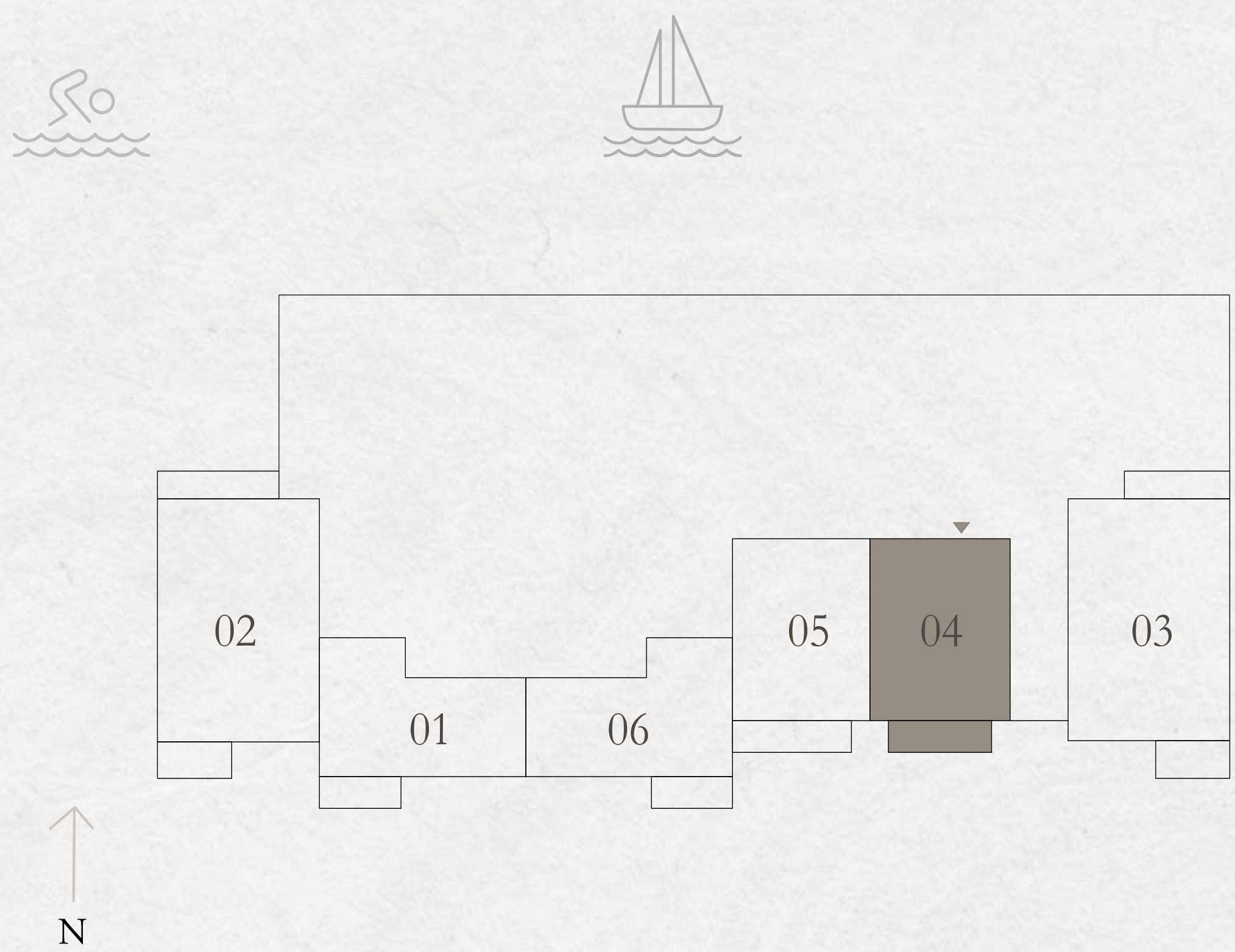
UNIT 04

SUITE AREA	703.85 SQ.FT.	65.39 SQ.M.
BALCONY AREA	96.55 SQ.FT.	8.97 SQ.M.
TOTAL AREA	800.40 SQ.FT.	74.36 SQ.M.

KEY PLAN

PODIUM

KEY SECTION



Disclaimer : All dimensions are in imperial and metric, and measured from finish to finish excluding construction tolerances. 2. All materials, dimensions, and drawings are approximate only. 3. Information is subject to change without notice, at developer's absolute discretion. 4. Actual area may vary from the stated area. 5. Drawings not to scale. 6. All images used are for illustrative purposes only and do not represent the actual size, features, specifications, fittings, and furnishings. 7. The developer reserves the right to make revisions / alterations, at it's absolute discretion, without any liability whatsoever.



TOWER 3

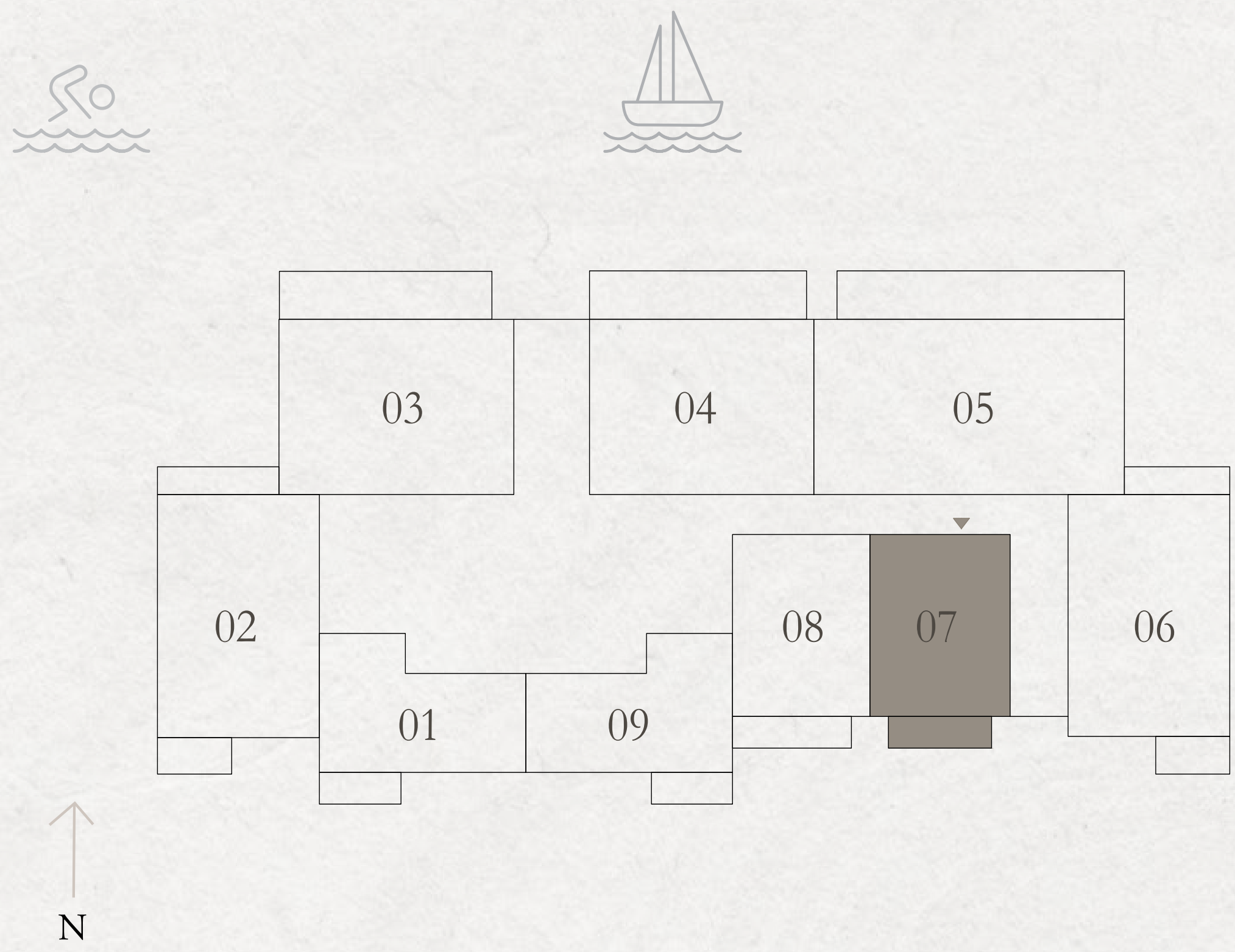
1 BEDROOM TYPE B

LEVEL 01      UNIT 07


SUITE AREA	701.59 SQ.FT.	65.18 SQ.M.
BALCONY AREA	97.63 SQ.FT.	9.07 SQ.M.
TOTAL AREA	799.22 SQ.FT.	74.25 SQ.M.

KEY PLAN

LEVEL 01



KEY SECTION





TOWER 3

1 BEDROOM TYPE B

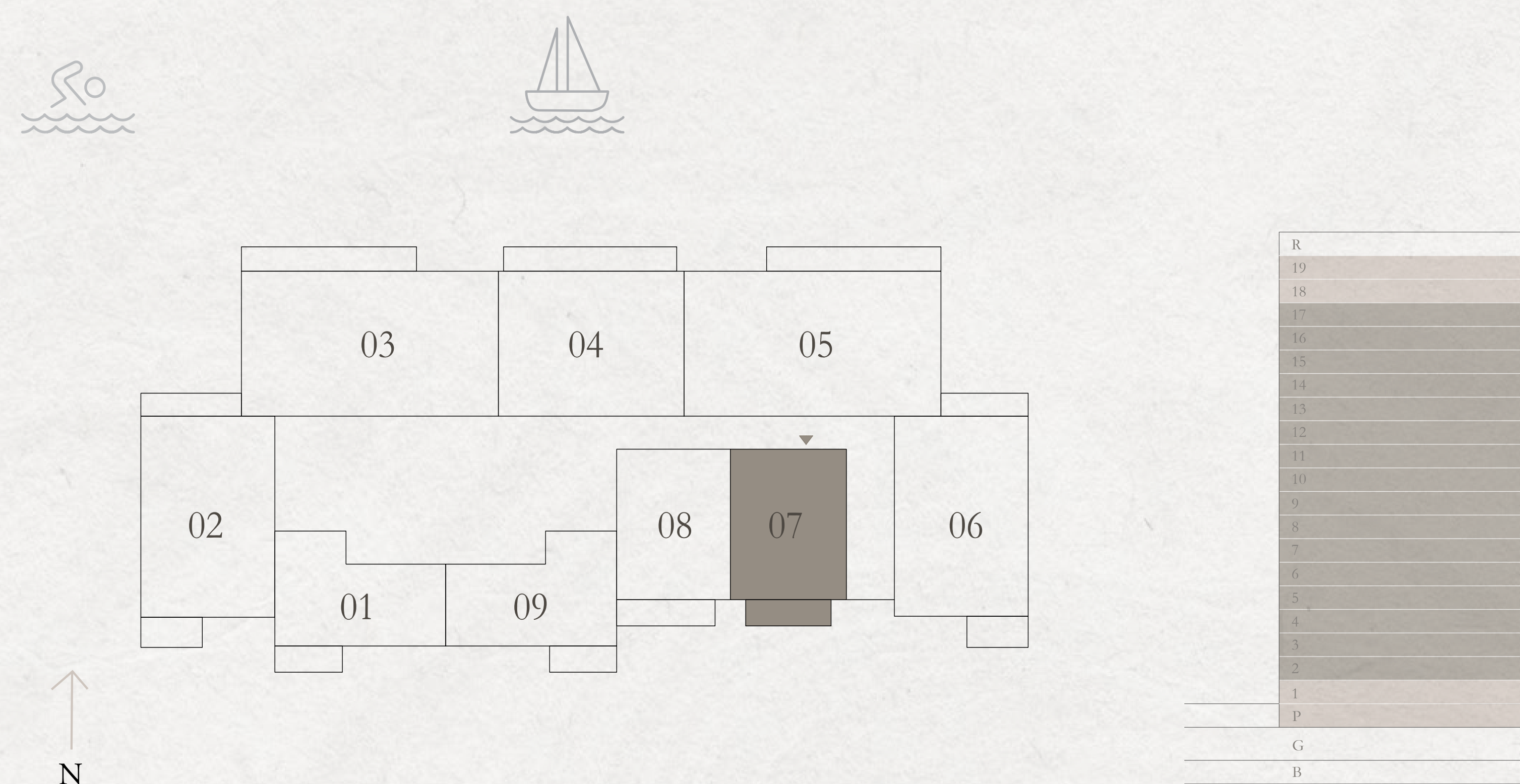
LEVELS 02-09		UNIT 07
SUITE AREA	703.74 SQ.FT.	65.38 SQ.M.
BALCONY AREA	96.98 SQ.FT.	9.01 SQ.M.
TOTAL AREA	800.72 SQ.FT.	74.39 SQ.M.

LEVELS 10-17		UNIT 07
SUITE AREA	710.63 SQ.FT.	66.02 SQ.M.
BALCONY AREA	96.23 SQ.FT.	8.94 SQ.M.
TOTAL AREA	806.86 SQ.FT.	74.96 SQ.M.

KEY PLAN

KEY SECTION

LEVELS 02-09 & 10-17





TOWER 3

1 BEDROOM TYPE B

LEVELS 18 & 19

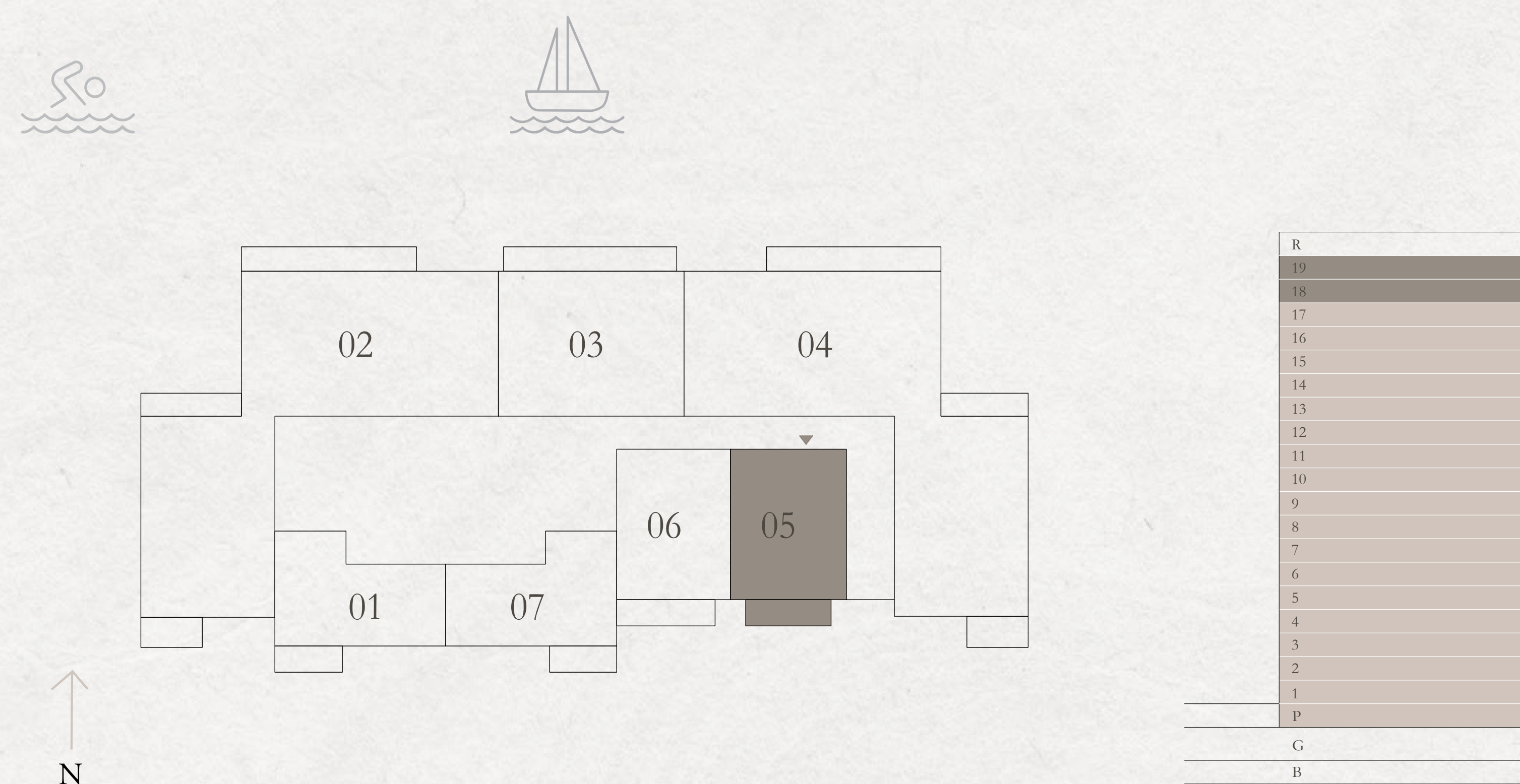
UNIT 05

SUITE AREA	710.20 SQ.FT.	65.98 SQ.M.
BALCONY AREA	97.20 SQ.FT.	9.03 SQ.M.
TOTAL AREA	807.40 SQ.FT.	75.01 SQ.M.

KEY PLAN

LEVELS 18 & 19

KEY SECTION





TOWER 3

1 BEDROOM TYPE C

PODIUM

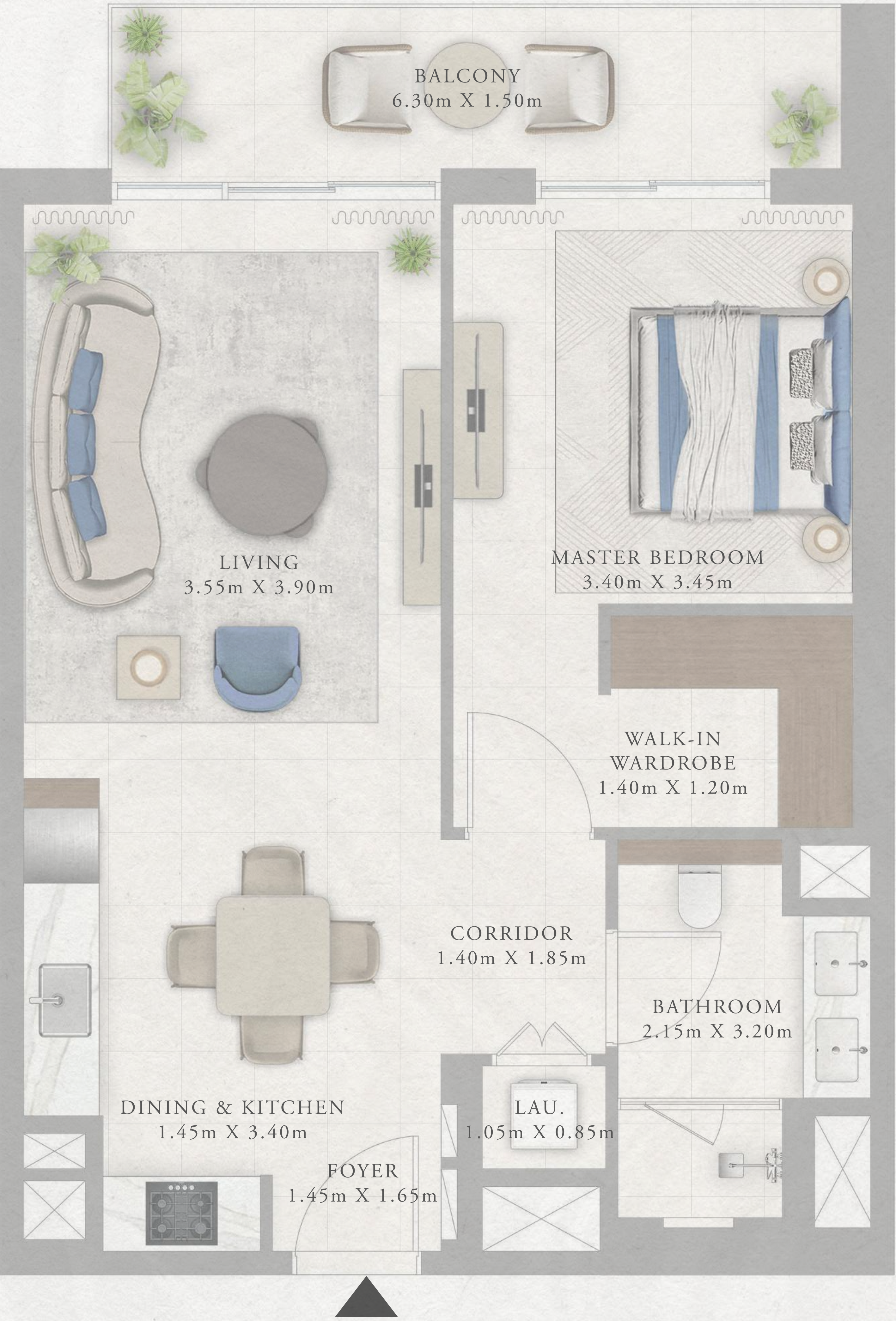
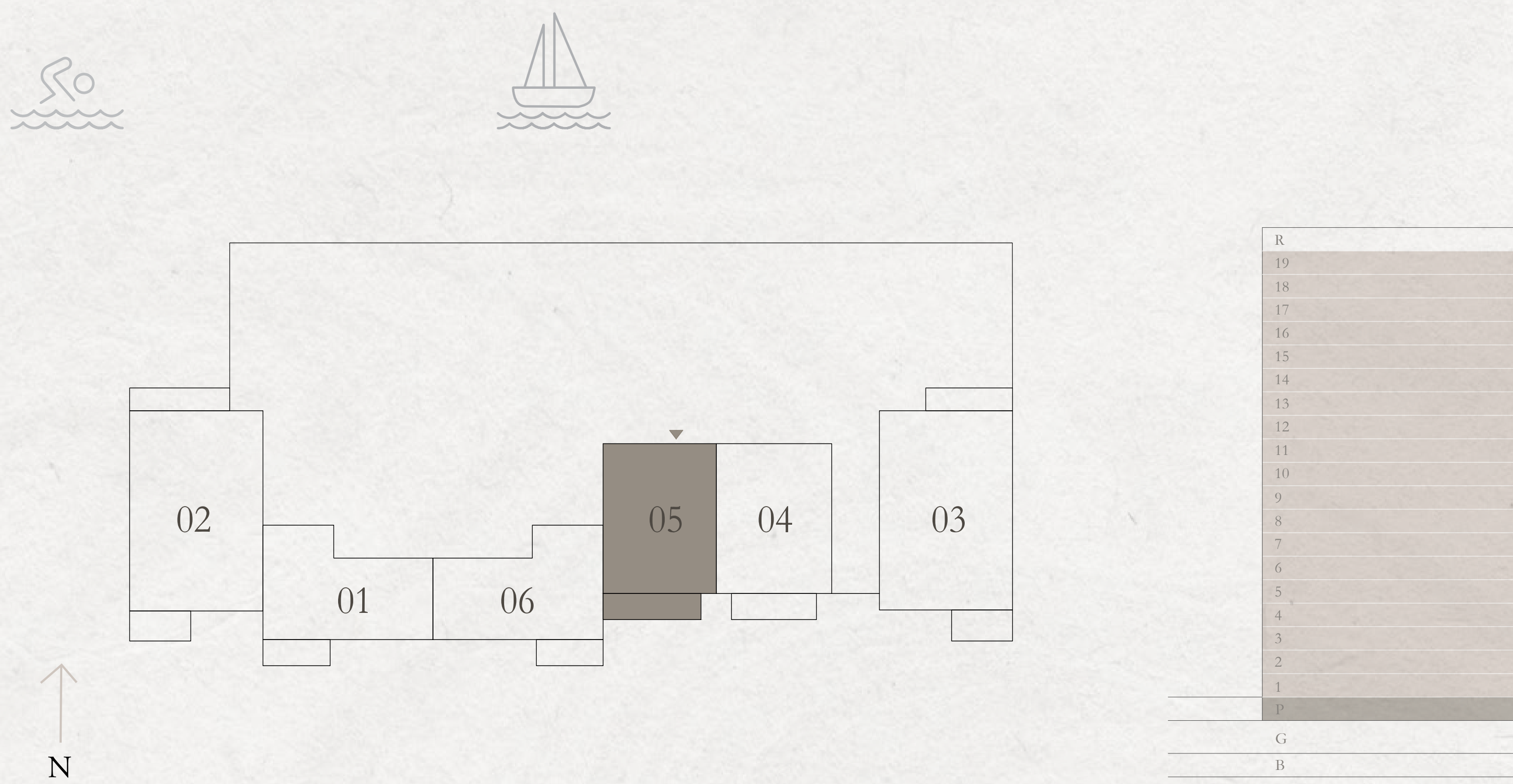
UNIT 05

SUITE AREA	688.24 SQ.FT.	63.94 SQ.M.
BALCONY AREA	108.07 SQ.FT.	10.04 SQ.M.
TOTAL AREA	796.31 SQ.FT.	73.98 SQ.M.

KEY PLAN

PODIUM

KEY SECTION





TOWER 3

1 BEDROOM TYPE C

LEVEL 01

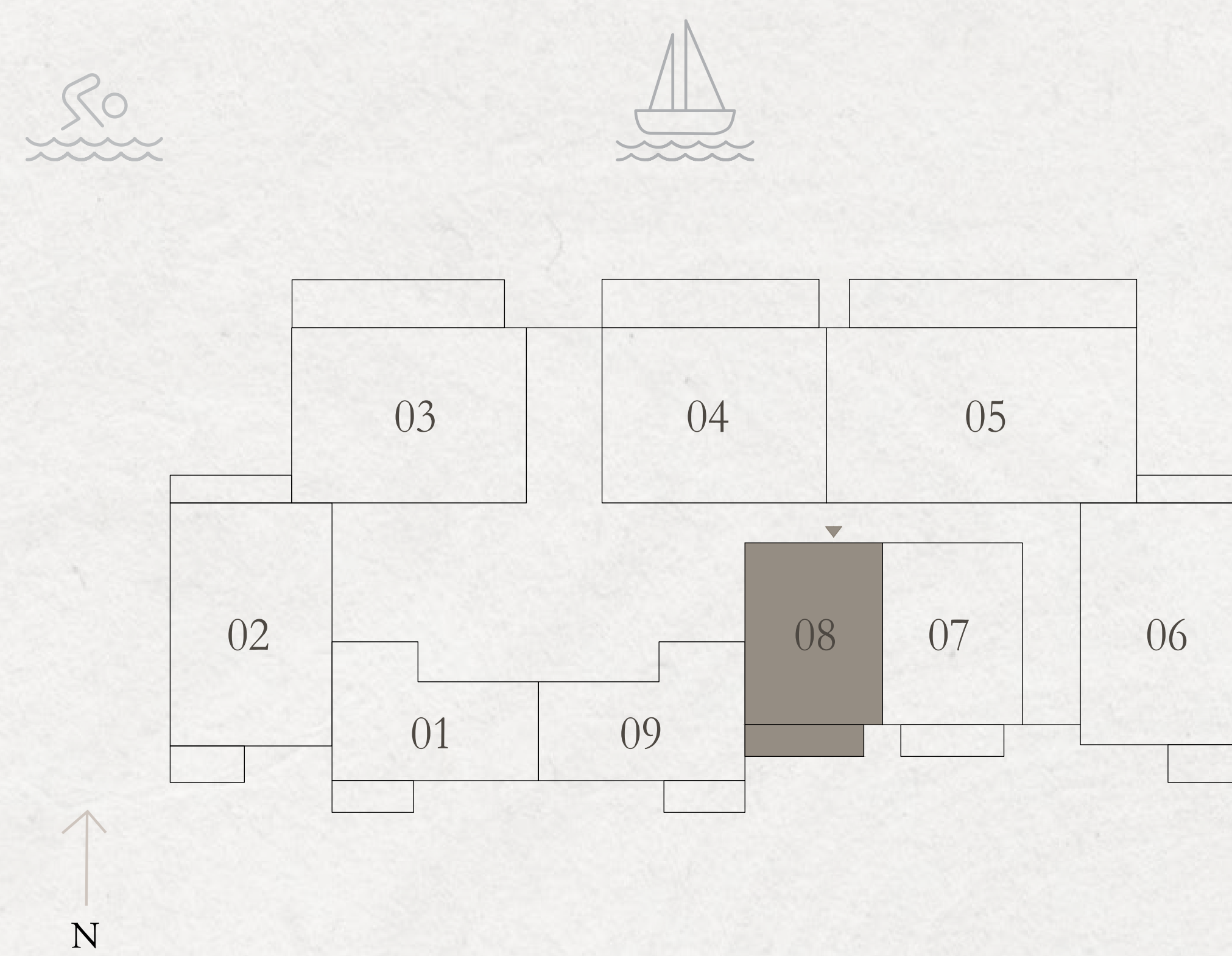
UNIT 08

SUITE AREA	688.46 SQ.FT.	63.96 SQ.M.
BALCONY AREA	109.04 SQ.FT.	10.13 SQ.M.
TOTAL AREA	797.50 SQ.FT.	74.09 SQ.M.

KEY PLAN

LEVEL 01

KEY SECTION





TOWER 3

1 BEDROOM TYPE C

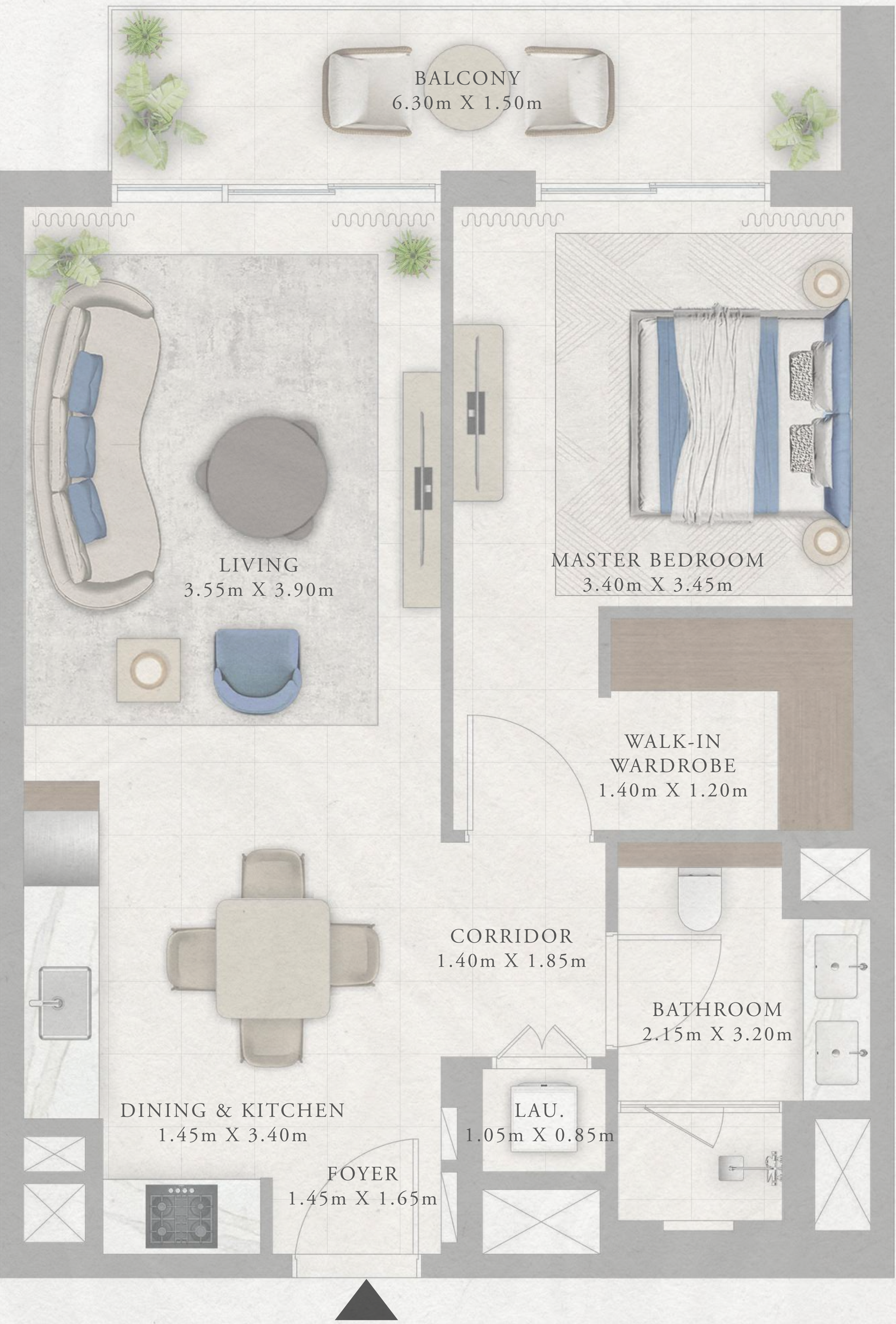
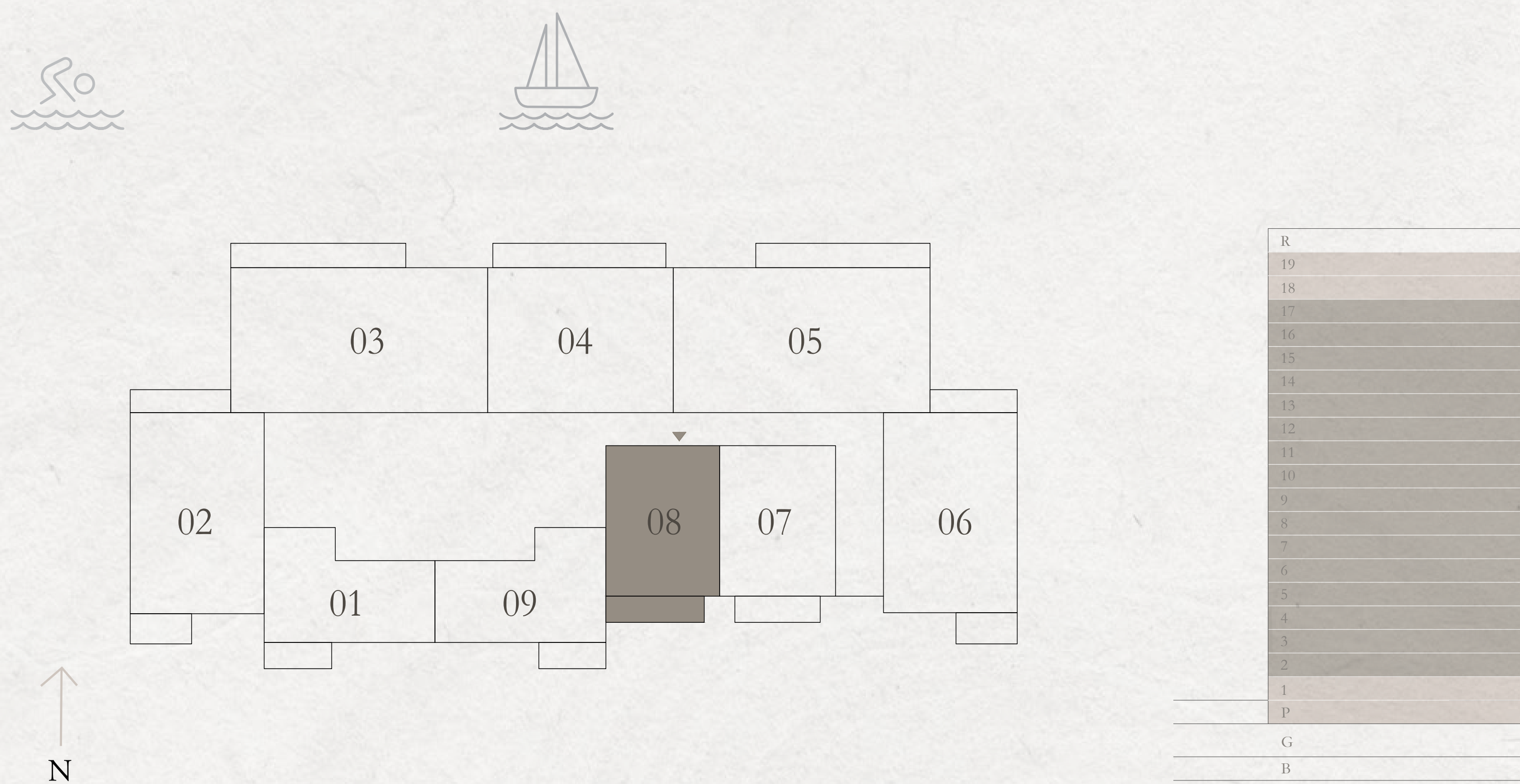
LEVELS 02-09		UNIT 08
SUITE AREA	687.71 SQ.FT.	63.89 SQ.M.
BALCONY AREA	108.18 SQ.FT.	10.05 SQ.M.
TOTAL AREA	795.89 SQ.FT.	73.94 SQ.M.

LEVELS 10-17		UNIT 08
SUITE AREA	686.95 SQ.FT.	63.82 SQ.M.
BALCONY AREA	107.32 SQ.FT.	9.97 SQ.M.
TOTAL AREA	794.27 SQ.FT.	73.79 SQ.M.

KEY PLAN

LEVELS 02-09 & 10-17

KEY SECTION



Disclaimer : All dimensions are in imperial and metric, and measured from finish to finish excluding construction tolerances. 2. All materials, dimensions, and drawings are approximate only. 3. Information is subject to change without notice, at developer's absolute discretion. 4. Actual area may vary from the stated area. 5. Drawings not to scale. 6. All images used are for illustrative purposes only and do not represent the actual size, features, specifications, fittings, and furnishings. 7. The developer reserves the right to make revisions / alterations, at it's absolute discretion, without any liability whatsoever.



TOWER 3

1 BEDROOM TYPE C

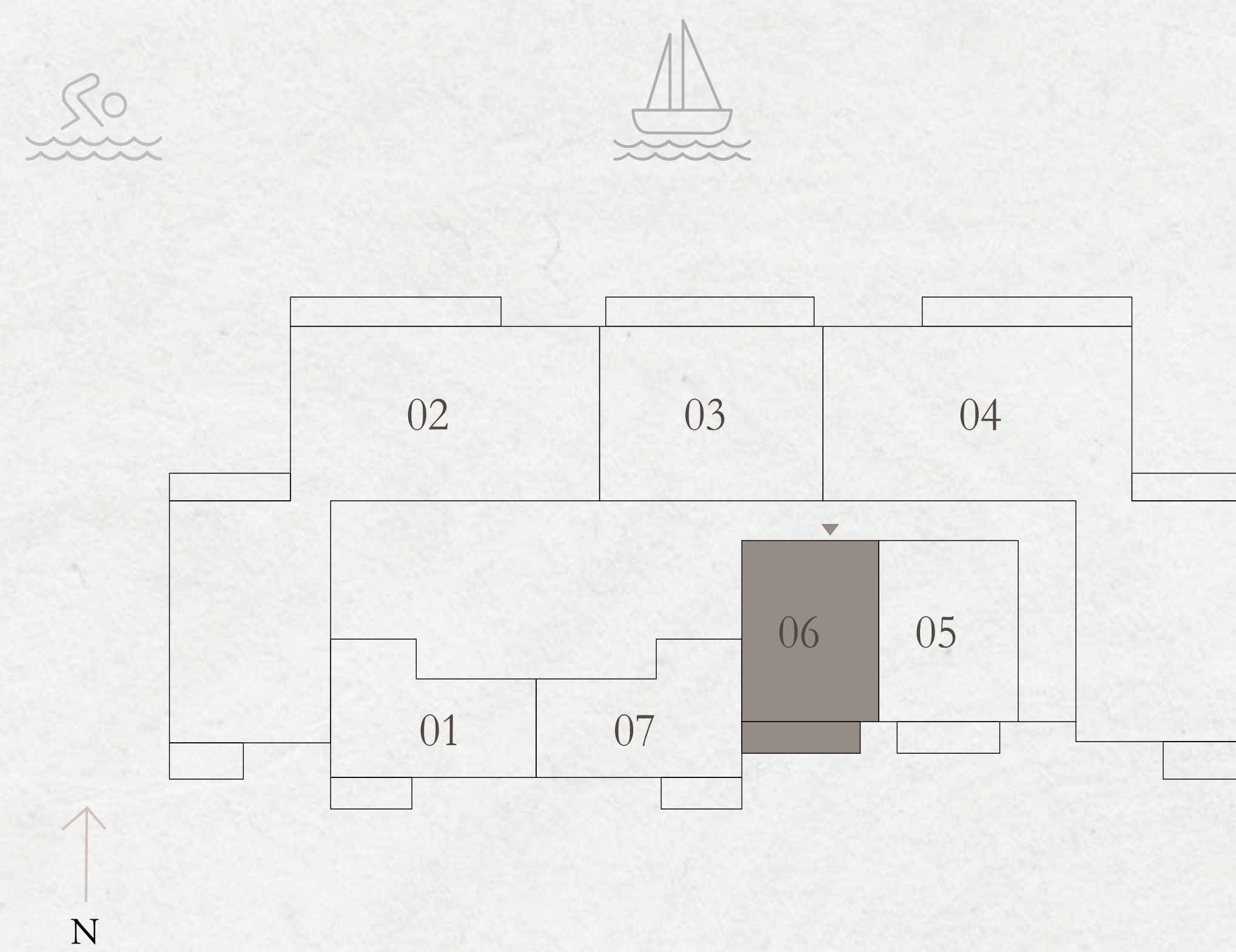
LEVELS 18 & 19

UNIT 06


SUITE AREA	687.60 SQ.FT.	63.88 SQ.M.
BALCONY AREA	106.89 SQ.FT.	9.93 SQ.M.
TOTAL AREA	794.49 SQ.FT.	73.81 SQ.M.

KEY PLAN

LEVELS 18 & 19



KEY SECTION





TOWER 3

2 BEDROOM TYPE A

PODIUM

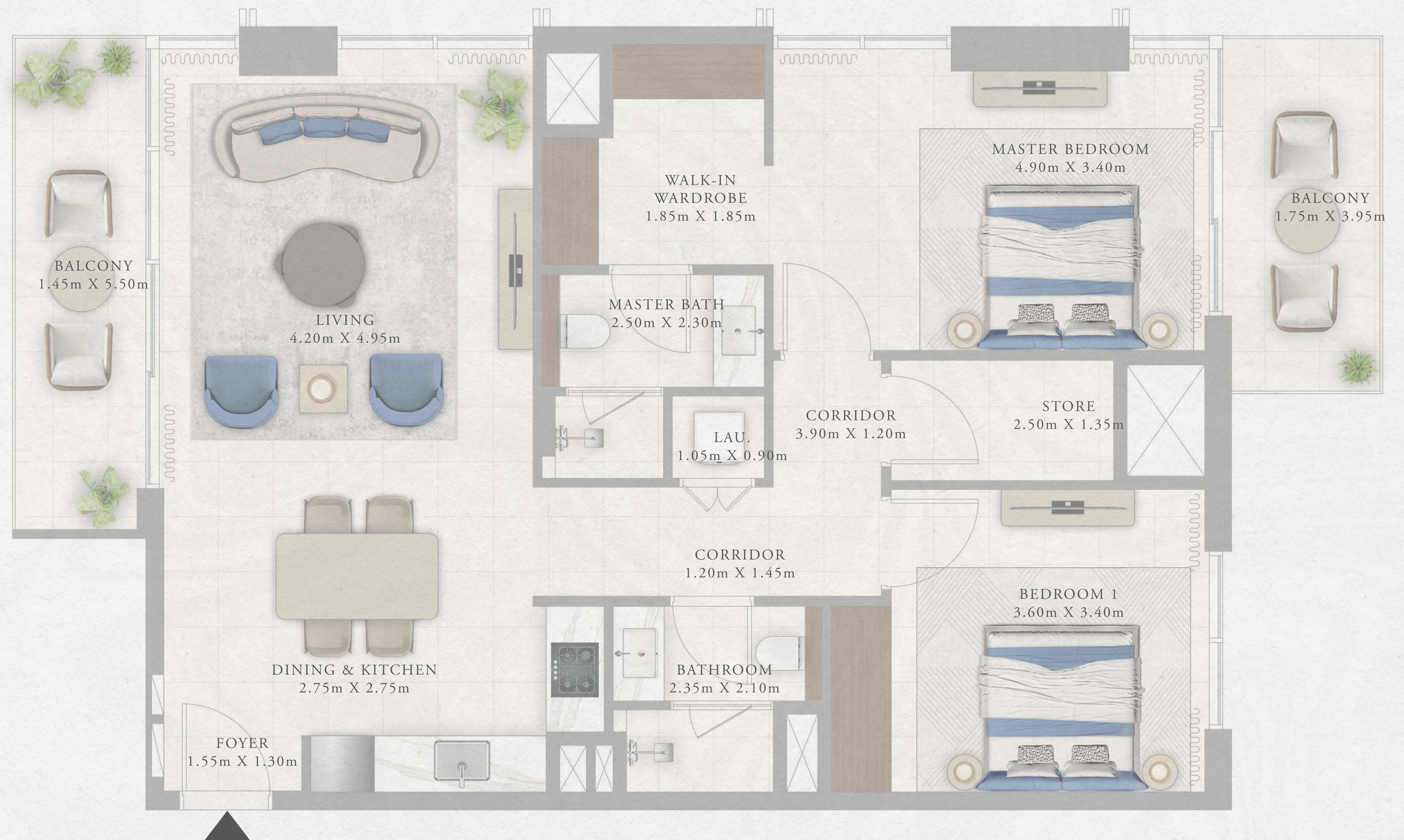

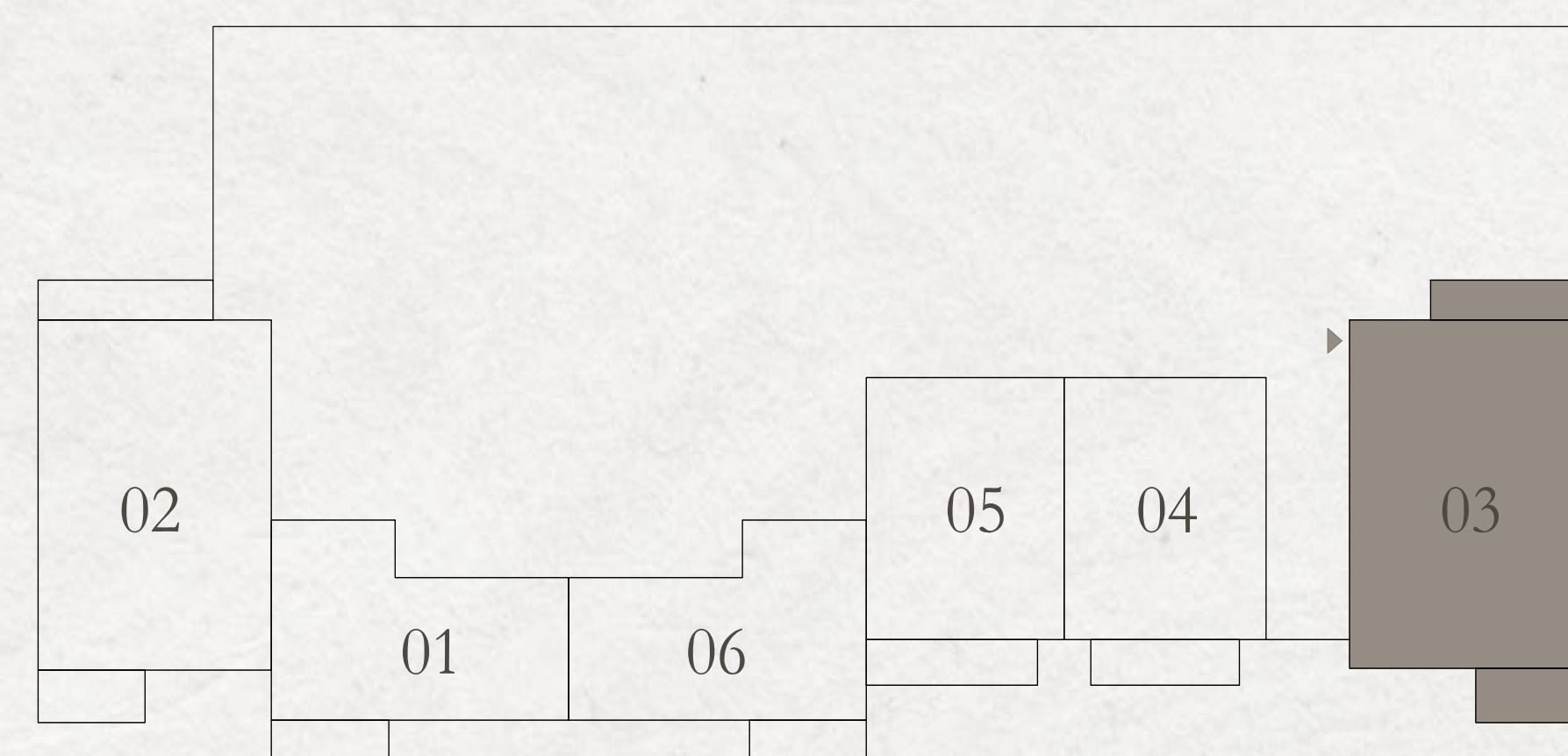

UNIT 03

SUITE AREA	1076.28 SQ.FT.	99.99 SQ.M.
BALCONY AREA	174.48 SQ.FT.	16.21 SQ.M.
TOTAL AREA	1250.76 SQ.FT.	116.20 SQ.M.

KEY PLAN

PODIUM

KEY SECTION





TOWER 3

2 BEDROOM TYPE A

LEVEL 01

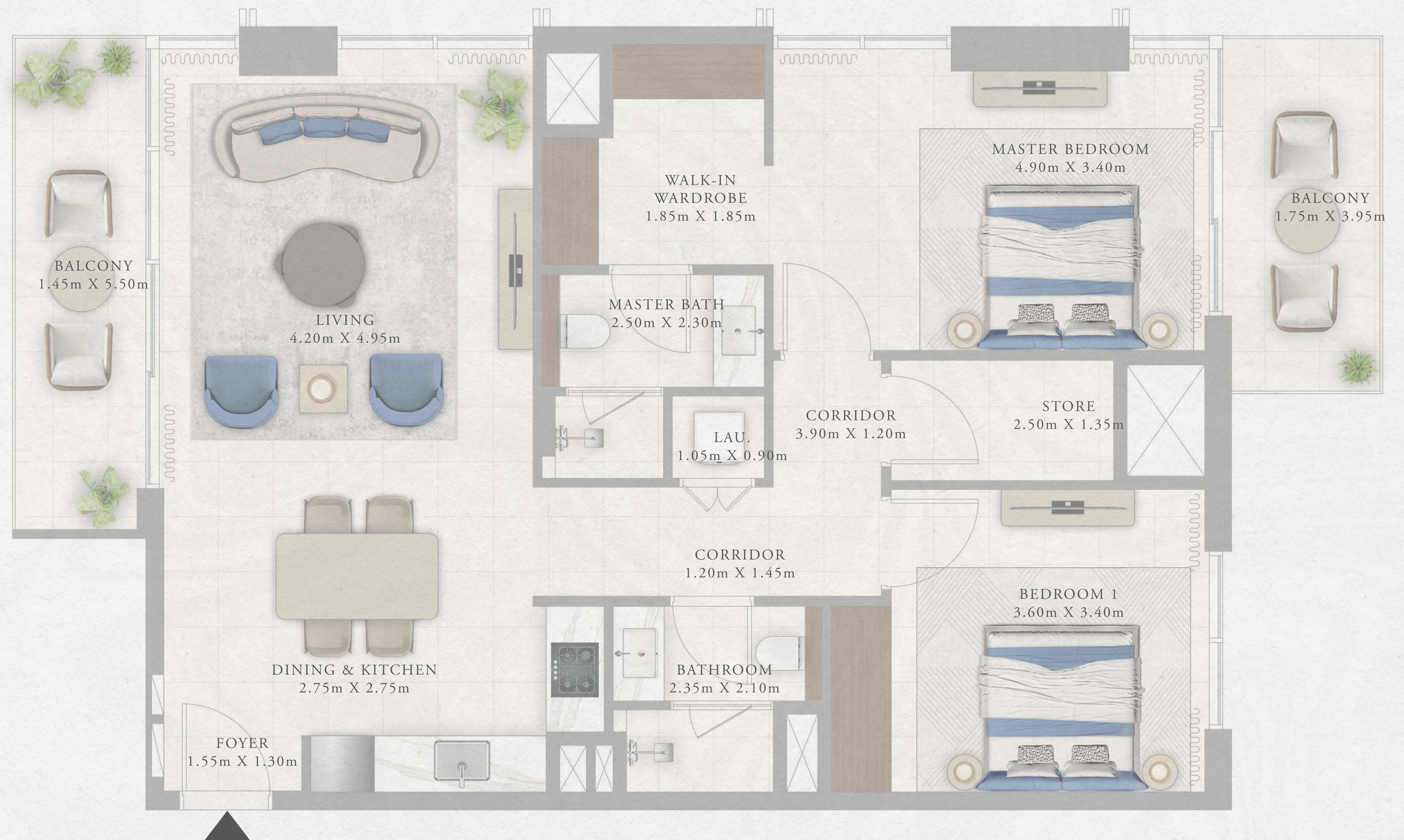

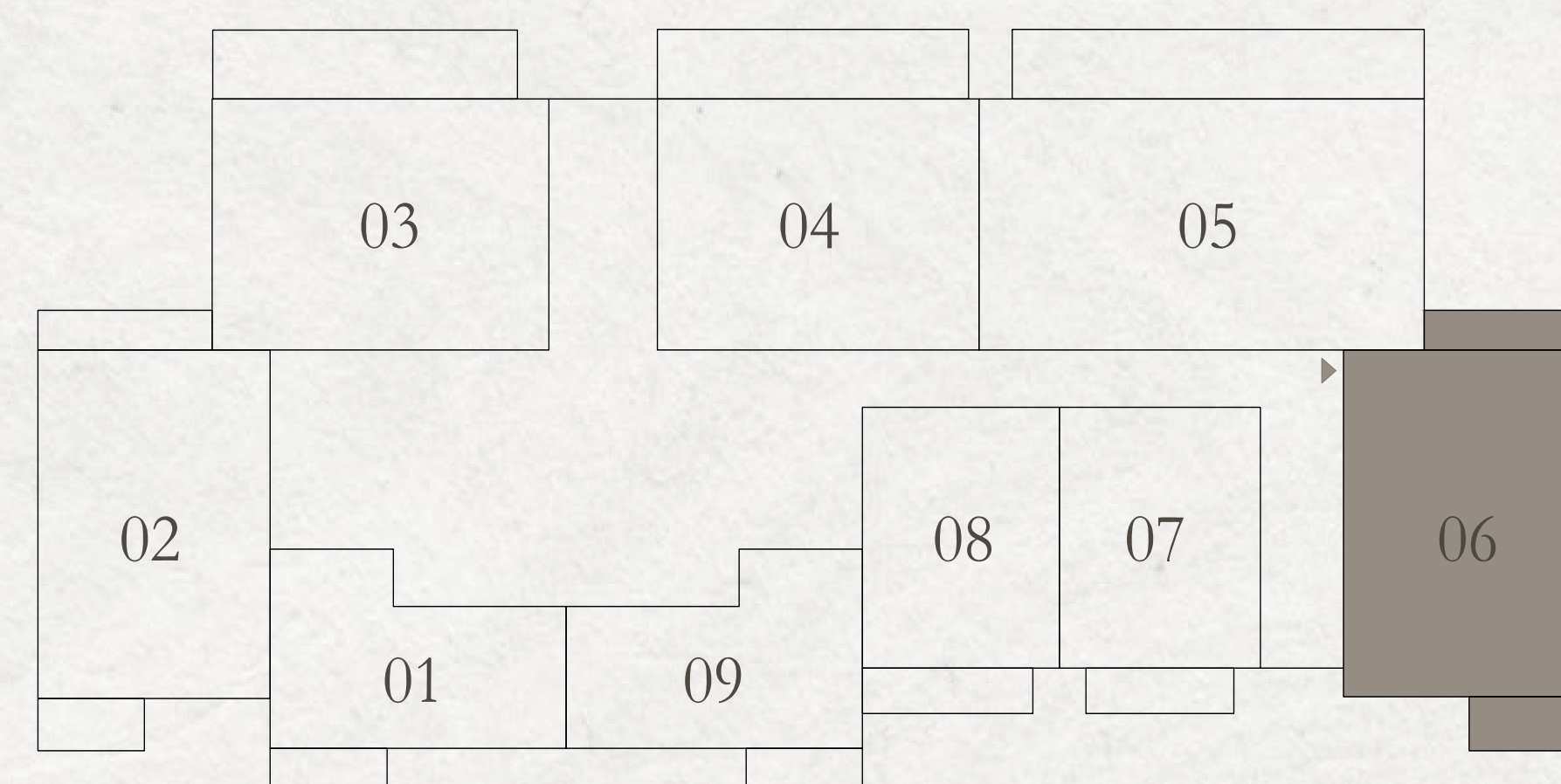

UNIT 06

SUITE AREA	1076.07 SQ.FT.	99.97 SQ.M.
BALCONY AREA	175.34 SQ.FT.	16.29 SQ.M.
TOTAL AREA	1251.41 SQ.FT.	116.26 SQ.M.

KEY PLAN

LEVEL 01

KEY SECTION





TOWER 3

2 BEDROOM TYPE A

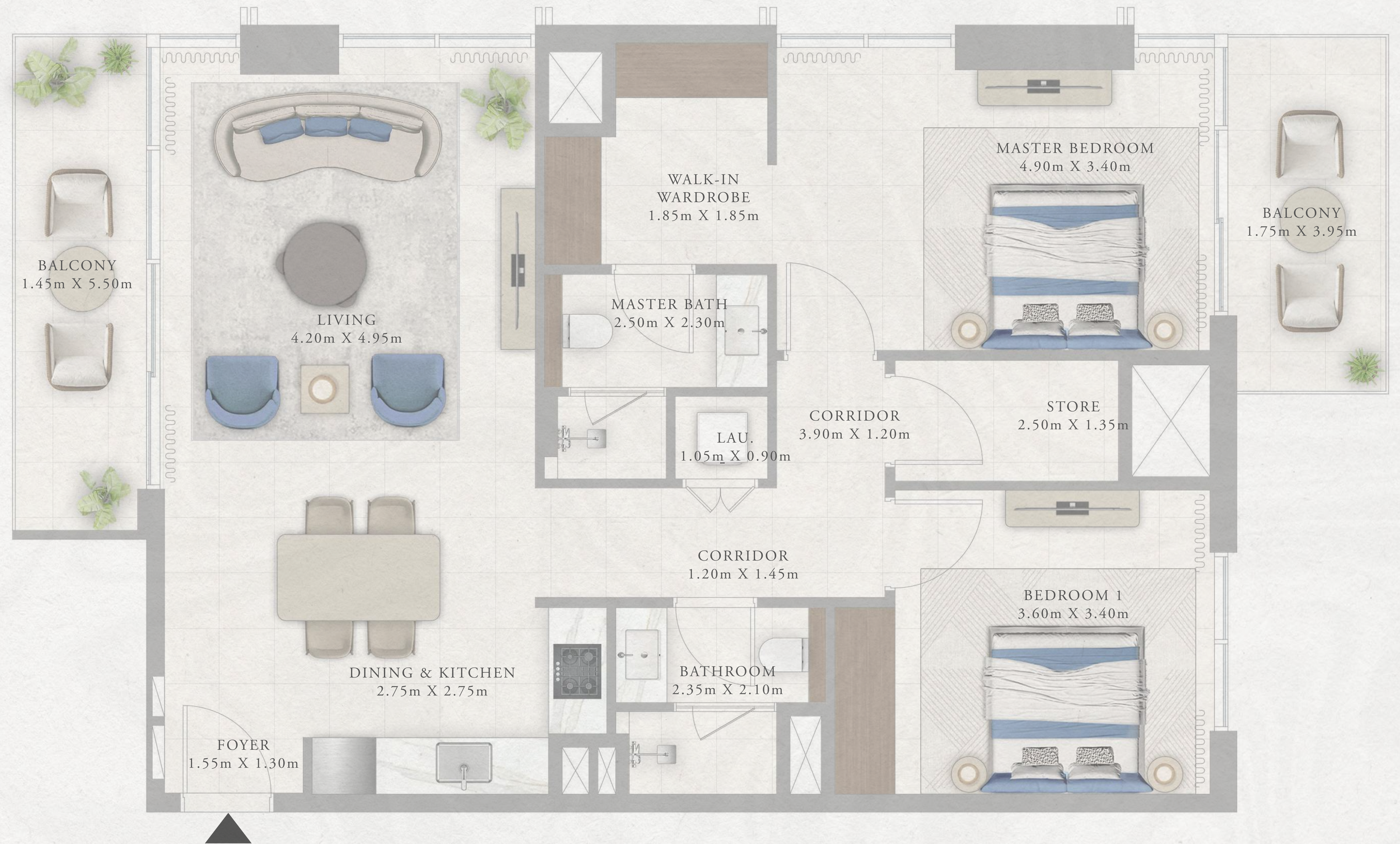
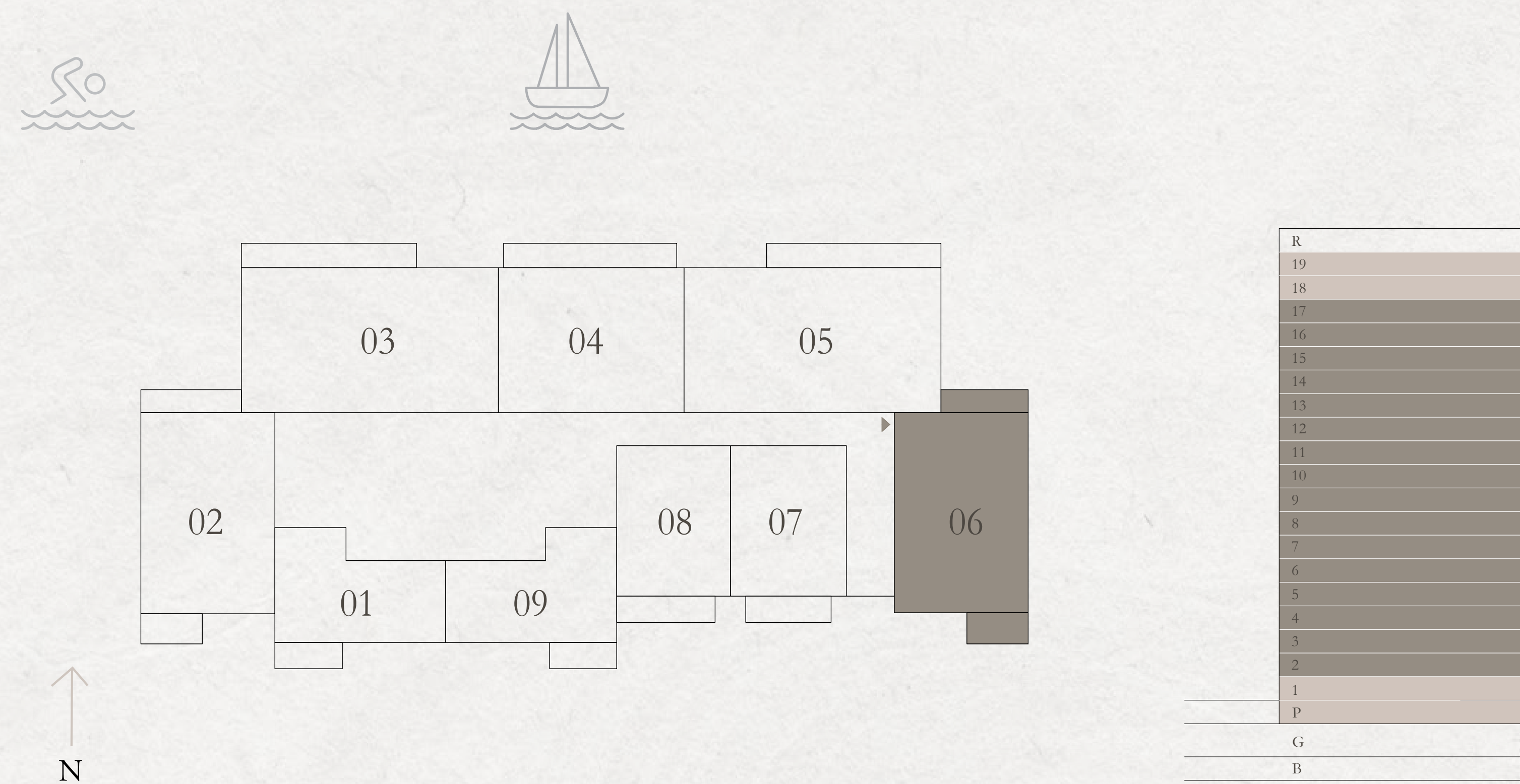
LEVELS 02-09		UNIT 06
SUITE AREA	1078.22 SQ.FT.	100.17 SQ.M.
BALCONY AREA	174.48 SQ.FT.	16.21 SQ.M.
TOTAL AREA	1252.70 SQ.FT.	116.38 SQ.M.

LEVELS 10-17		UNIT 06
SUITE AREA	1082.85 SQ.FT.	100.60 SQ.M.
BALCONY AREA	172.87 SQ.FT.	16.06 SQ.M.
TOTAL AREA	1255.72 SQ.FT.	116.66 SQ.M.

KEY PLAN

KEY SECTION

LEVELS 02-09 & 10-17





TOWER 3

2 BEDROOM TYPE A-M

PODIUM

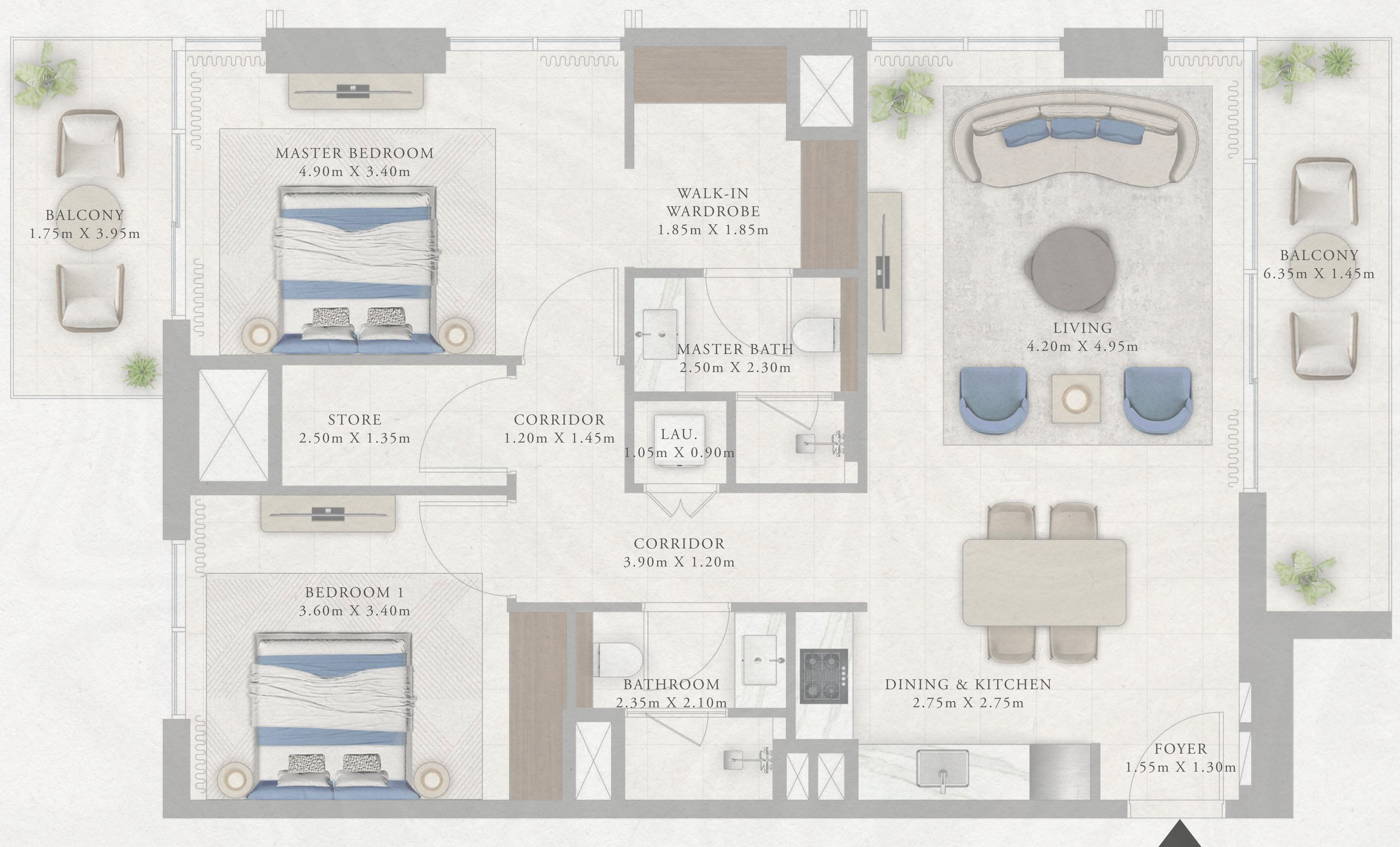
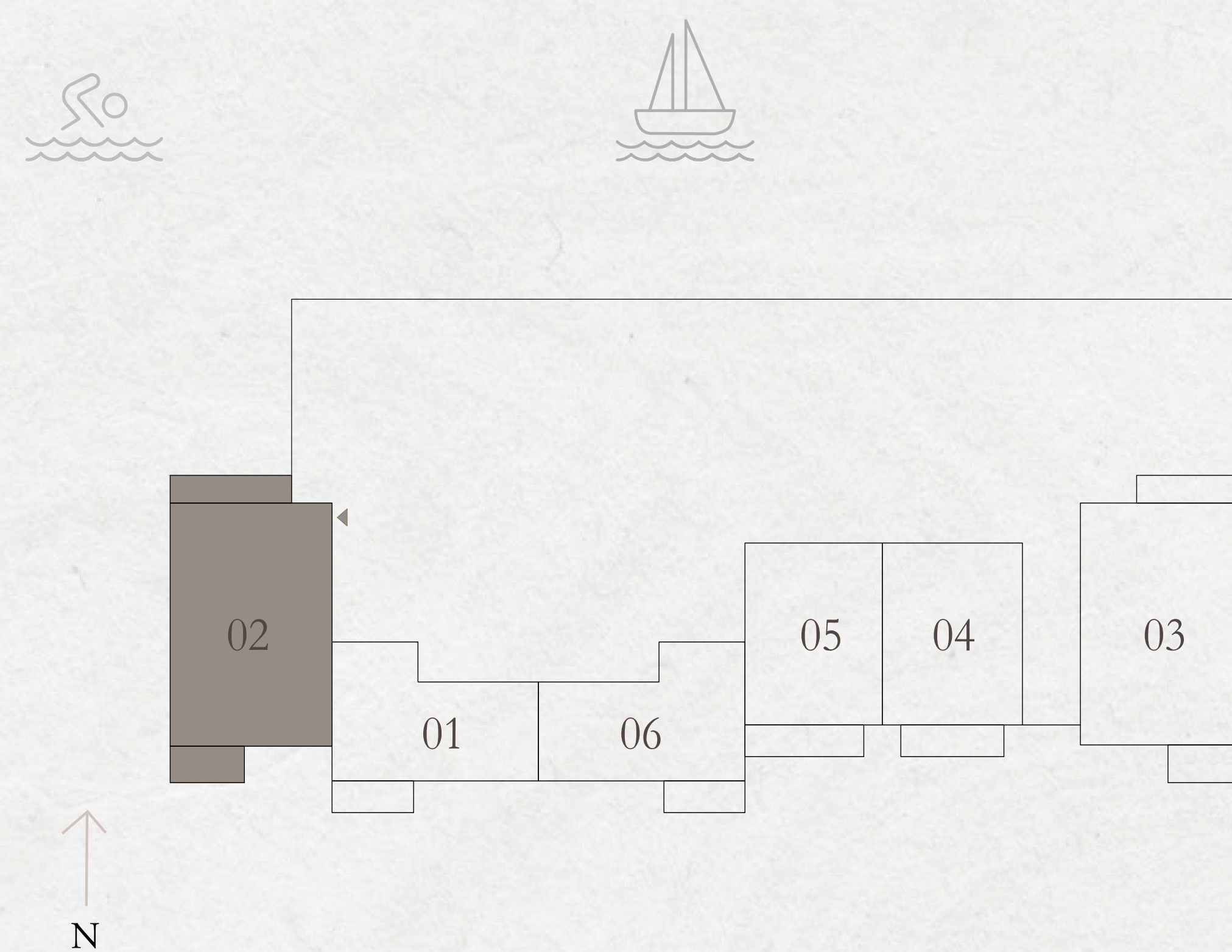
UNIT 02

SUITE AREA	1066.81 SQ.FT.	99.11 SQ.M.
BALCONY AREA	189.77 SQ.FT.	17.63 SQ.M.
TOTAL AREA	1256.58 SQ.FT.	116.74 SQ.M.

KEY PLAN

PODIUM

KEY SECTION





TOWER 3

2 BEDROOM TYPE A-M

LEVEL 01

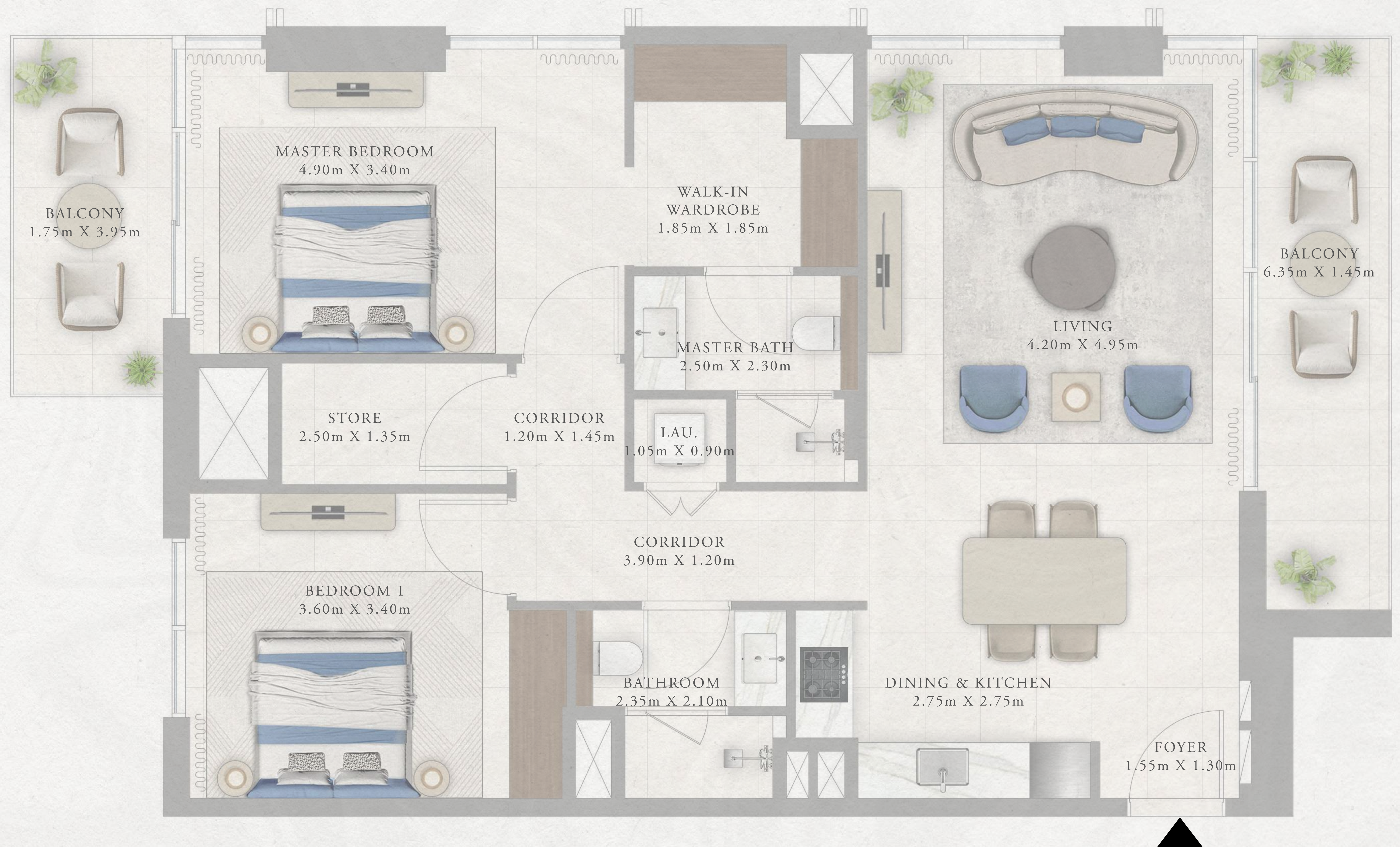
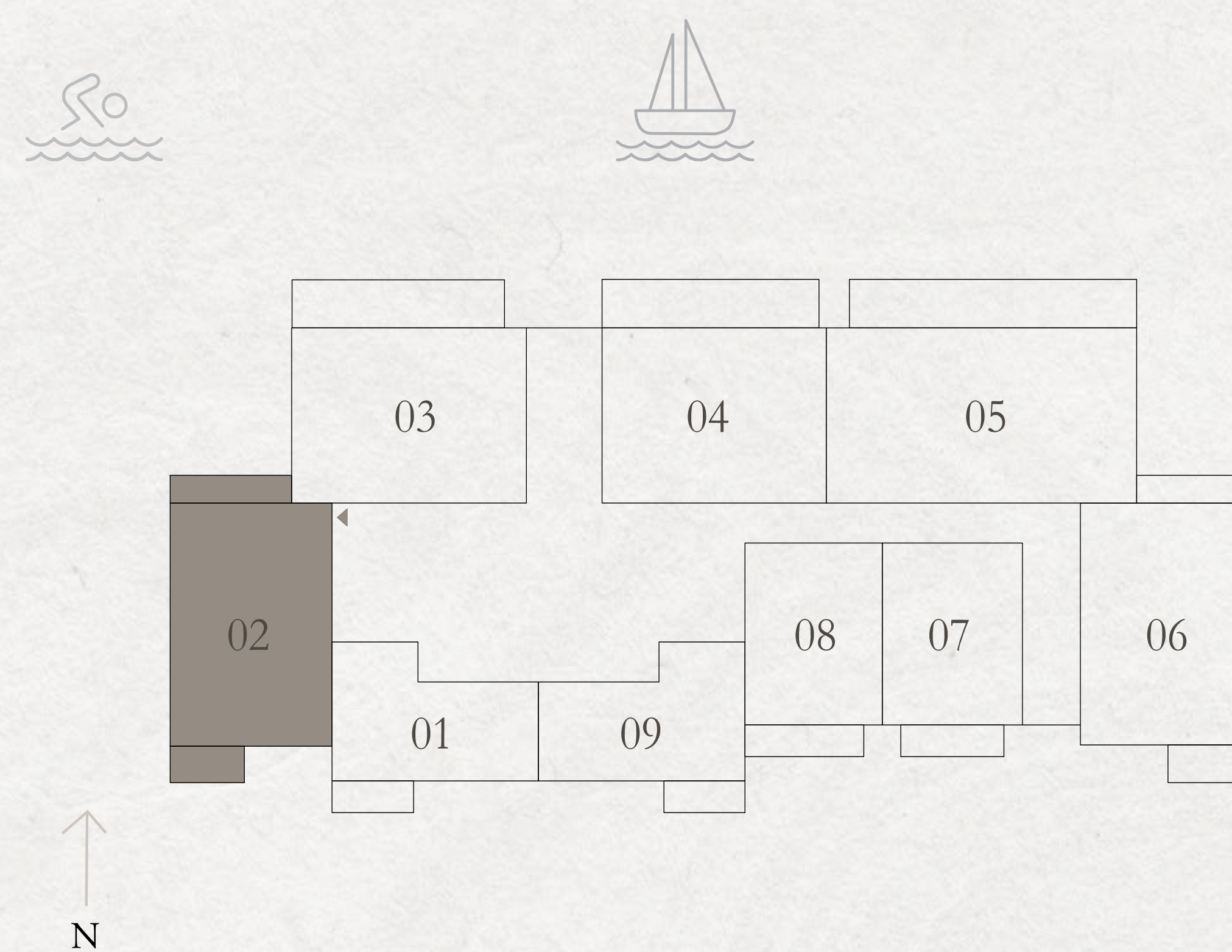
UNIT 02

SUITE AREA	1065.95 SQ.FT.	99.03 SQ.M.
BALCONY AREA	190.84 SQ.FT.	17.73 SQ.M.
TOTAL AREA	1256.79 SQ.FT.	116.76 SQ.M.

KEY PLAN

LEVEL 01

KEY SECTION





TOWER 3

2 BEDROOM TYPE A-M

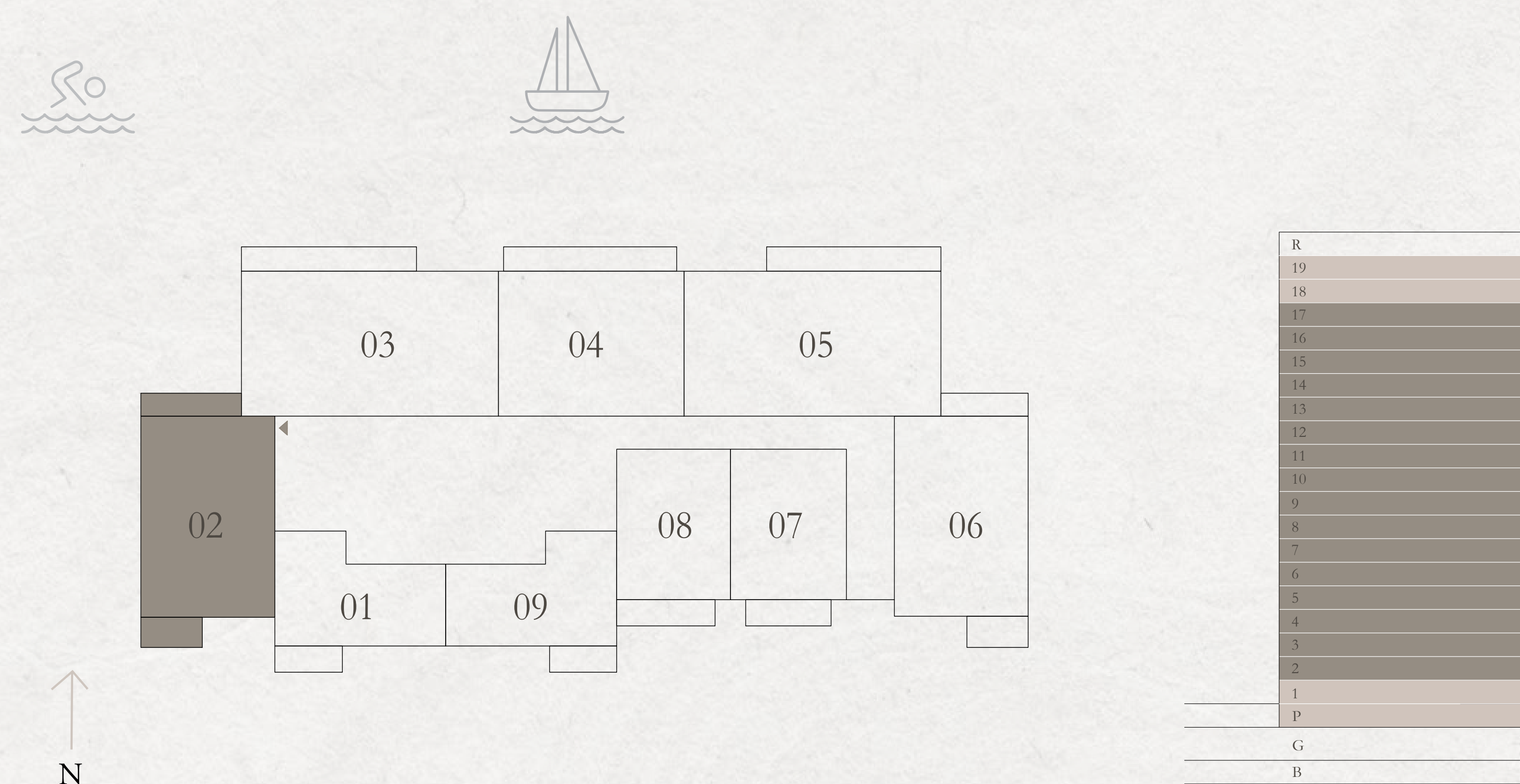
LEVELS 02-09	UNIT 02	
SUITE AREA	1069.39 SQ.FT.	99.35 SQ.M.
BALCONY AREA	187.94 SQ.FT.	17.46 SQ.M.
TOTAL AREA	1257.33 SQ.FT.	116.81 SQ.M.

LEVELS 10-17	UNIT 02	
SUITE AREA	1068.21 SQ.FT.	99.24 SQ.M.
BALCONY AREA	187.40 SQ.FT.	17.41 SQ.M.
TOTAL AREA	1255.61 SQ.FT.	116.65 SQ.M.

KEY PLAN

KEY SECTION

LEVELS 02-09 & 10-17





TOWER 3

2 BEDROOM TYPE B

LEVELS 01

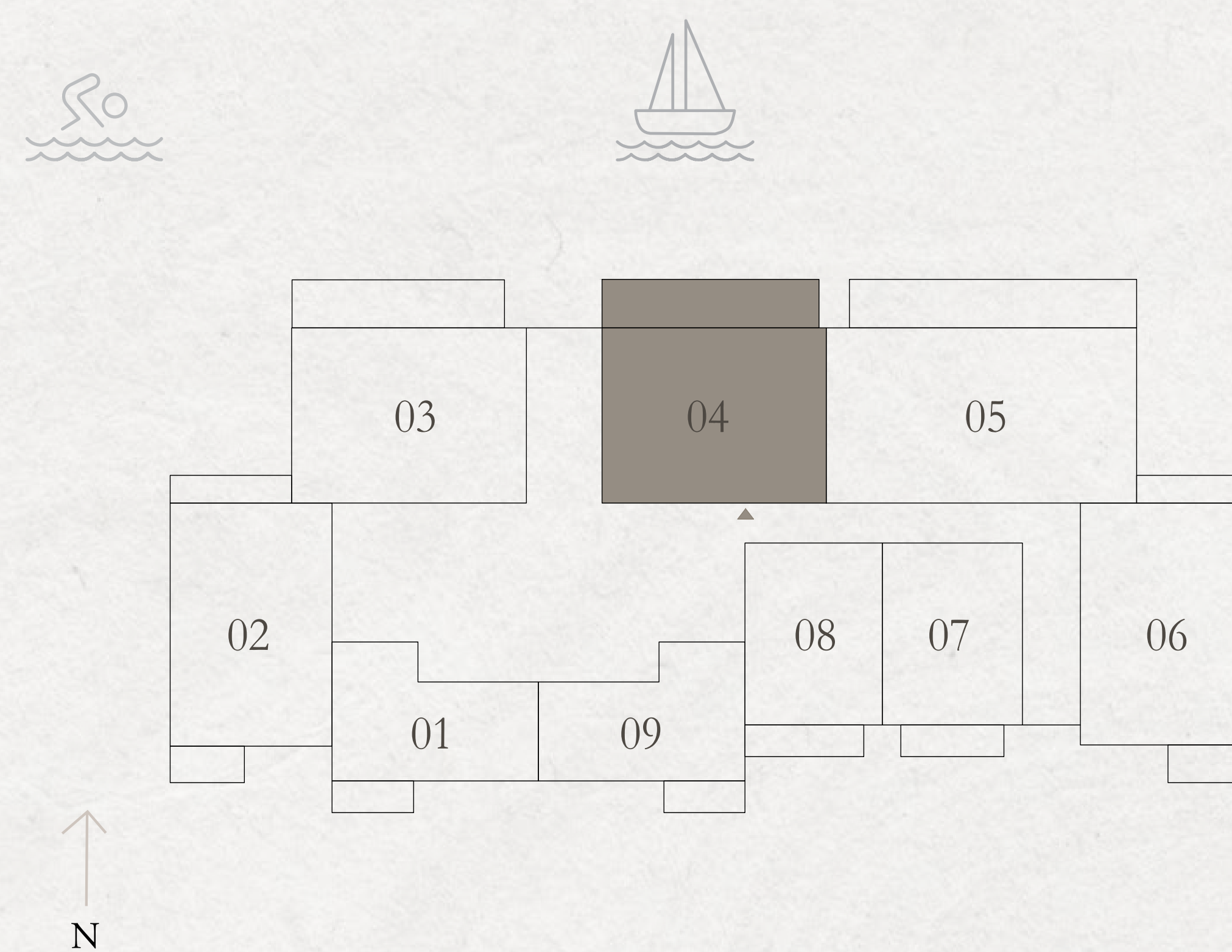
UNIT 04

SUITE AREA	1107.93 SQ.FT.	102.93 SQ.M.
BALCONY AREA	298.38 SQ.FT.	27.72 SQ.M.
TOTAL AREA	1406.31 SQ.FT.	130.65 SQ.M.

KEY PLAN

LEVELS 01

KEY SECTION





TOWER 3

2 BEDROOM TYPE B

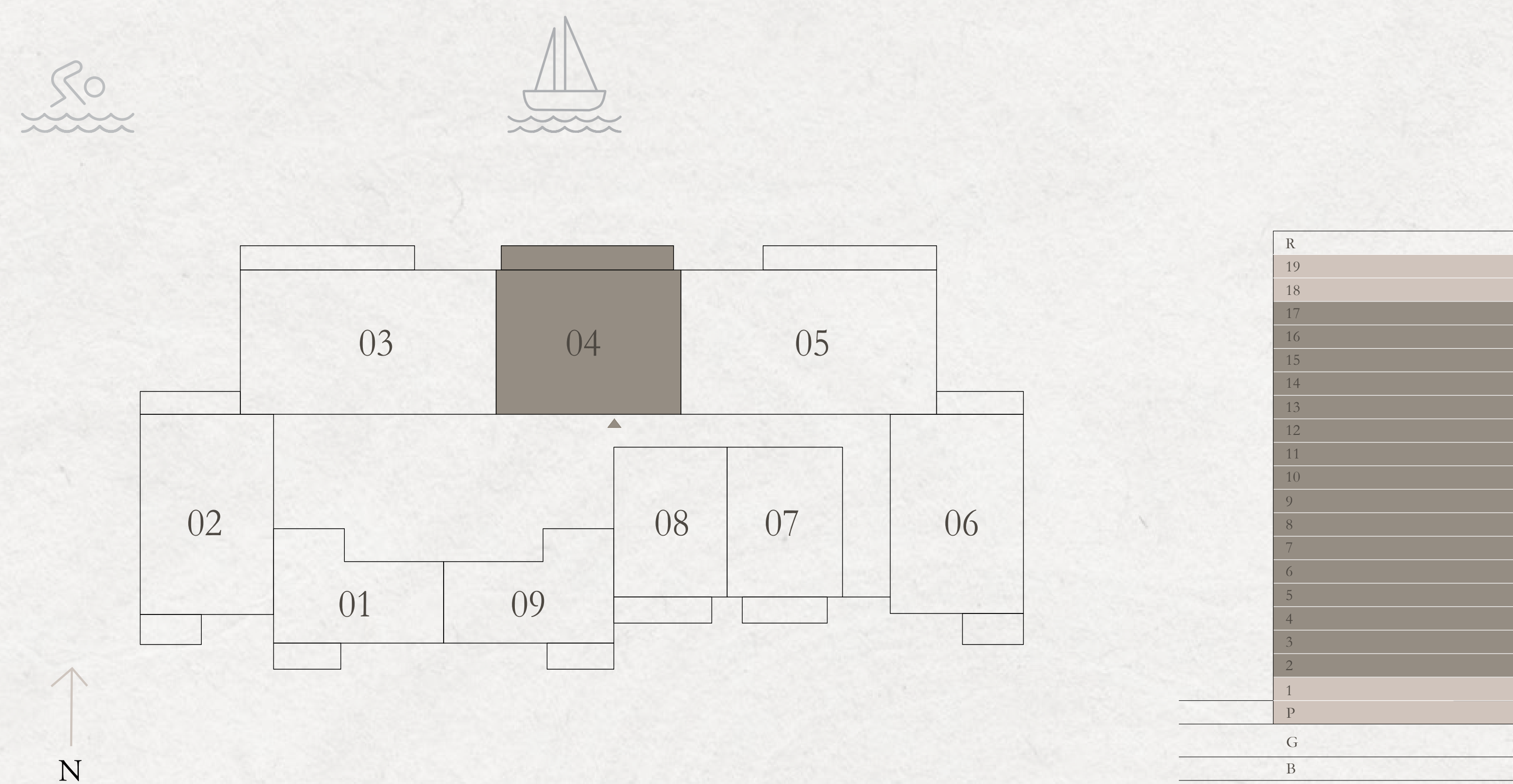
LEVELS 02-09		UNIT 04
SUITE AREA	1091.68 SQ.FT.	101.42 SQ.M.
BALCONY AREA	187.18 SQ.FT.	17.39 SQ.M.
TOTAL AREA	1278.86 SQ.FT.	118.81 SQ.M.

LEVELS 10-17		UNIT 04
SUITE AREA	1090.71 SQ.FT.	101.33 SQ.M.
BALCONY AREA	186.54 SQ.FT.	17.33 SQ.M.
TOTAL AREA	1277.25 SQ.FT.	118.66 SQ.M.

KEY PLAN

LEVELS 02-09 & 10-17

KEY SECTION





TOWER 3

2 BEDROOM TYPE B

LEVELS 18 & 19

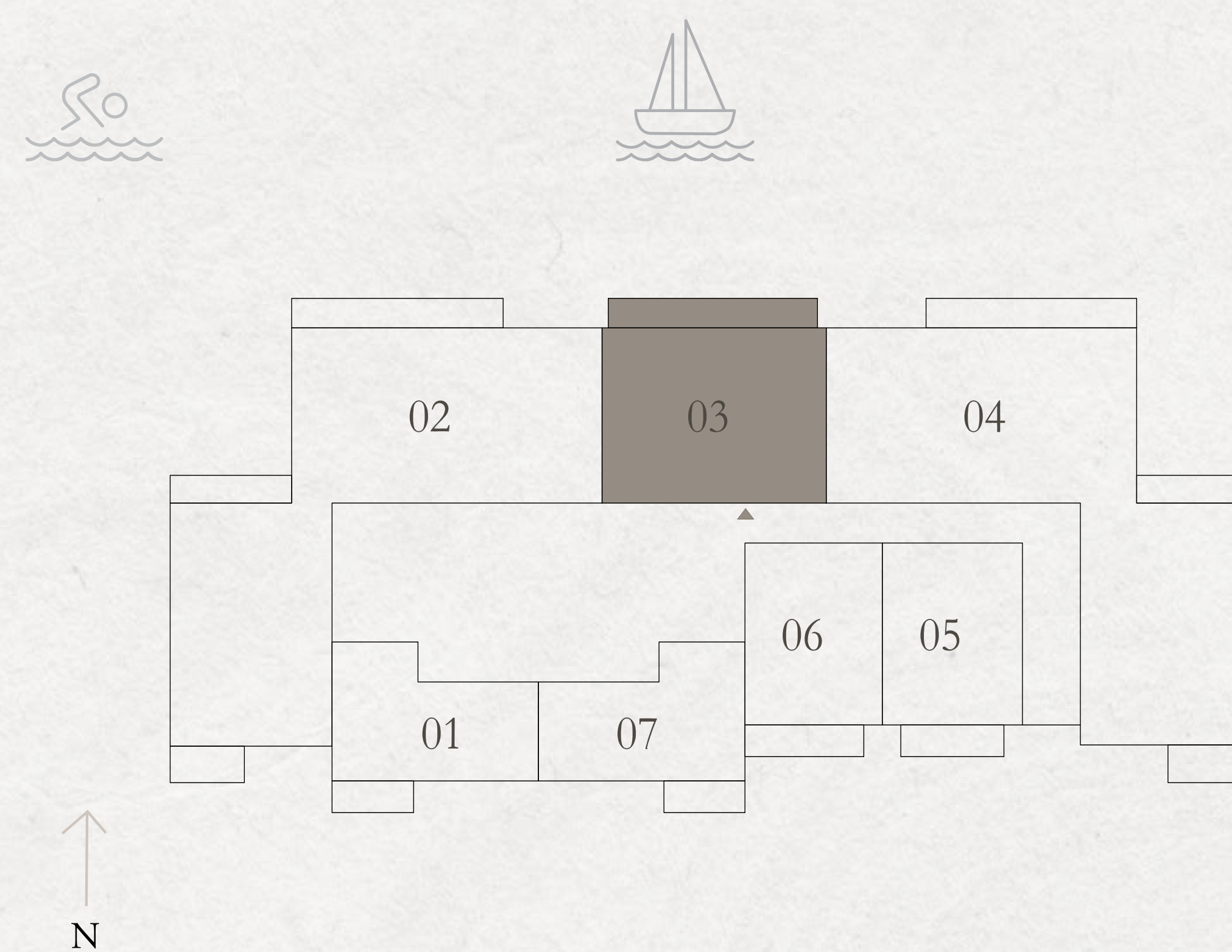
UNIT 03

SUITE AREA	1091.14 SQ.FT.	101.37 SQ.M.
BALCONY AREA	186.00 SQ.FT.	17.28 SQ.M.
TOTAL AREA	1277.14 SQ.FT.	118.65 SQ.M.

KEY PLAN

LEVELS 18 & 19

KEY SECTION





TOWER 3

2 BEDROOM TYPE C

LEVELS 01

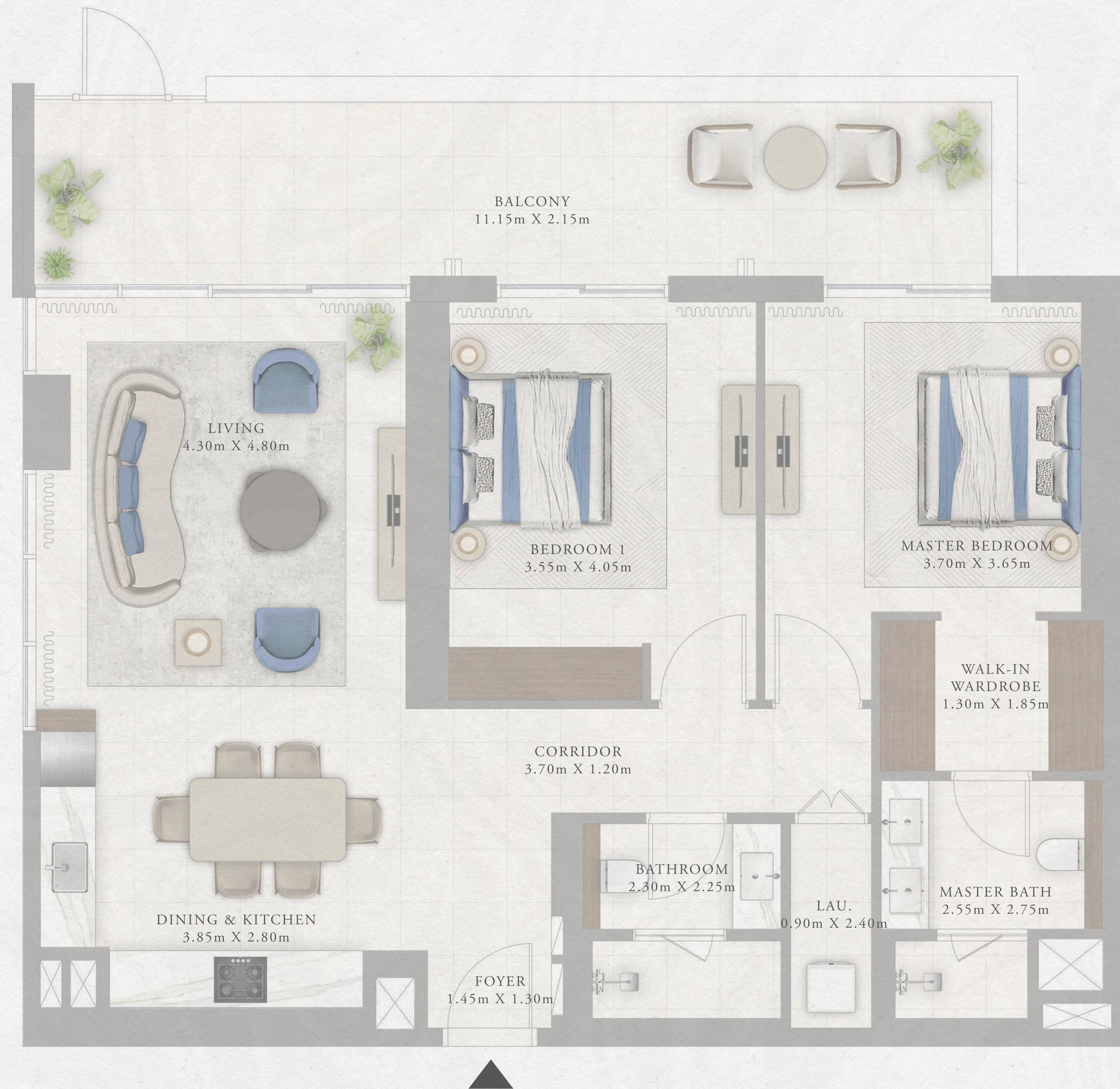
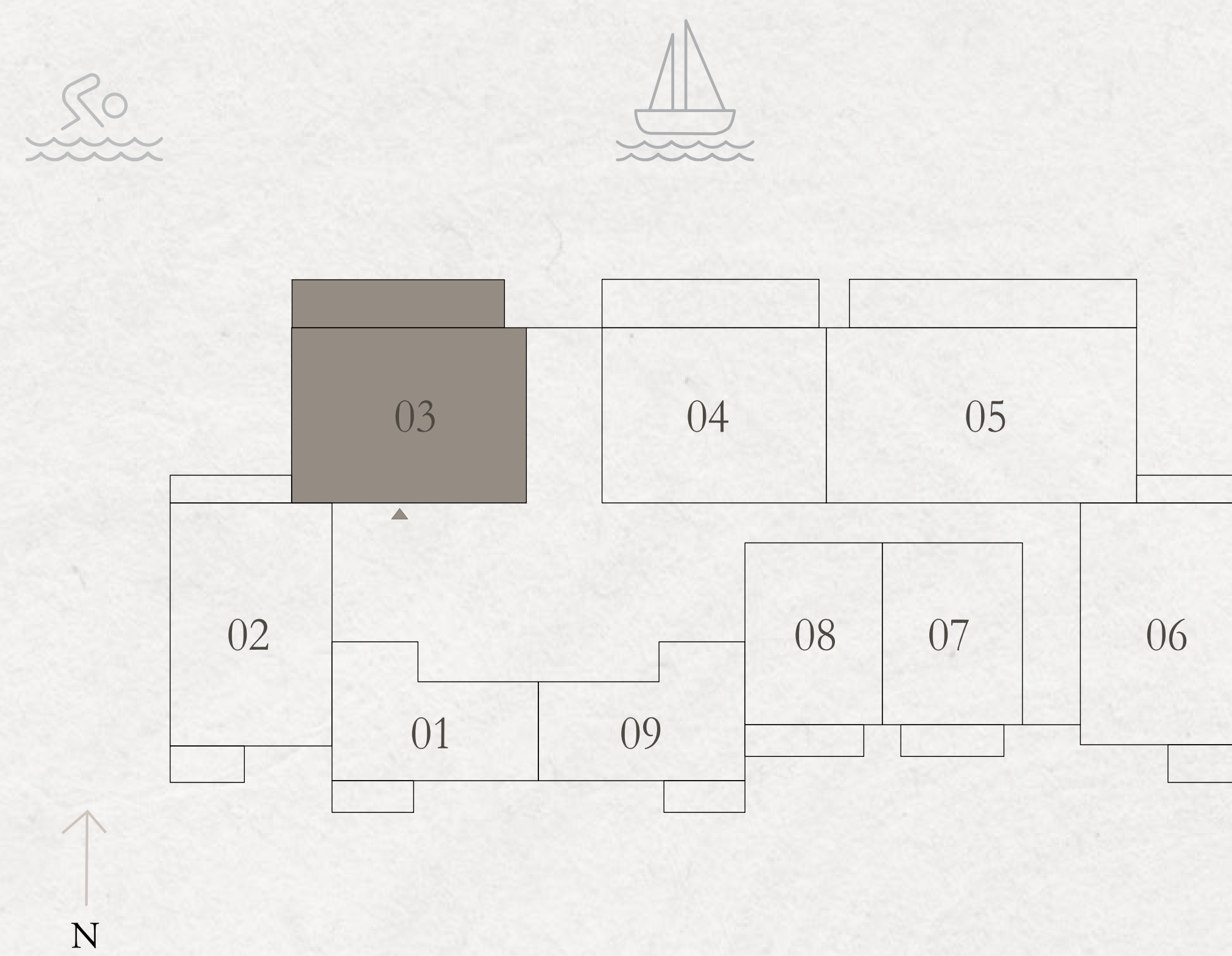
UNIT 03

SUITE AREA	1141.94 SQ.FT.	106.09 SQ.M.
BALCONY AREA	283.74 SQ.FT.	26.36 SQ.M.
TOTAL AREA	1425.68 SQ.FT.	132.45 SQ.M.

KEY PLAN

LEVELS 01

KEY SECTION





TOWER 3

3 BEDROOM TYPE A

LEVELS 01

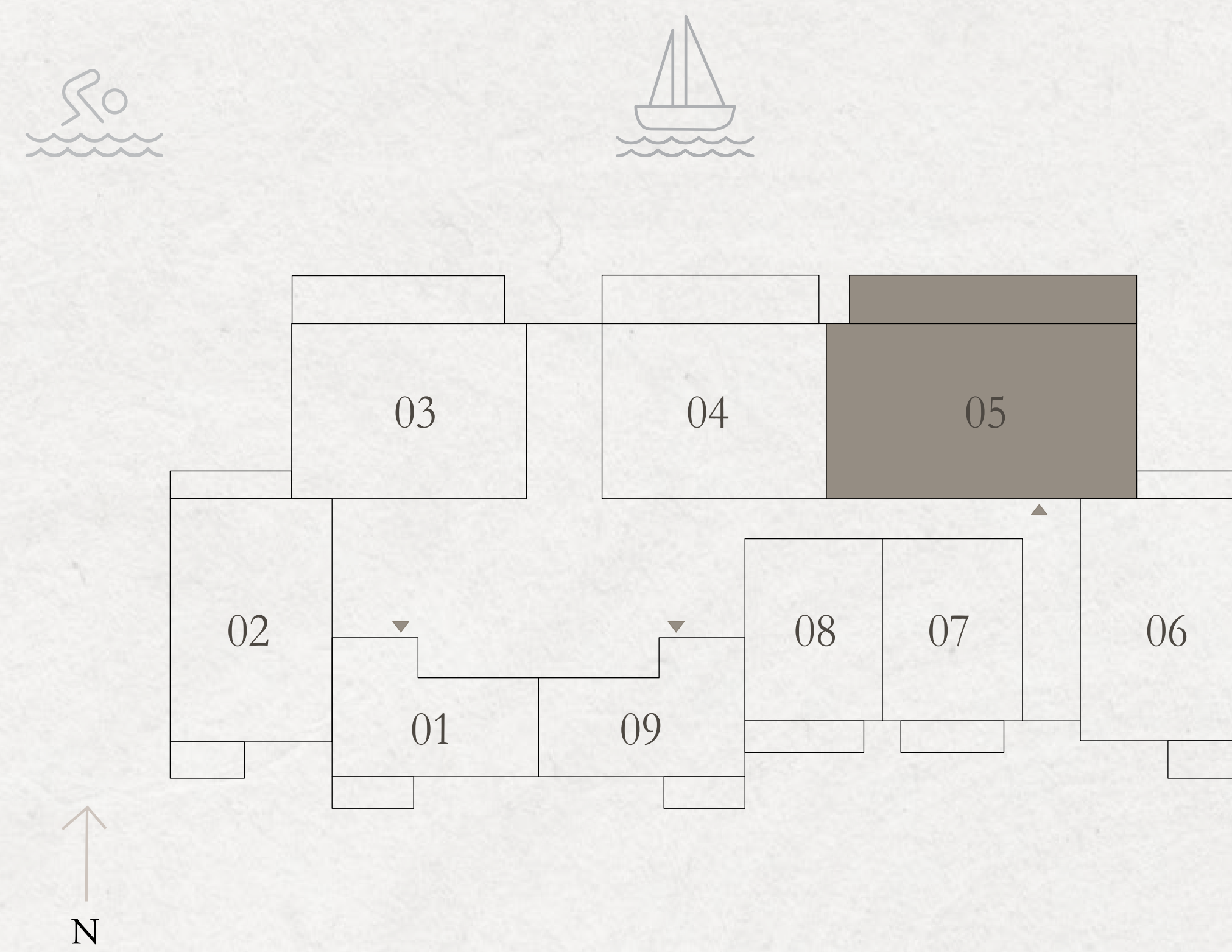
UNIT 05

SUITE AREA	1492.09 SQ.FT.	138.62 SQ.M.
BALCONY AREA	392.56 SQ.FT.	36.47 SQ.M.
TOTAL AREA	1884.65 SQ.FT.	175.09 SQ.M.

KEY PLAN

LEVELS 01

KEY SECTION





TOWER 3

3 BEDROOM TYPE A

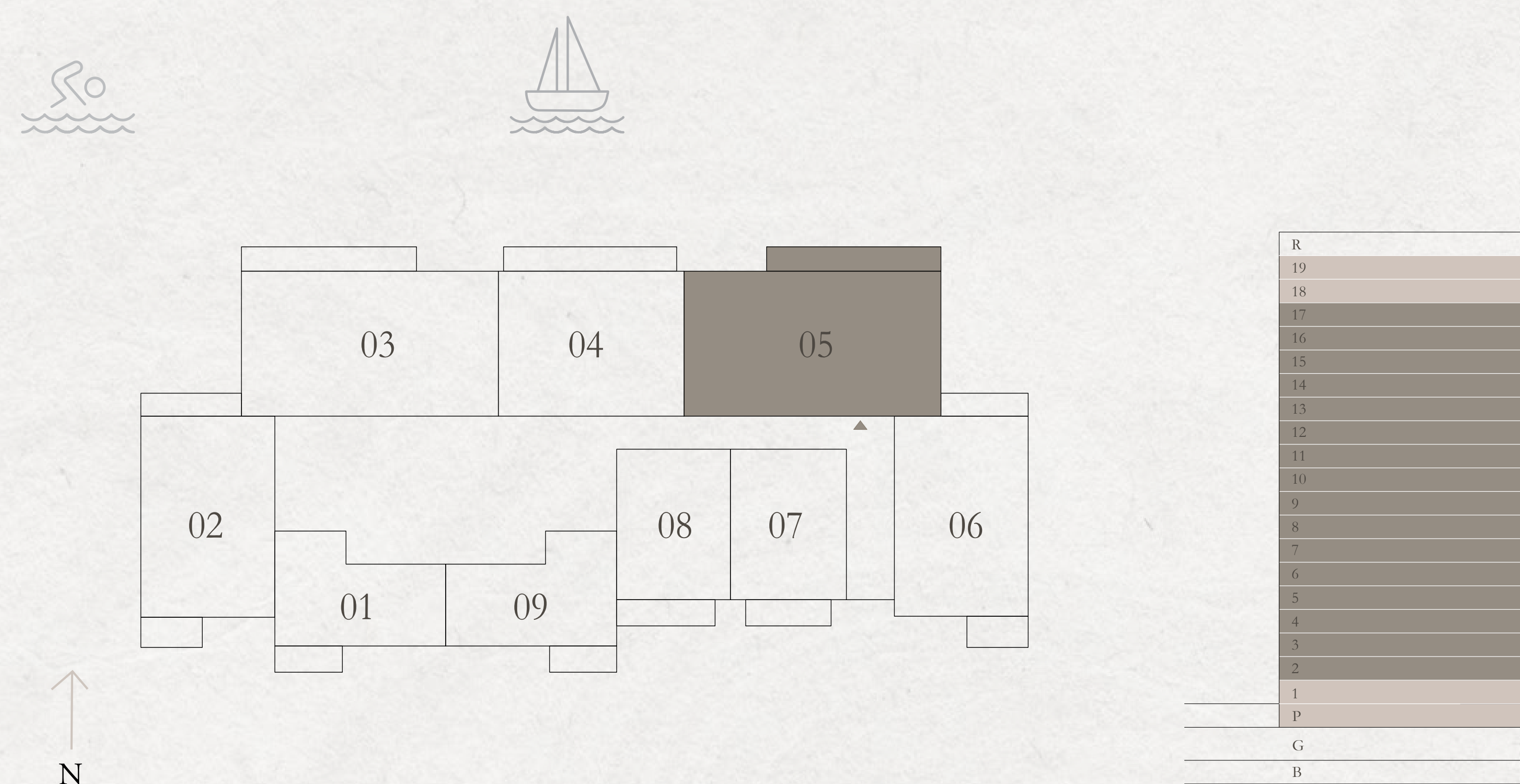
	LEVELS 02-09	UNIT 05
SUITE AREA	1500.17 SQ.FT.	139.37 SQ.M.
BALCONY AREA	187.18 SQ.FT.	17.39 SQ.M.
TOTAL AREA	1687.35 SQ.FT.	156.76 SQ.M.

	LEVELS 10-17	UNIT 05
SUITE AREA	1502.75 SQ.FT.	139.61 SQ.M.
BALCONY AREA	186.54 SQ.FT.	17.33 SQ.M.
TOTAL AREA	1689.29 SQ.FT.	156.94 SQ.M.

KEY PLAN

KEY SECTION

LEVELS 02-09 & 10-17





TOWER 3

3 BEDROOM TYPE A-M

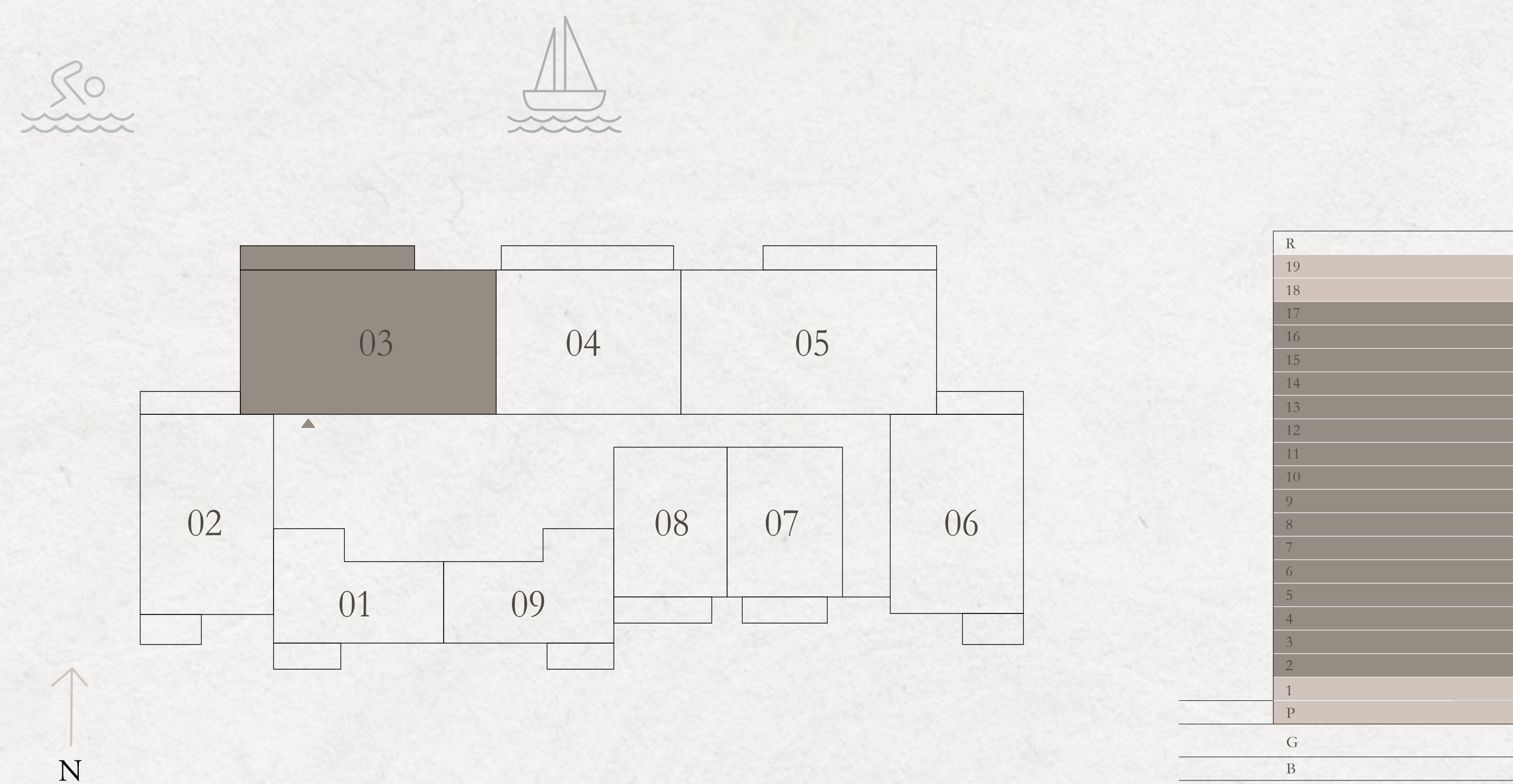
LEVELS 02-09	UNIT 03	
SUITE AREA	1499.63 SQ.FT.	139.32 SQ.M.
BALCONY AREA	188.15 SQ.FT.	17.48 SQ.M.
TOTAL AREA	1687.78 SQ.FT.	156.80 SQ.M.

LEVELS 10-17	UNIT 03	
SUITE AREA	1504.04 SQ.FT.	139.73 SQ.M.
BALCONY AREA	187.51 SQ.FT.	17.42 SQ.M.
TOTAL AREA	1691.55 SQ.FT.	157.15 SQ.M.

KEY PLAN

KEY SECTION

LEVELS 02-09 & 10-17





TOWER 3

4 BEDROOM TYPE A

LEVELS 18 & 19


UNIT 02

SUITE AREA	2600.02 SQ.FT.	241.55 SQ.M.
BALCONY AREA	374.80 SQ.FT.	34.82 SQ.M.
TOTAL AREA	2974.82 SQ.FT.	276.37 SQ.M.

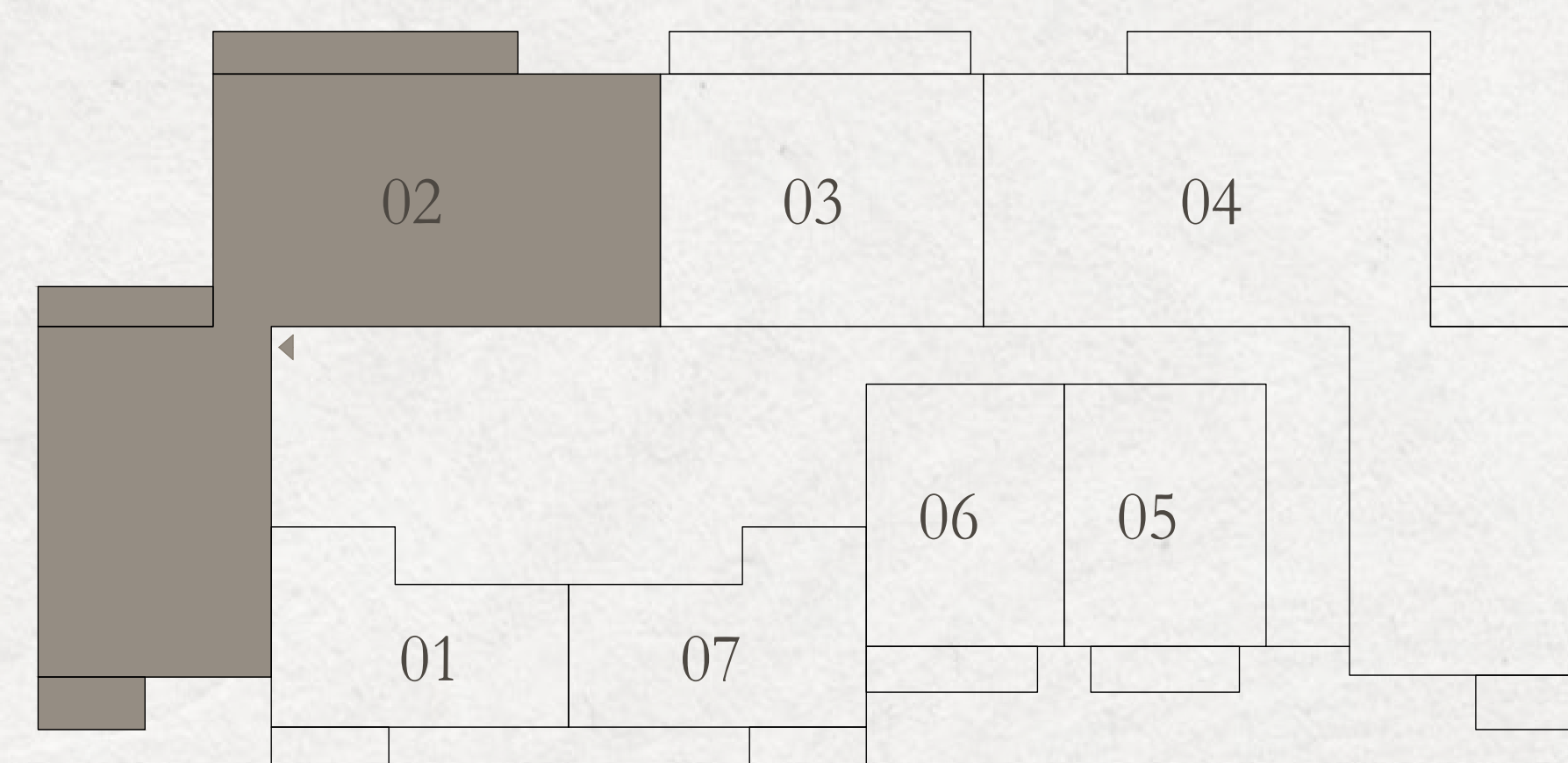
KEY PLAN

LEVELS 18 & 19

KEY SECTION



N



Disclaimer : All dimensions are in imperial and metric, and measured from finish to finish excluding construction tolerances. 2. All materials, dimensions, and drawings are approximate only. 3. Information is subject to change without notice, at developer's absolute discretion. 4. Actual area may vary from the stated area. 5. Drawings not to scale. 6. All images used are for illustrative purposes only and do not represent the actual size, features, specifications, fittings, and furnishings. 7. The developer reserves the right to make revisions / alterations, at it's absolute discretion, without any liability whatsoever.



TOWER 3

4 BEDROOM TYPE B

LEVELS 18 & 19

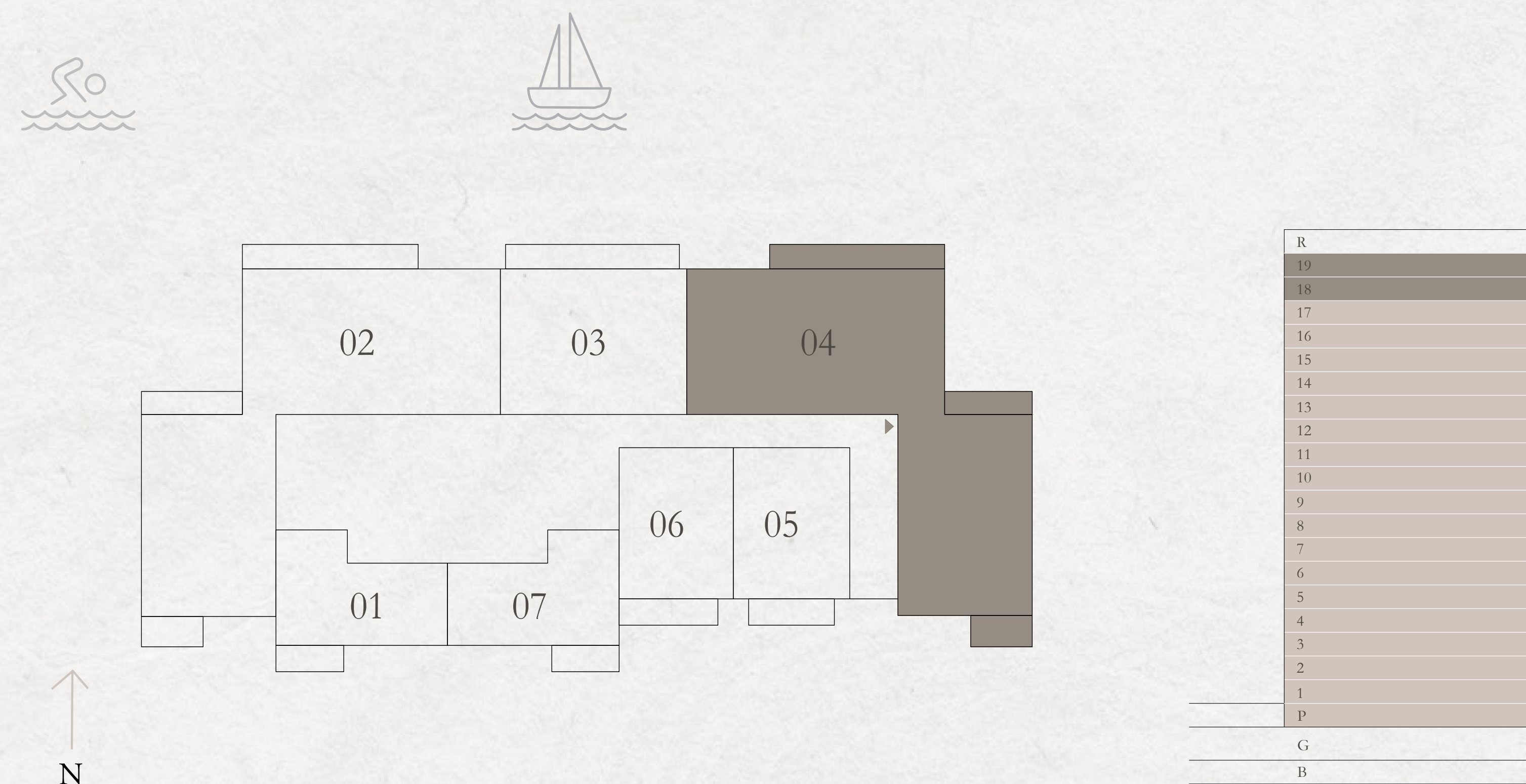
UNIT 04

SUITE AREA	2564.18 SQ.FT.	238.22 SQ.M.
BALCONY AREA	361.02 SQ.FT.	33.54 SQ.M.
TOTAL AREA	2925.20 SQ.FT.	271.76 SQ.M.

KEY PLAN

LEVELS 18 & 19

KEY SECTION





# Marina VIEWS

RASHID YACHTS & MARINA

For more information please call 800 36227 (UAE) / +971 4 366 1688 (International) or talk to our Property Advisor directly at +971 4888 8844 from 9 AM to 7 PM (GST), Monday to Friday. Visit our online sales centre at [emaar.com](http://emaar.com) or any of our Sales Centres across the UAE.

## Dubai

Emaar Sales Centre | Next to Souq Al Bahar, Downtown Dubai  
9:30 AM to 10 PM, Sunday - Friday  
9:30 AM to 7 PM, Saturday

Dubai Hills Estate Sales Pavilion | Umm Suqeim Road  
Dubai Creek Harbour Sales Pavilion | Ras Al Khor  
From 9:30 AM to 7 PM, Sunday - Saturday

## ABU DHABI

Emaar Sales Centre | Al Nahda Tower, Ground Floor,  
4th Street, Corniche, Al Muroor Road  
From 9:30 AM to 7 PM, Sunday - Friday

# EMAAR



*Marina* VIEWS  
RASHID YACHTS & MARINA



FLOOR PLANS  
TOWER 2

EMAAR




# Marina VIEWS

RASHID YACHTS & MARINA



TOWER 2  
22 FLOORS  
B + G + P + 22



Disclaimer : All dimensions are in imperial and metric, and measured from finish to finish excluding construction tolerances. 2. All materials, dimensions, and drawings are approximate only. 3. Information is subject to change without notice, at developer's absolute discretion. 4. Actual area may vary from the stated area. 5. Drawings not to scale. 6. All images used are for illustrative purposes only and do not represent the actual size, features, specifications, fittings, and furnishings. 7. The developer reserves the right to make revisions / alterations, at it's absolute discretion, without any liability whatsoever.

EMAAR



TOWER 2


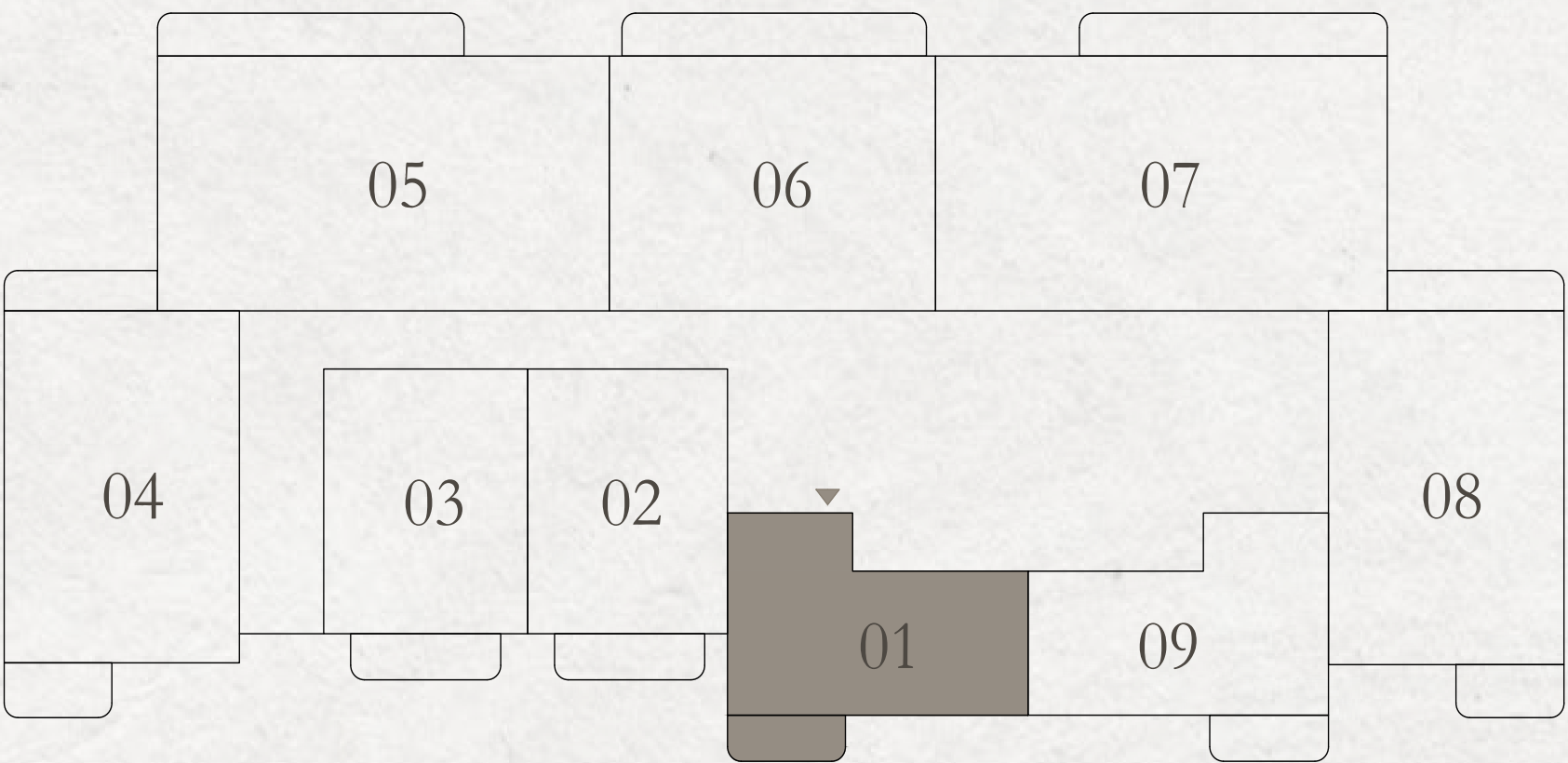
1 BEDROOM TYPE A

LEVELS 02-09		UNIT 01
SUITE AREA	668.12 SQ.FT.	62.07 SQ.M.
BALCONY AREA	56.40 SQ.FT.	5.24 SQ.M.
TOTAL AREA	724.52 SQ.FT.	67.31 SQ.M.

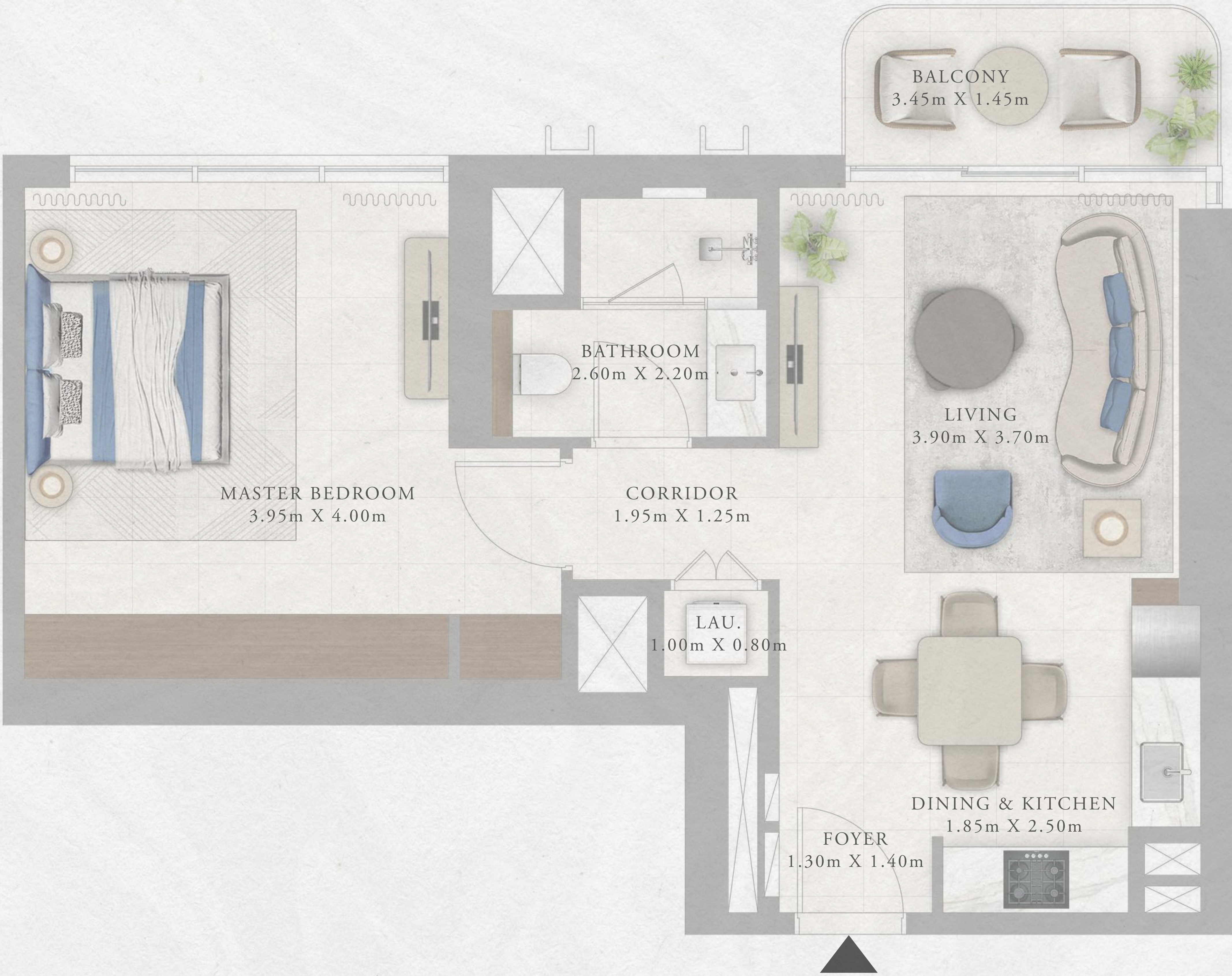
LEVELS 10-19		UNIT 01
SUITE AREA	674.68 SQ.FT.	62.68 SQ.M.
BALCONY AREA	56.40 SQ.FT.	5.24 SQ.M.
TOTAL AREA	731.08 SQ.FT.	67.92 SQ.M.

KEY PLAN

LEVELS 02-09 & 10-19



KEY SECTION



Disclaimer : All dimensions are in imperial and metric, and measured from finish to finish excluding construction tolerances. 2. All materials, dimensions, and drawings are approximate only. 3. Information is subject to change without notice, at developer's absolute discretion. 4. Actual area may vary from the stated area. 5. Drawings not to scale. 6. All images used are for illustrative purposes only and do not represent the actual size, features, specifications, fittings, and furnishings. 7. The developer reserves the right to make revisions / alterations, at it's absolute discretion, without any liability whatsoever.



TOWER 2

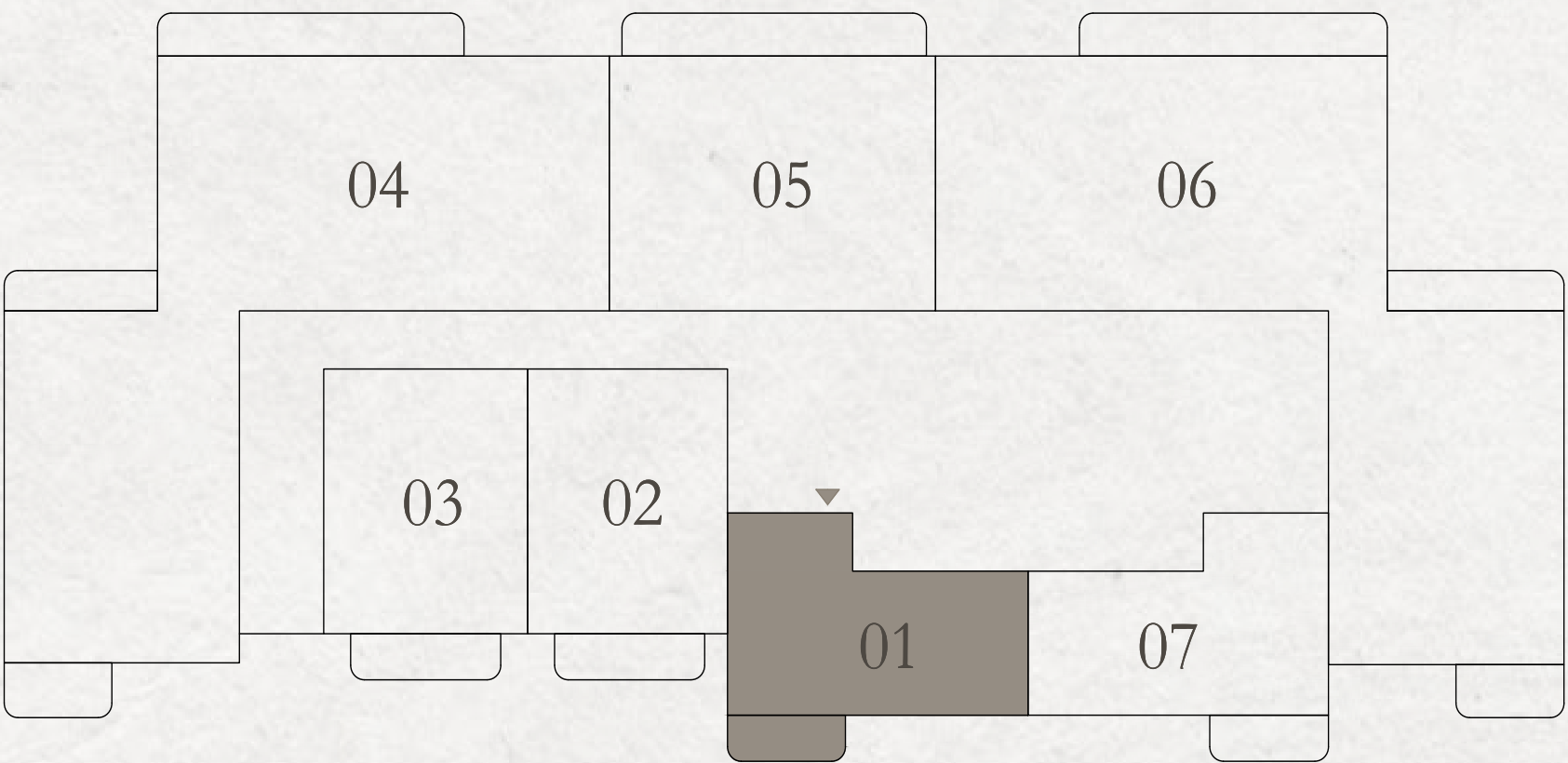
1 BEDROOM TYPE A

LEVEL 20-22      UNIT 01

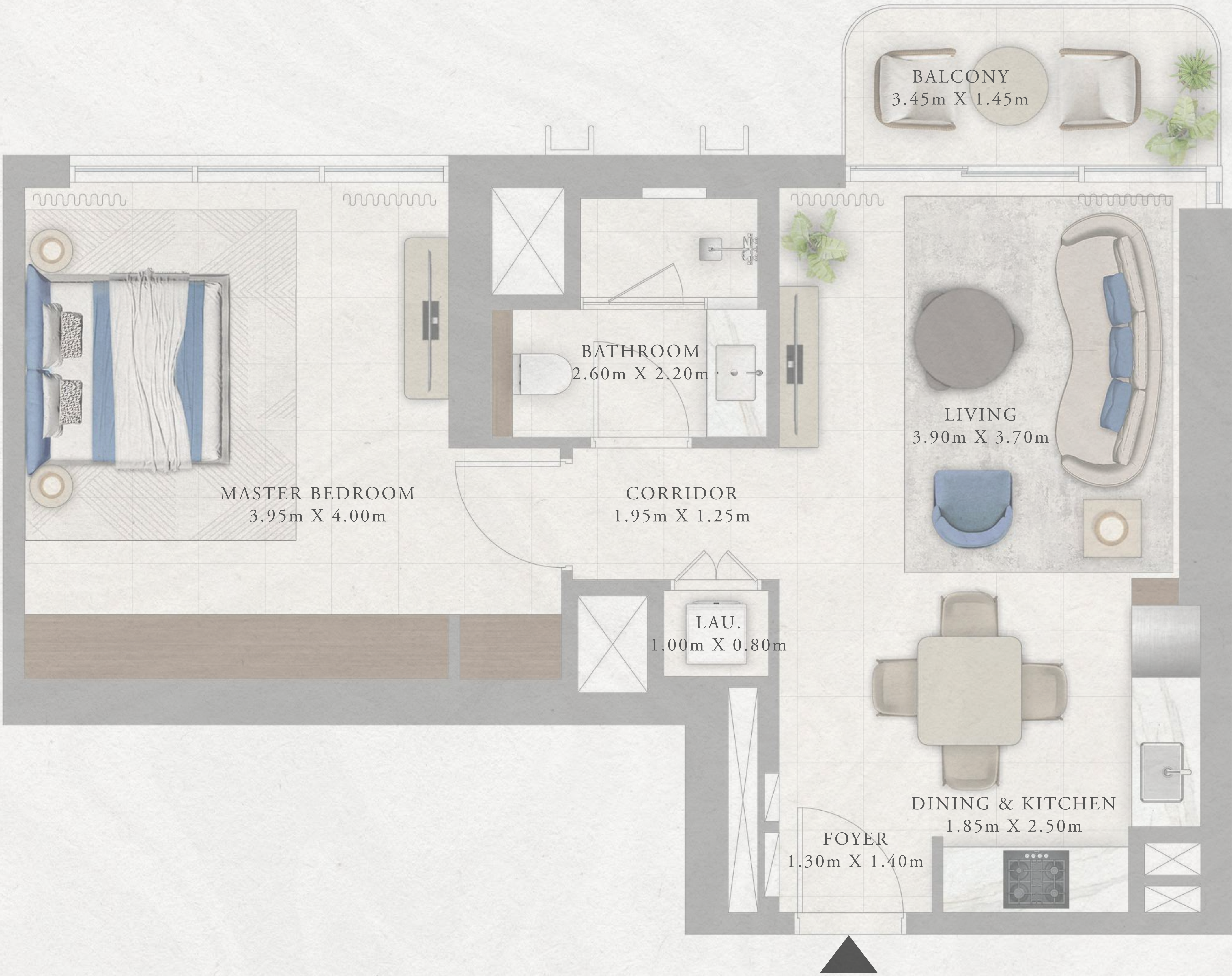

SUITE AREA	674.68 SQ.FT.	62.68 SQ.M.
BALCONY AREA	56.40 SQ.FT.	5.24 SQ.M.
TOTAL AREA	731.08 SQ.FT.	67.92 SQ.M.

KEY PLAN

LEVEL 20-22



KEY SECTION



Disclaimer : All dimensions are in imperial and metric, and measured from finish to finish excluding construction tolerances. 2. All materials, dimensions, and drawings are approximate only. 3. Information is subject to change without notice, at developer's absolute discretion. 4. Actual area may vary from the stated area. 5. Drawings not to scale. 6. All images used are for illustrative purposes only and do not represent the actual size, features, specifications, fittings, and furnishings. 7. The developer reserves the right to make revisions / alterations, at it's absolute discretion, without any liability whatsoever.



TOWER 2

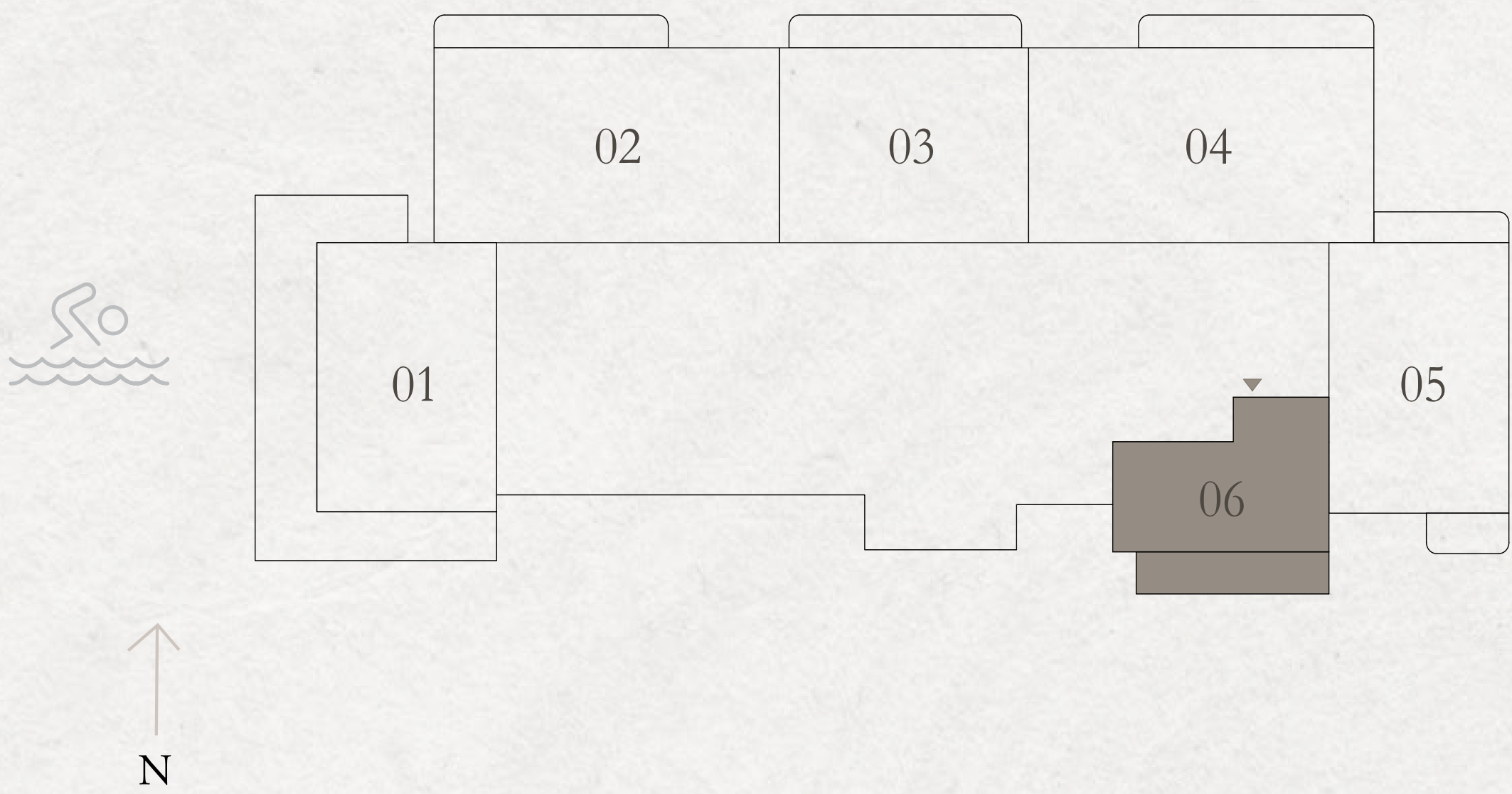
1 BEDROOM TYPE D

LEVEL 01      UNIT 06


SUITE AREA	631.63 SQ.FT.	58.68 SQ.M.
BALCONY AREA	188.15 SQ.FT.	17.48 SQ.M.
TOTAL AREA	819.78 SQ.FT.	76.16 SQ.M.

KEY PLAN

LEVEL 01



KEY SECTION



Disclaimer : All dimensions are in imperial and metric, and measured from finish to finish excluding construction tolerances. 2. All materials, dimensions, and drawings are approximate only. 3. Information is subject to change without notice, at developer's absolute discretion. 4. Actual area may vary from the stated area. 5. Drawings not to scale. 6. All images used are for illustrative purposes only and do not represent the actual size, features, specifications, fittings, and furnishings. 7. The developer reserves the right to make revisions / alterations, at it's absolute discretion, without any liability whatsoever.



TOWER 2

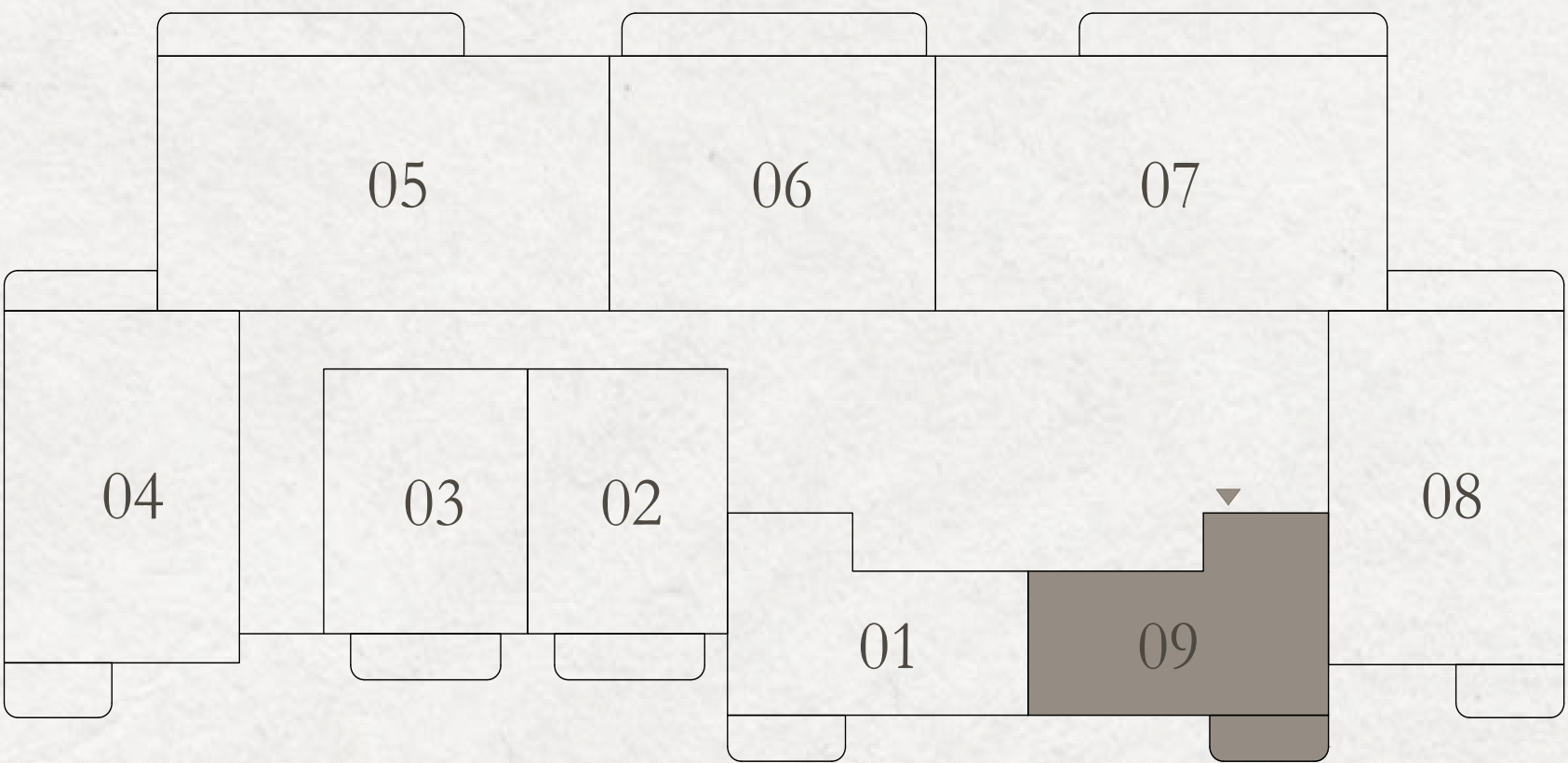
1 BEDROOM TYPE A-M

LEVELS 02-09		UNIT 09
SUITE AREA	667.36 SQ.FT.	62.00 SQ.M.
BALCONY AREA	56.62 SQ.FT.	5.26 SQ.M.
TOTAL AREA	723.98 SQ.FT.	67.26 SQ.M.

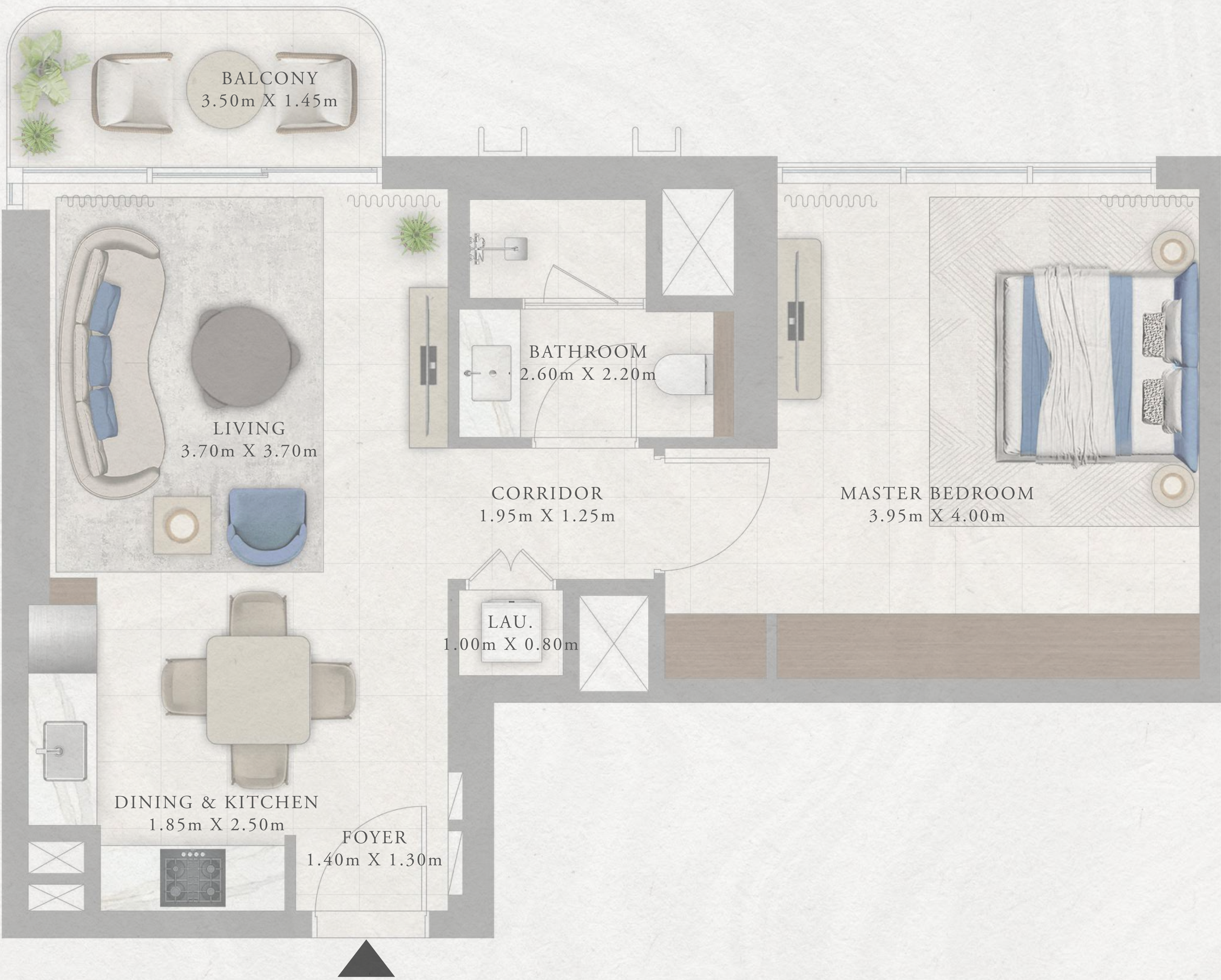
LEVELS 10-19		UNIT 09
SUITE AREA	672.74 SQ.FT.	62.50 SQ.M.
BALCONY AREA	56.62 SQ.FT.	5.26 SQ.M.
TOTAL AREA	729.36 SQ.FT.	67.76 SQ.M.

KEY PLAN

LEVELS 02-09 & 10-19



KEY SECTION



Disclaimer : All dimensions are in imperial and metric, and measured from finish to finish excluding construction tolerances. 2. All materials, dimensions, and drawings are approximate only. 3. Information is subject to change without notice, at developer's absolute discretion. 4. Actual area may vary from the stated area. 5. Drawings not to scale. 6. All images used are for illustrative purposes only and do not represent the actual size, features, specifications, fittings, and furnishings. 7. The developer reserves the right to make revisions / alterations, at it's absolute discretion, without any liability whatsoever.



TOWER 2

1 BEDROOM TYPE A-M


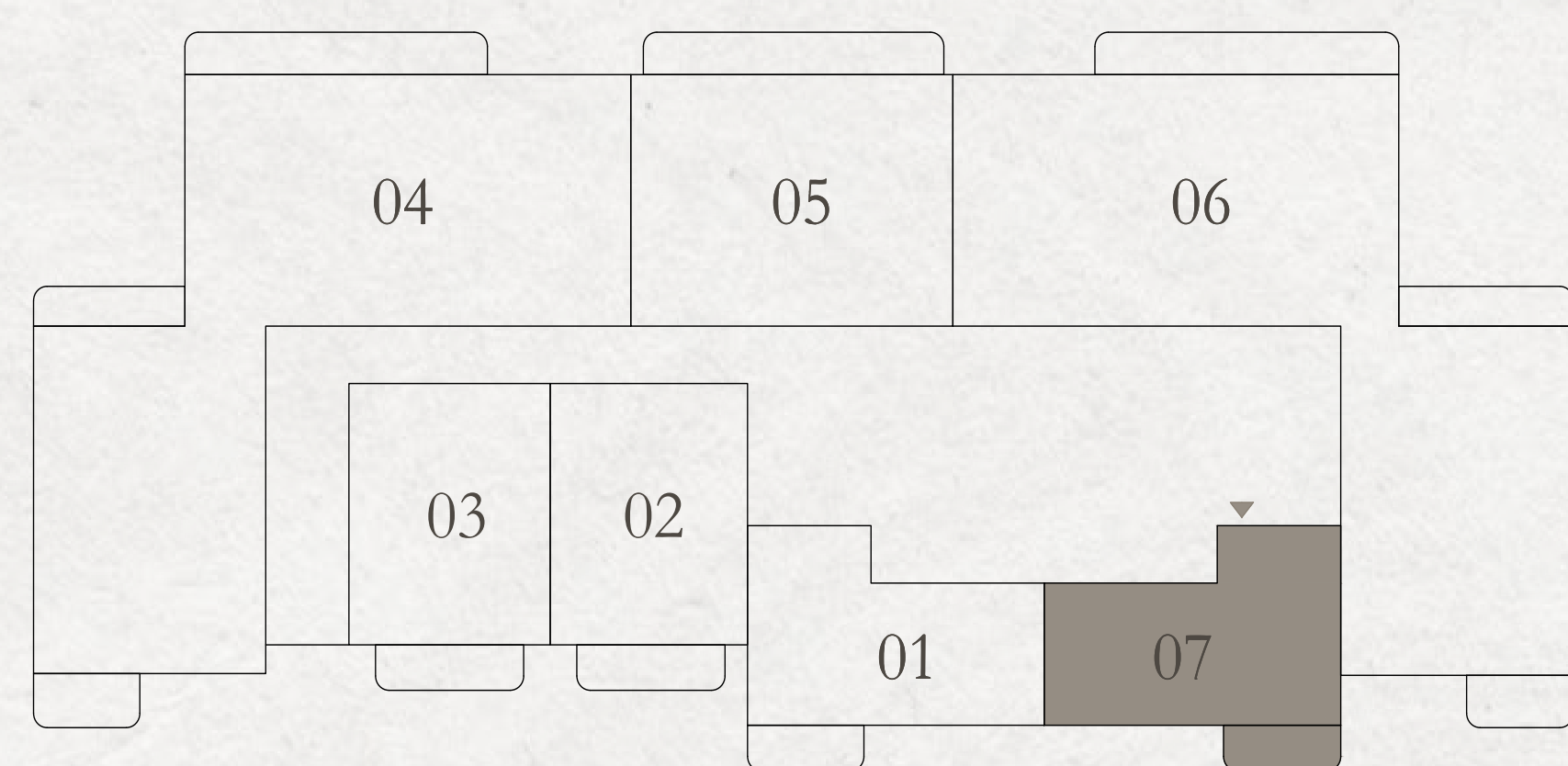

LEVEL 20-22

UNIT 07

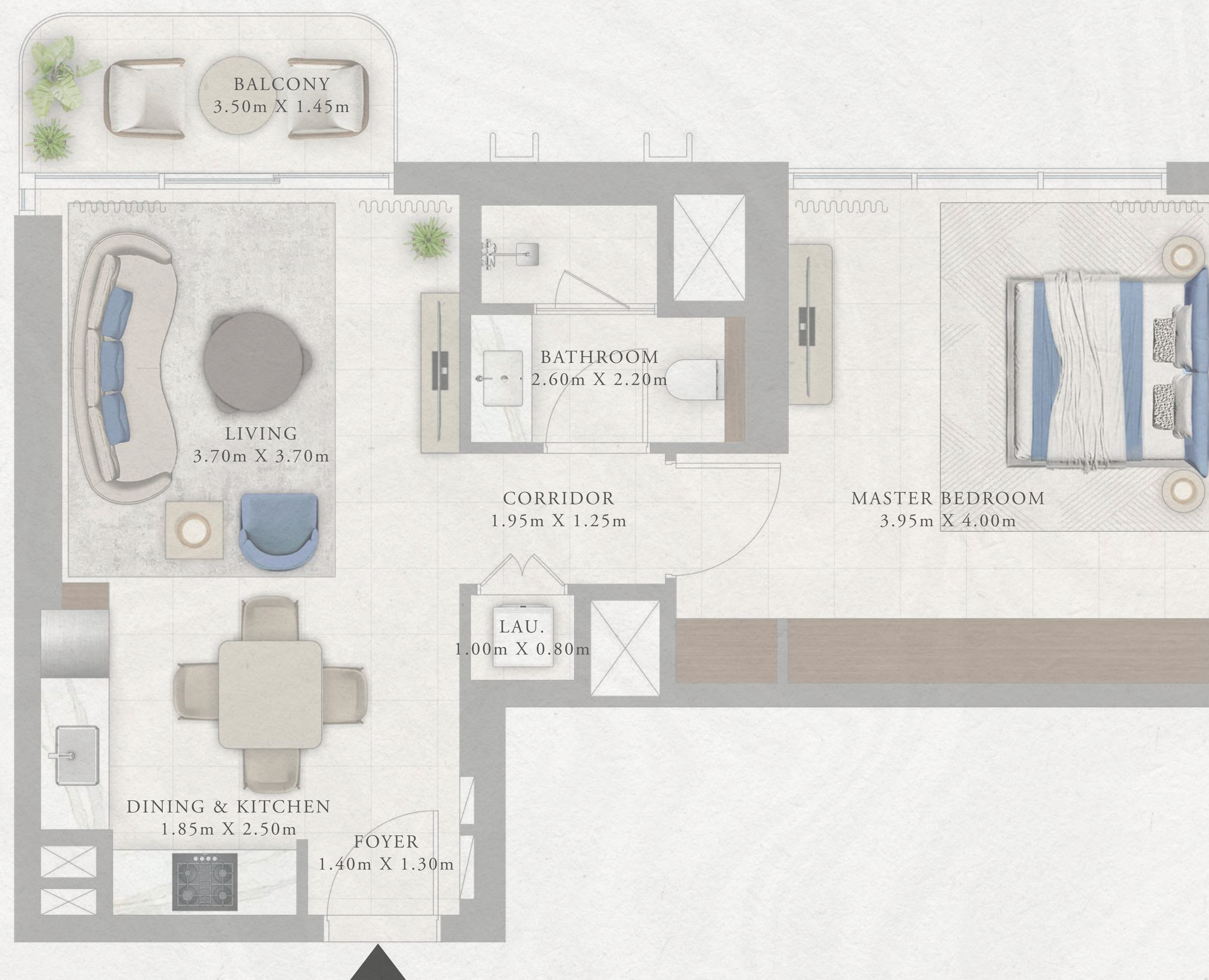

SUITE AREA	672.74 SQ.FT.	62.50 SQ.M.
BALCONY AREA	56.62 SQ.FT.	5.26 SQ.M.
TOTAL AREA	729.36 SQ.FT.	67.76 SQ.M.

KEY PLAN

LEVEL 20-22



KEY SECTION





TOWER 2

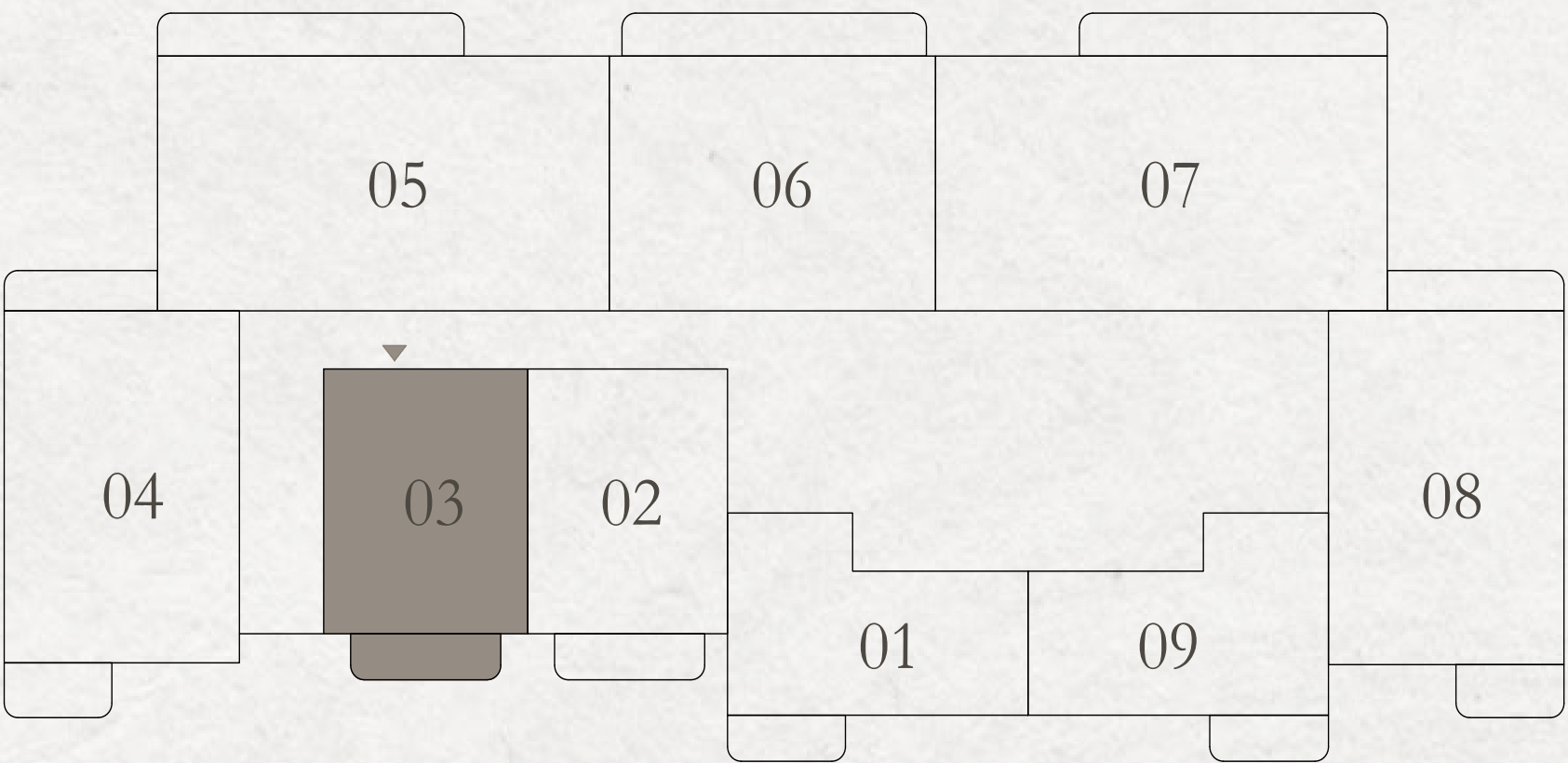
1 BEDROOM TYPE B

LEVELS 02-09		UNIT 03
SUITE AREA	703.96 SQ.FT.	65.40 SQ.M.
BALCONY AREA	81.16 SQ.FT.	7.54 SQ.M.
TOTAL AREA	785.12 SQ.FT.	72.94 SQ.M.

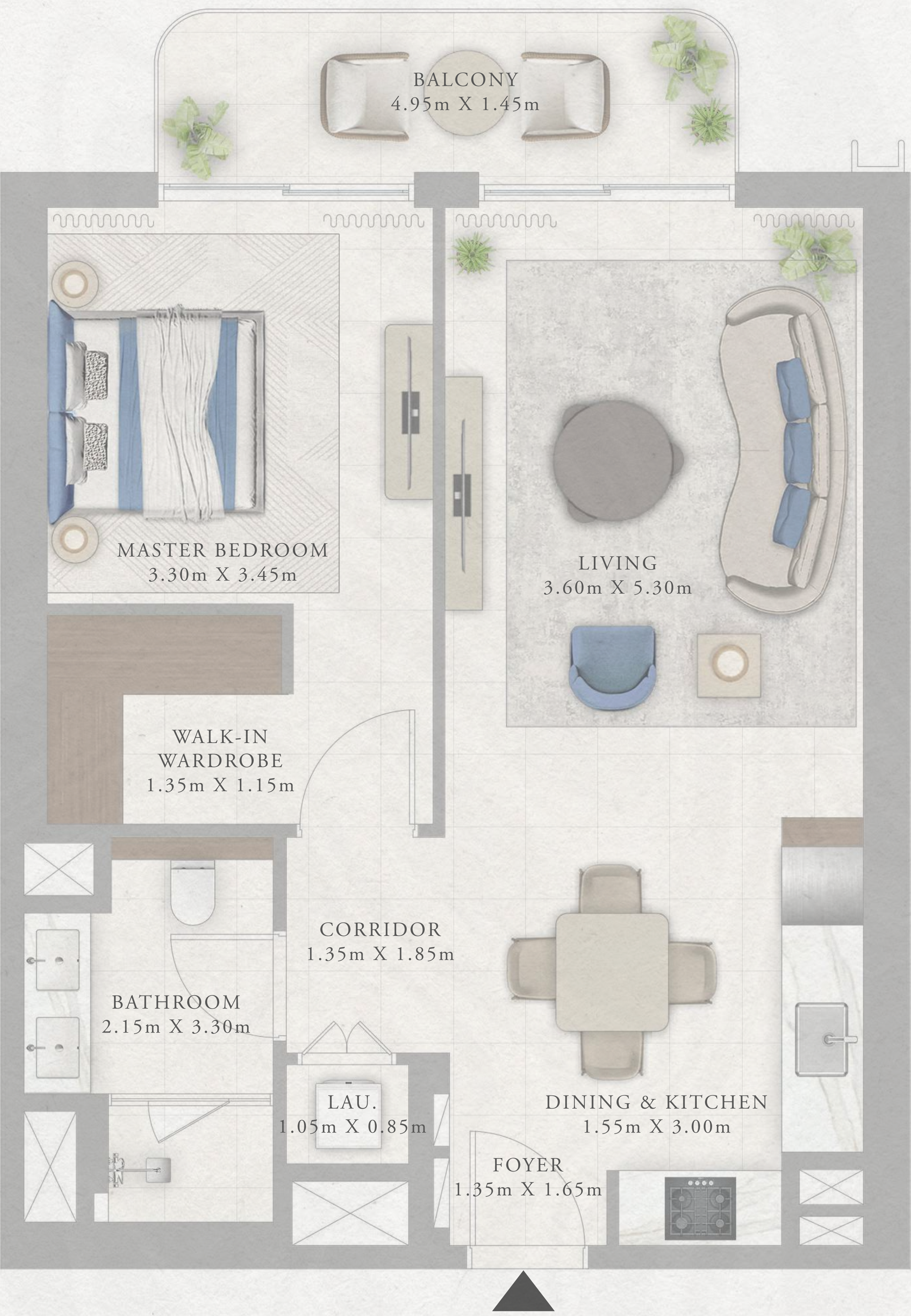

LEVELS 10-19		UNIT 03
SUITE AREA	709.99 SQ.FT.	65.96 SQ.M.
BALCONY AREA	81.16 SQ.FT.	7.54 SQ.M.
TOTAL AREA	791.15 SQ.FT.	73.50 SQ.M.

KEY PLAN

LEVELS 02-09 & 10-19



KEY SECTION



Disclaimer : All dimensions are in imperial and metric, and measured from finish to finish excluding construction tolerances. 2. All materials, dimensions, and drawings are approximate only. 3. Information is subject to change without notice, at developer's absolute discretion. 4. Actual area may vary from the stated area. 5. Drawings not to scale. 6. All images used are for illustrative purposes only and do not represent the actual size, features, specifications, fittings, and furnishings. 7. The developer reserves the right to make revisions / alterations, at it's absolute discretion, without any liability whatsoever.



TOWER 2

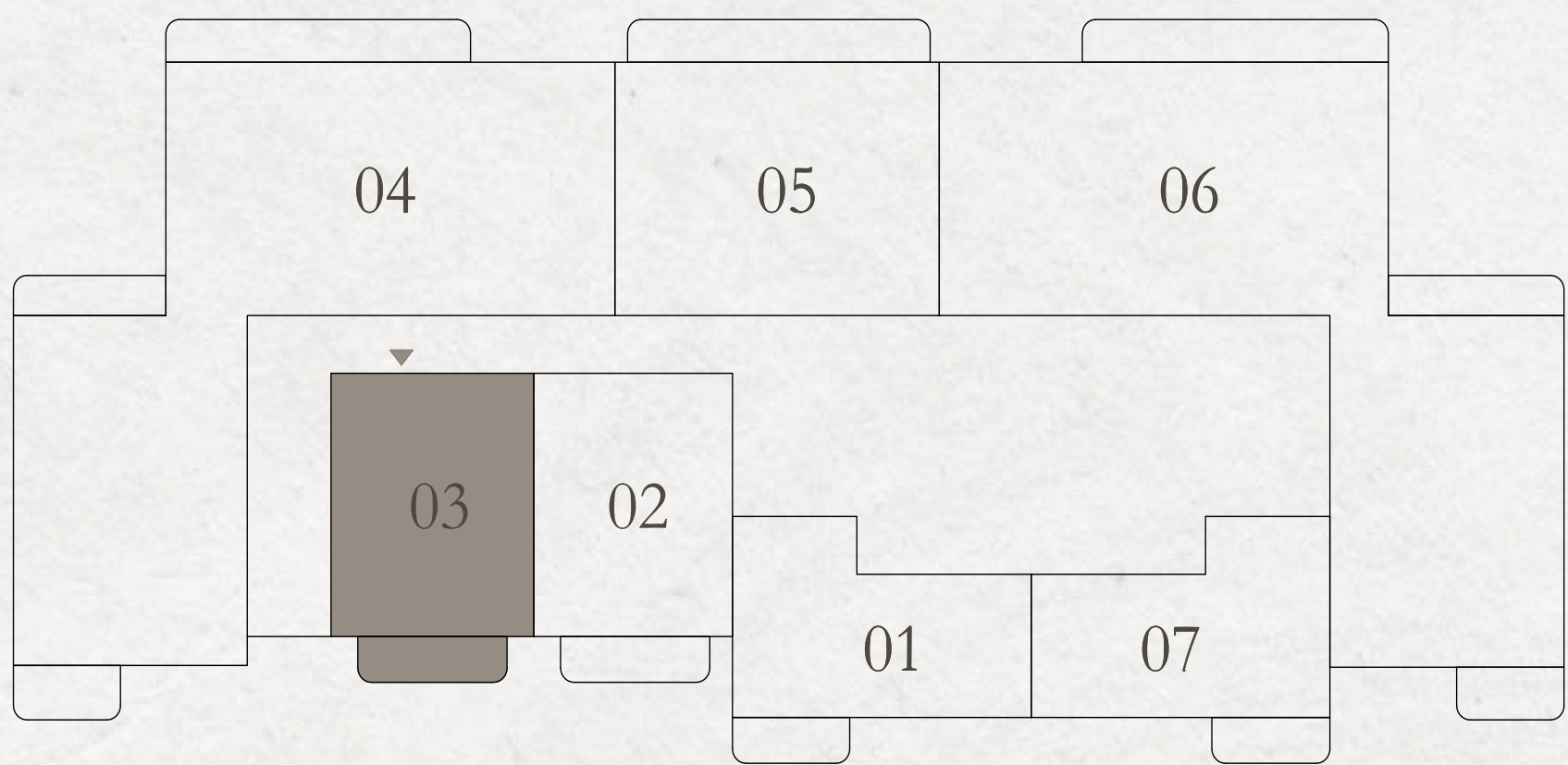
1 BEDROOM TYPE B

LEVEL 20-22      UNIT 03

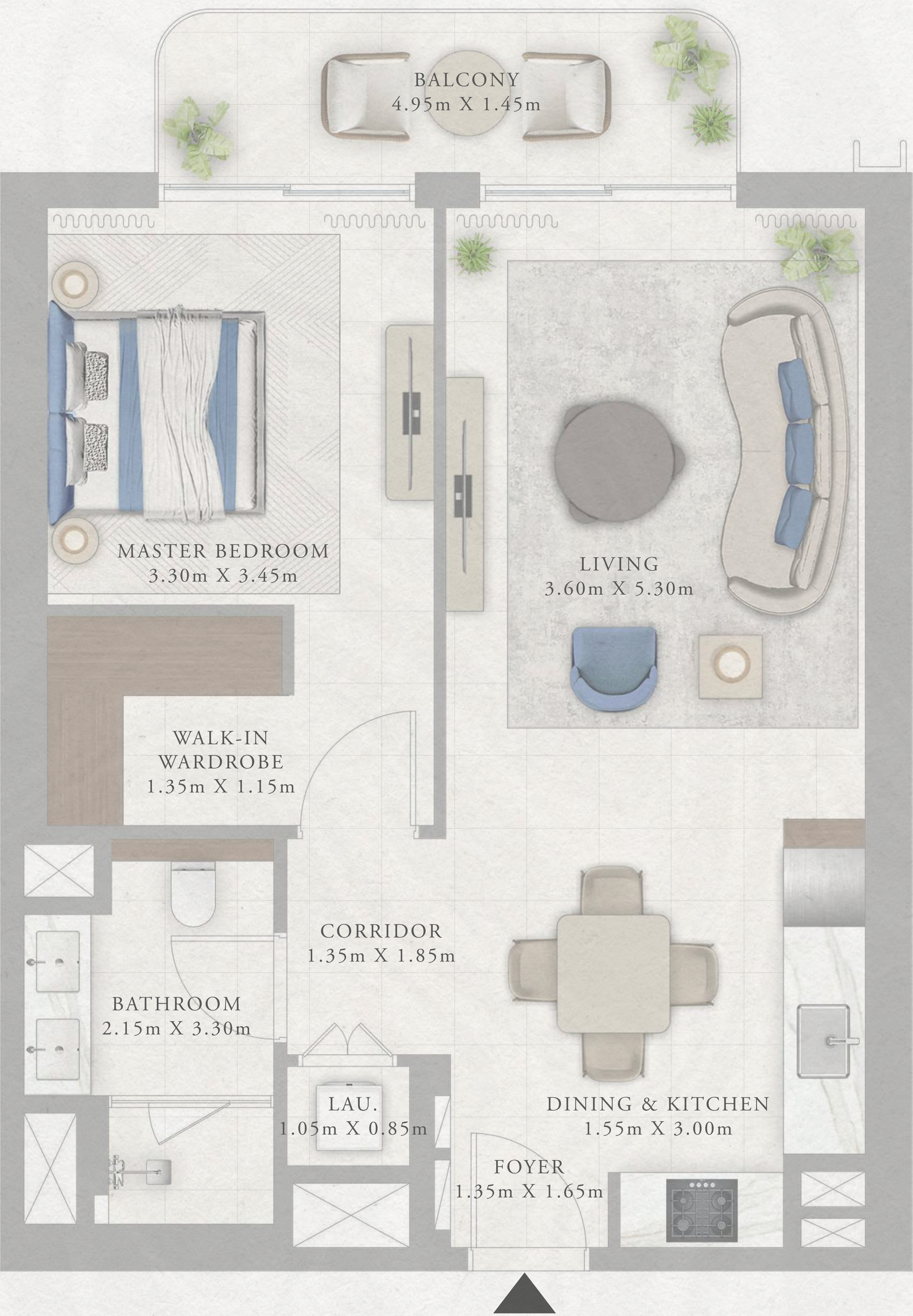

SUITE AREA	709.99 SQ.FT.	65.96 SQ.M.
BALCONY AREA	81.16 SQ.FT.	7.54 SQ.M.
TOTAL AREA	791.15 SQ.FT.	73.50 SQ.M.

KEY PLAN

LEVEL 20-22



KEY SECTION



Disclaimer : All dimensions are in imperial and metric, and measured from finish to finish excluding construction tolerances. 2. All materials, dimensions, and drawings are approximate only. 3. Information is subject to change without notice, at developer's absolute discretion. 4. Actual area may vary from the stated area. 5. Drawings not to scale. 6. All images used are for illustrative purposes only and do not represent the actual size, features, specifications, fittings, and furnishings. 7. The developer reserves the right to make revisions / alterations, at it's absolute discretion, without any liability whatsoever.



TOWER 2

1 BEDROOM TYPE C


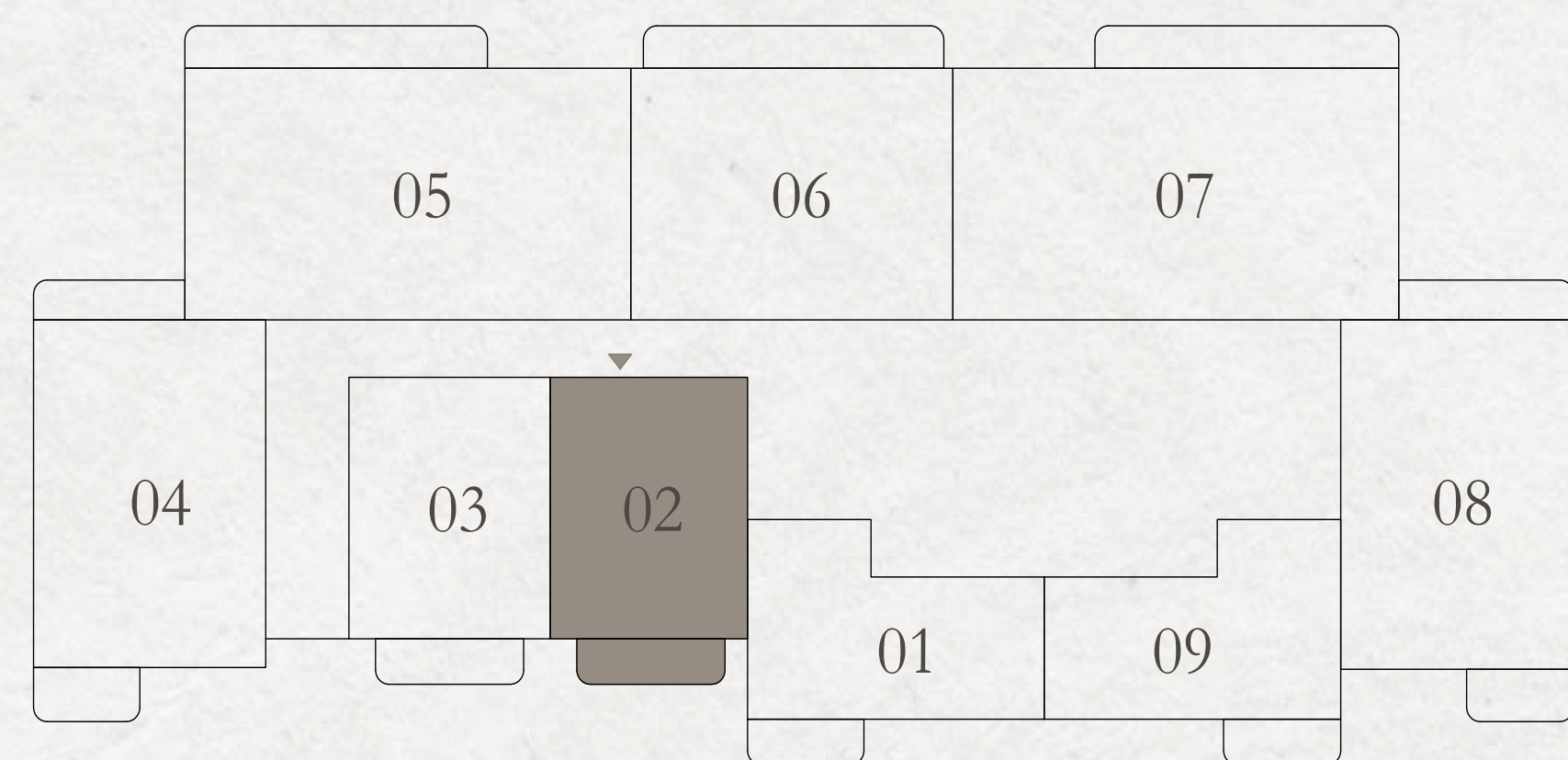

LEVELS 02-09		UNIT 02
SUITE AREA	687.60 SQ.FT.	63.88 SQ.M.
BALCONY AREA	81.16 SQ.FT.	7.54 SQ.M.
TOTAL AREA	768.76 SQ.FT.	71.42 SQ.M.

LEVELS 10-19		UNIT 02
SUITE AREA	686.85 SQ.FT.	63.81 SQ.M.
BALCONY AREA	81.16 SQ.FT.	7.54 SQ.M.
TOTAL AREA	768.01 SQ.FT.	71.35 SQ.M.

KEY PLAN

KEY SECTION

LEVELS 02-09 & 10-19





TOWER 2

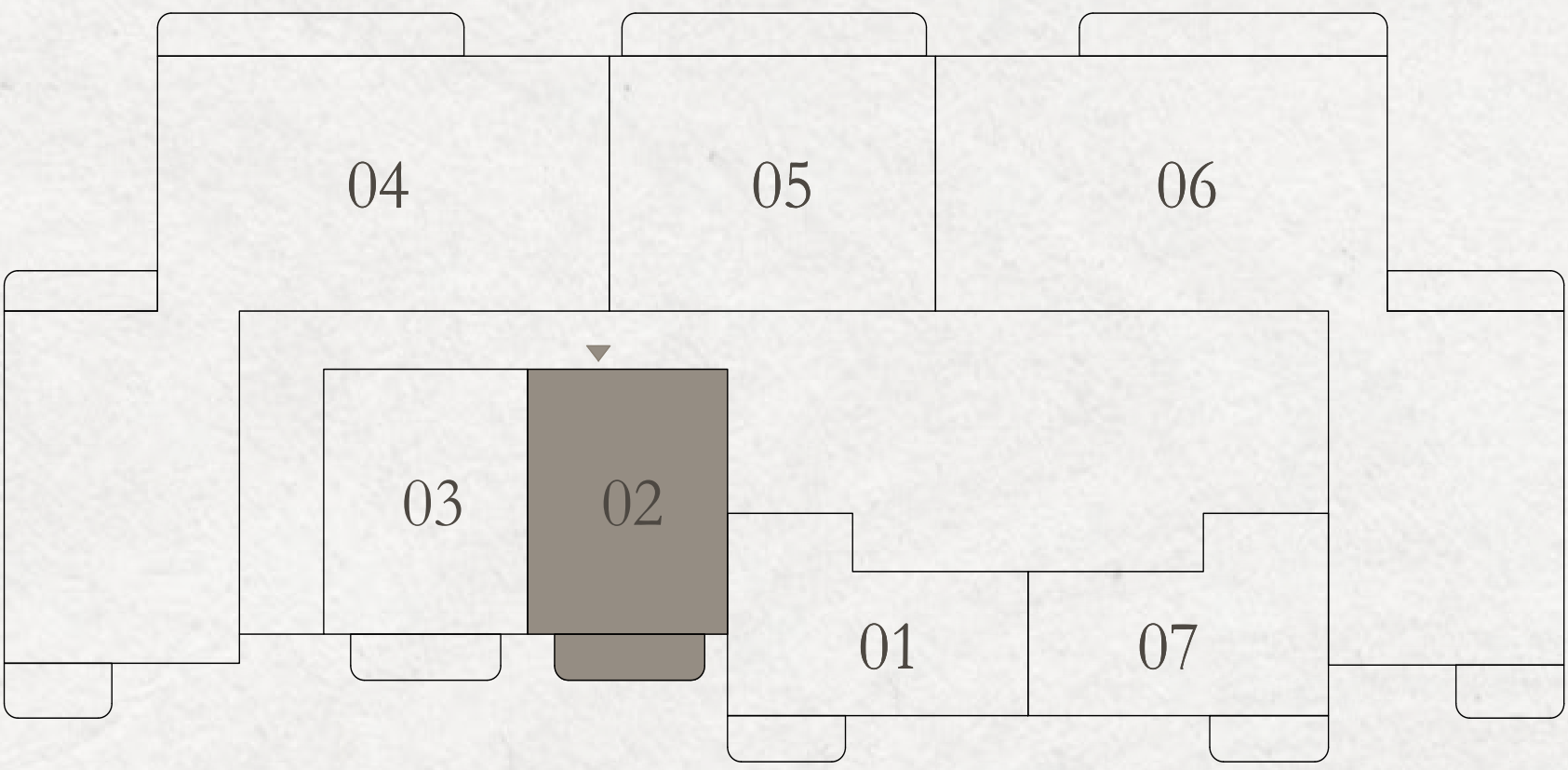

1 BEDROOM TYPE C

LEVEL 20-22      UNIT 02


SUITE AREA	686.85 SQ.FT.	63.81 SQ.M.
BALCONY AREA	81.16 SQ.FT.	7.54 SQ.M.
TOTAL AREA	768.01 SQ.FT.	71.35 SQ.M.

KEY PLAN

LEVEL 20-22



KEY SECTION



Disclaimer : All dimensions are in imperial and metric, and measured from finish to finish excluding construction tolerances. 2. All materials, dimensions, and drawings are approximate only. 3. Information is subject to change without notice, at developer's absolute discretion. 4. Actual area may vary from the stated area. 5. Drawings not to scale. 6. All images used are for illustrative purposes only and do not represent the actual size, features, specifications, fittings, and furnishings. 7. The developer reserves the right to make revisions / alterations, at it's absolute discretion, without any liability whatsoever.



TOWER 2

2 BEDROOM TYPE A




LEVEL 01

UNIT 01


SUITE AREA	1083.28 SQ.FT.	100.64 SQ.M.
BALCONY AREA	842.28 SQ.FT.	78.25 SQ.M.
TOTAL AREA	1925.56 SQ.FT.	178.89 SQ.M.

KEY PLAN

LEVEL 01



KEY SECTION





TOWER 2

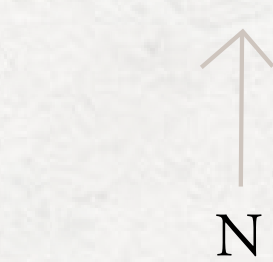
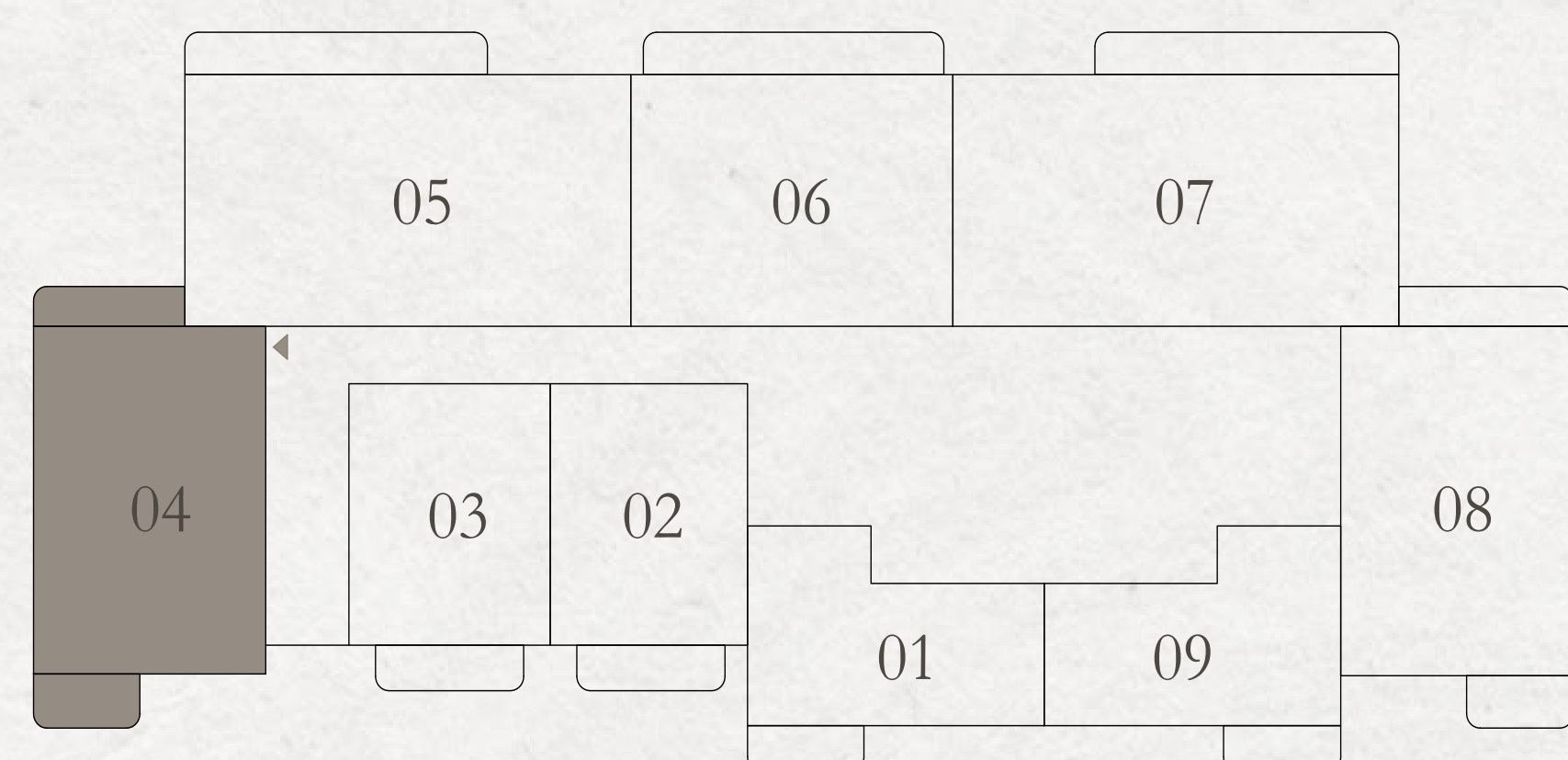

2 BEDROOM TYPE A

LEVELS 02-09	UNIT 04	
SUITE AREA	1078.65 SQ.FT.	100.21 SQ.M.
BALCONY AREA	141.33 SQ.FT.	13.13 SQ.M.
TOTAL AREA	1219.98 SQ.FT.	113.34 SQ.M.


LEVELS 10-19	UNIT 04	
SUITE AREA	1081.45 SQ.FT.	100.47 SQ.M.
BALCONY AREA	141.33 SQ.FT.	13.13 SQ.M.
TOTAL AREA	1222.78 SQ.FT.	113.60 SQ.M.

KEY PLAN

LEVELS 02-09 & 10-19



KEY SECTION





TOWER 2

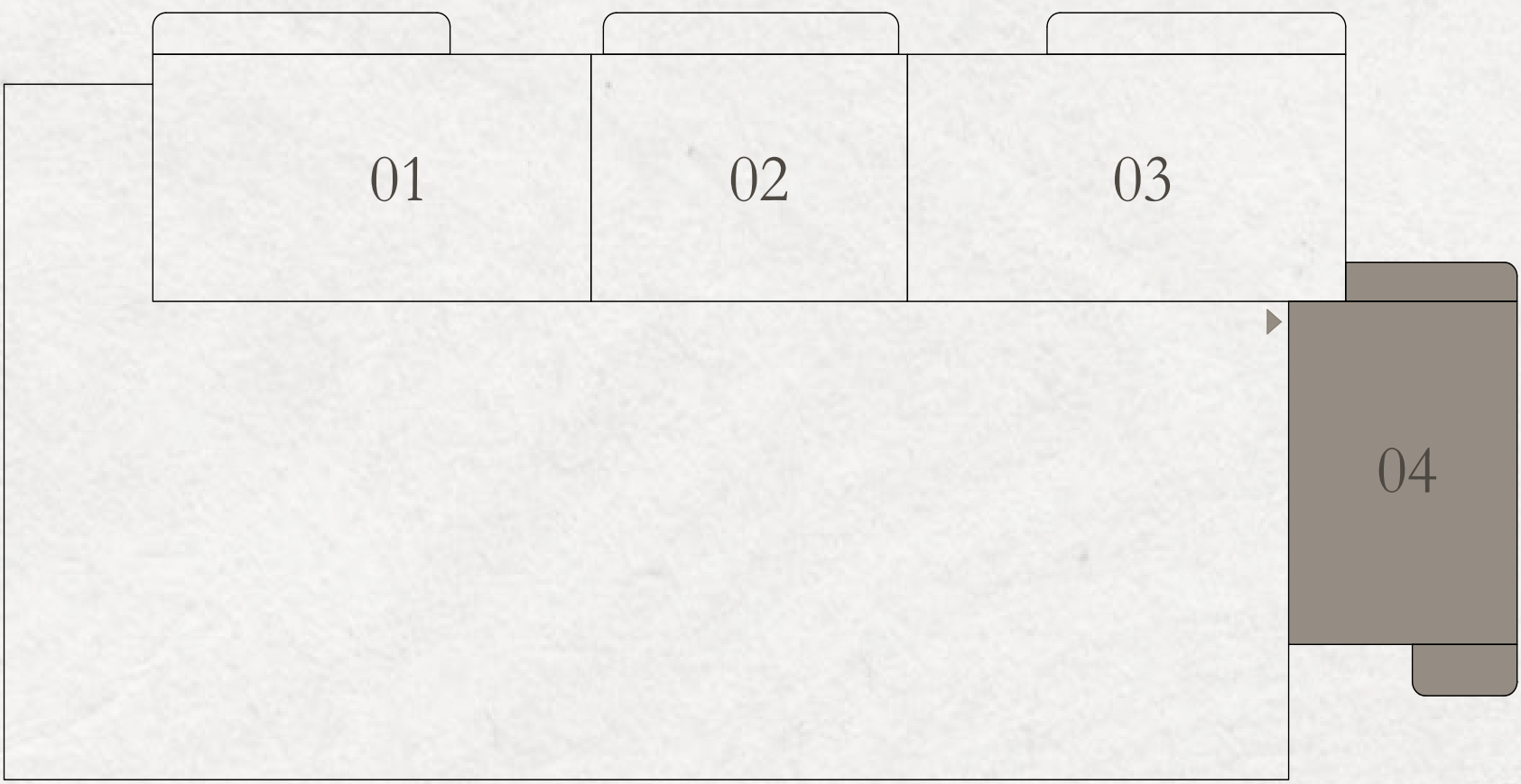
2 BEDROOM TYPE A-M

PODIUM                      UNIT 04


SUITE AREA	1065.52 SQ.FT.	98.99 SQ.M.
BALCONY AREA	157.37 SQ.FT.	14.62 SQ.M.
TOTAL AREA	1222.89 SQ.FT.	113.61 SQ.M.

KEY PLAN

PODIUM



KEY SECTION



Disclaimer : All dimensions are in imperial and metric, and measured from finish to finish excluding construction tolerances. 2. All materials, dimensions, and drawings are approximate only. 3. Information is subject to change without notice, at developer's absolute discretion. 4. Actual area may vary from the stated area. 5. Drawings not to scale. 6. All images used are for illustrative purposes only and do not represent the actual size, features, specifications, fittings, and furnishings. 7. The developer reserves the right to make revisions / alterations, at it's absolute discretion, without any liability whatsoever.



TOWER 2

2 BEDROOM TYPE A-M


LEVEL 01

UNIT 05

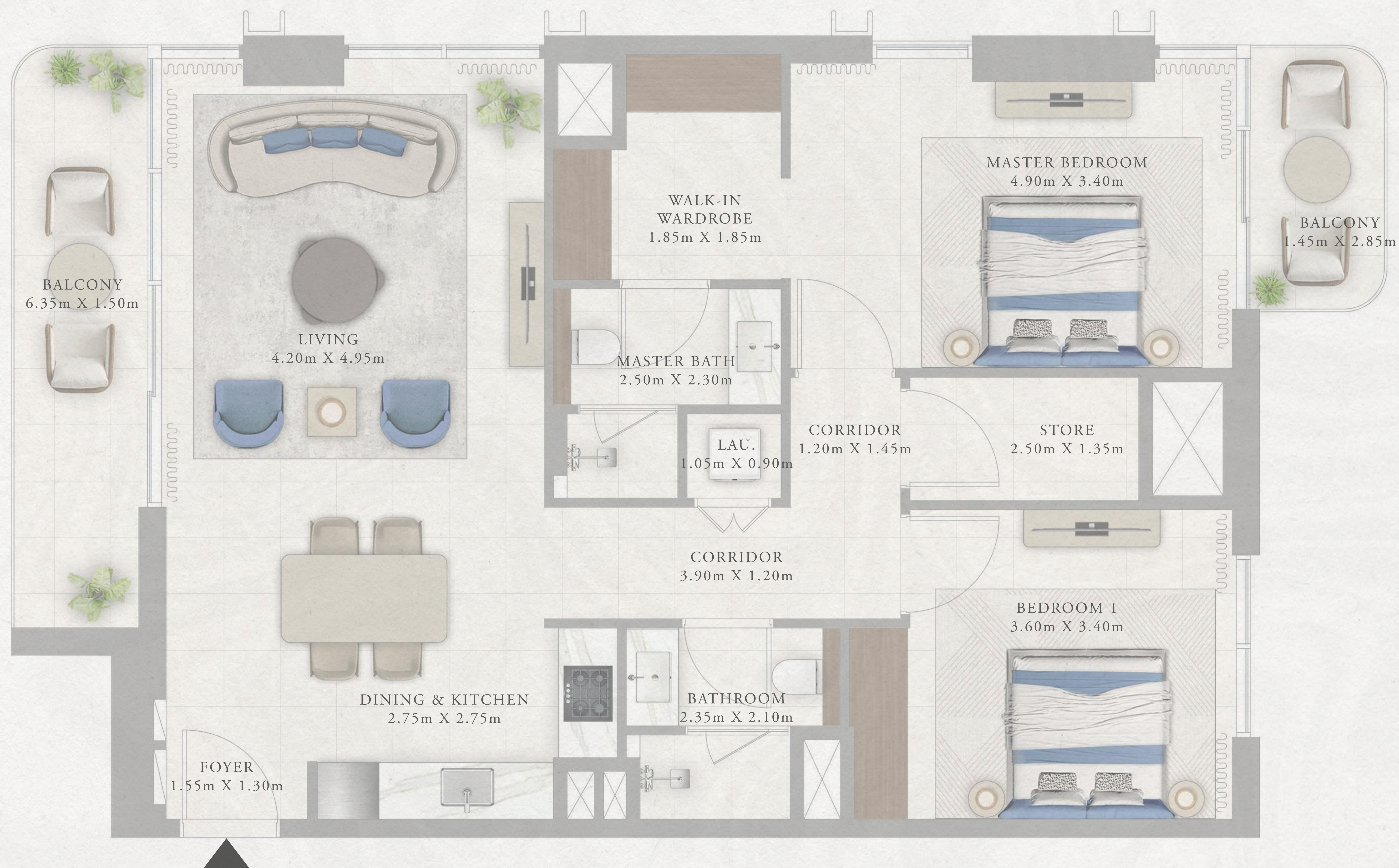

SUITE AREA	1063.90 SQ.FT.	98.84 SQ.M.
BALCONY AREA	157.69 SQ.FT.	14.65 SQ.M.
TOTAL AREA	1221.59 SQ.FT.	113.49 SQ.M.

KEY PLAN

LEVEL 01



KEY SECTION





TOWER 2

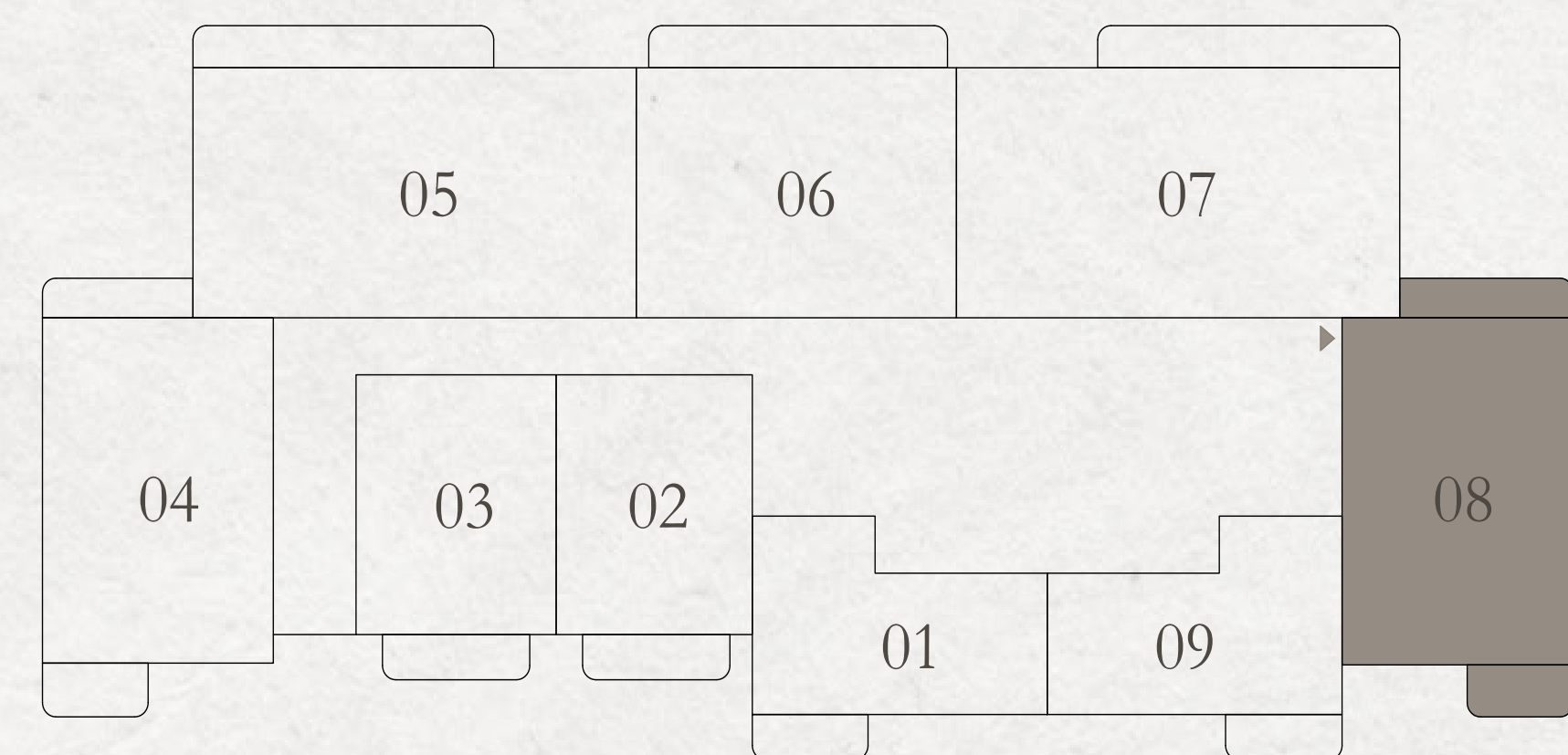

2 BEDROOM TYPE A-M

LEVELS 02-09		UNIT 08
SUITE AREA	1067.24 SQ.FT.	99.15 SQ.M.
BALCONY AREA	155.65 SQ.FT.	14.46 SQ.M.
TOTAL AREA	1222.89 SQ.FT.	113.61 SQ.M.


LEVELS 10-19		UNIT 08
SUITE AREA	1066.17 SQ.FT.	99.05 SQ.M.
BALCONY AREA	155.65 SQ.FT.	14.46 SQ.M.
TOTAL AREA	1221.82 SQ.FT.	113.51 SQ.M.

KEY PLAN

LEVELS 02-09 & 10-19



KEY SECTION





TOWER 2

2 BEDROOM TYPE B

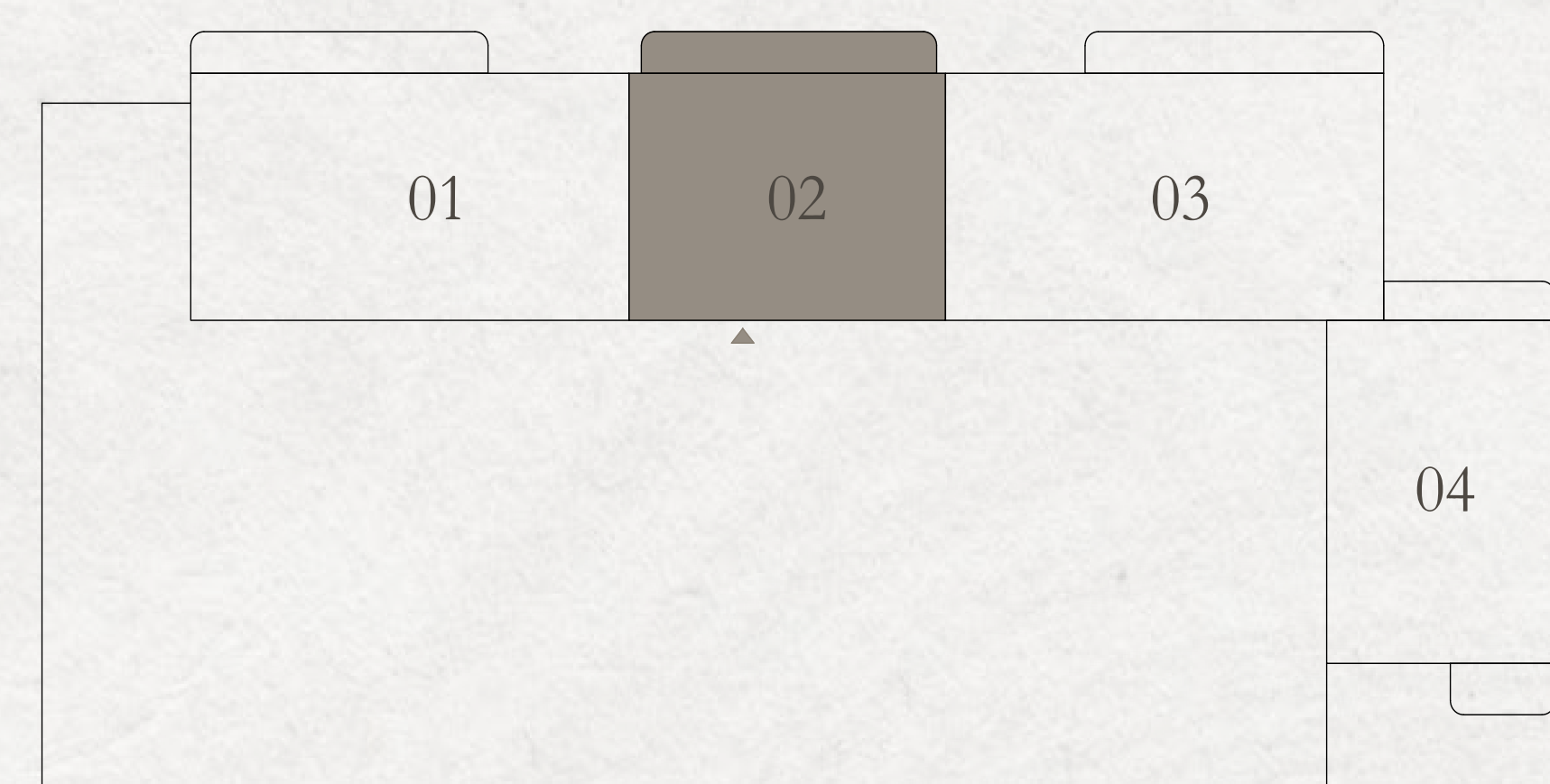

PODIUM

UNIT 02


SUITE AREA	1091.46 SQ.FT.	101.40 SQ.M.
BALCONY AREA	181.26 SQ.FT.	16.84 SQ.M.
TOTAL AREA	1272.72 SQ.FT.	118.24 SQ.M.

KEY PLAN

PODIUM



KEY SECTION





TOWER 2

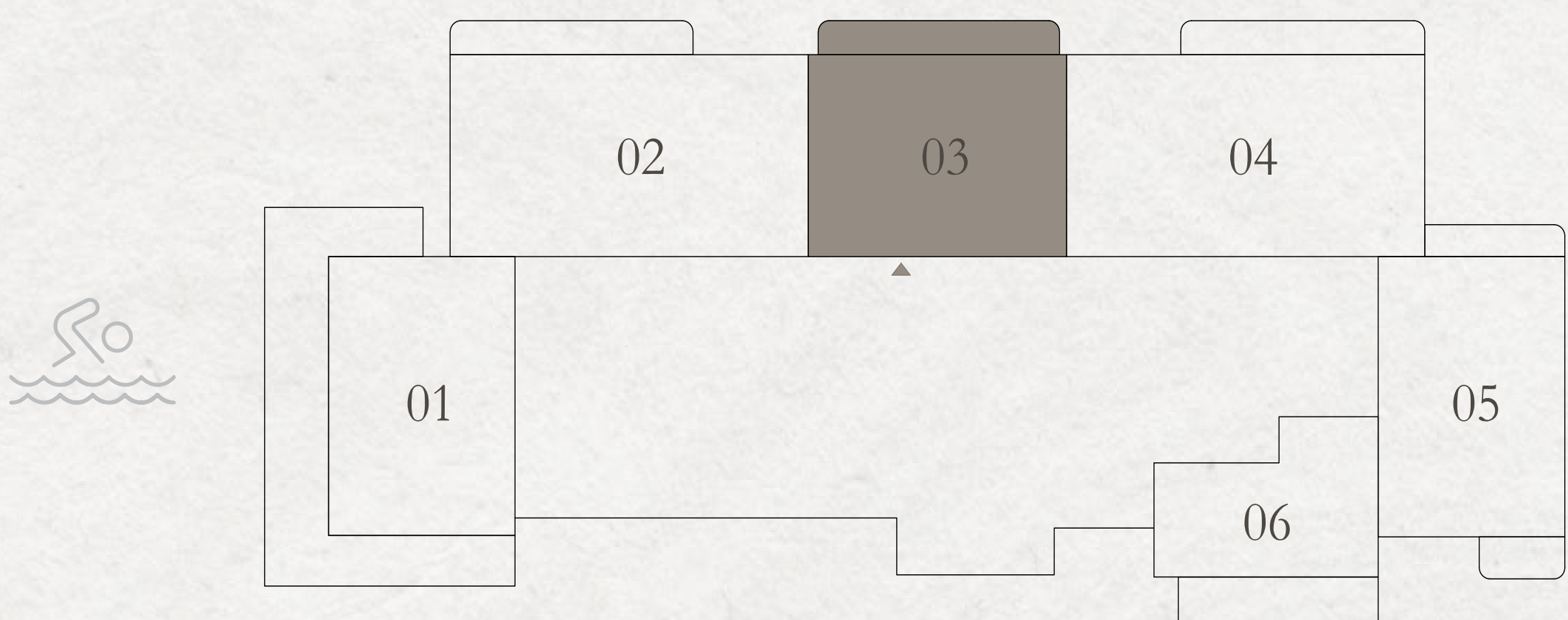

2 BEDROOM TYPE B

LEVEL 01      UNIT 03


SUITE AREA	1091.14 SQ.FT.	101.37 SQ.M.
BALCONY AREA	184.06 SQ.FT.	17.10 SQ.M.
TOTAL AREA	1275.20 SQ.FT.	118.47 SQ.M.

KEY PLAN

LEVEL 01



KEY SECTION



Disclaimer : All dimensions are in imperial and metric, and measured from finish to finish excluding construction tolerances. 2. All materials, dimensions, and drawings are approximate only. 3. Information is subject to change without notice, at developer's absolute discretion. 4. Actual area may vary from the stated area. 5. Drawings not to scale. 6. All images used are for illustrative purposes only and do not represent the actual size, features, specifications, fittings, and furnishings. 7. The developer reserves the right to make revisions / alterations, at it's absolute discretion, without any liability whatsoever.



TOWER 2

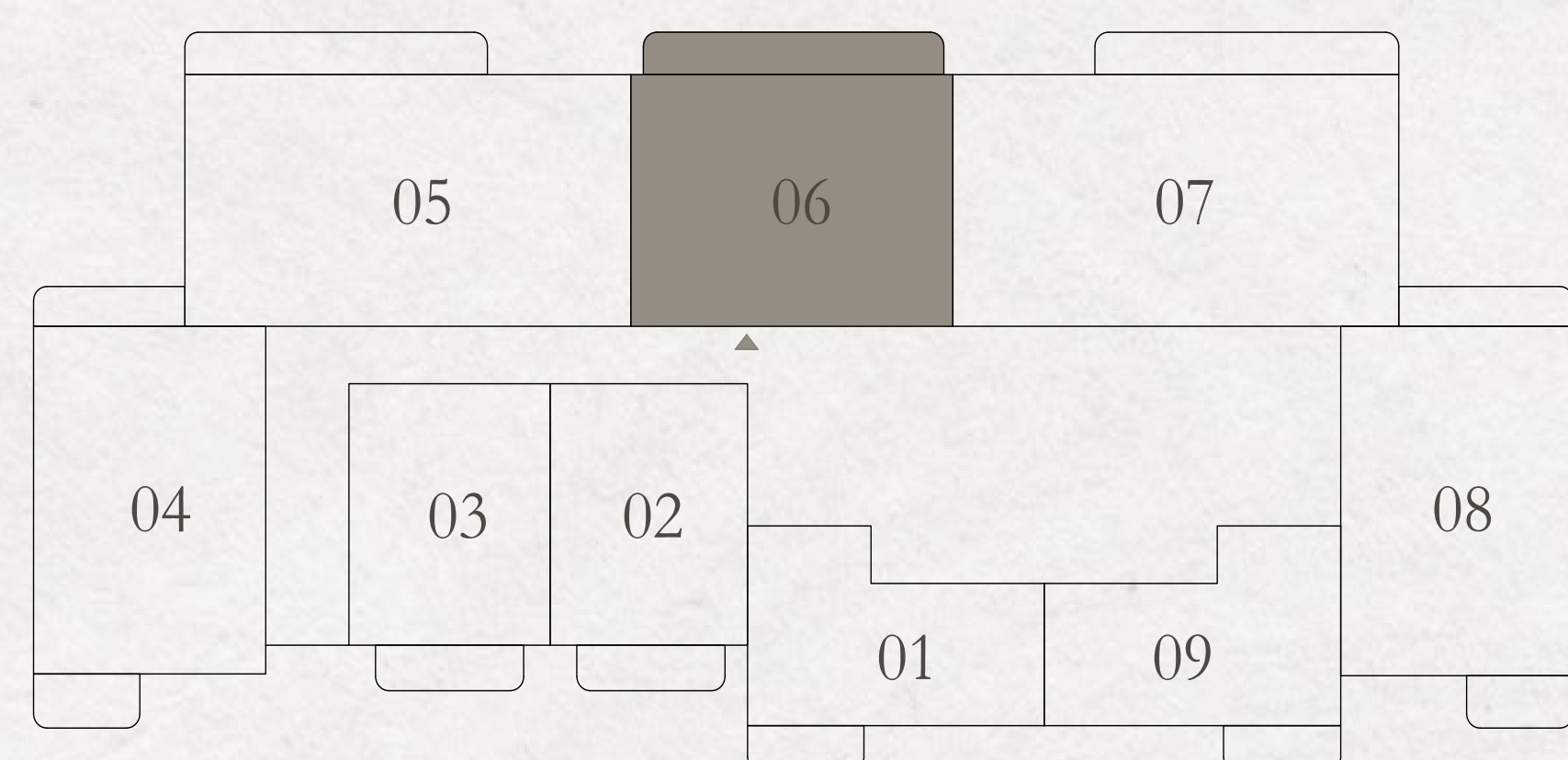

2 BEDROOM TYPE B

	LEVELS 02-09	UNIT 06
SUITE AREA	1091.14 SQ.FT.	101.37 SQ.M.
BALCONY AREA	180.08 SQ.FT.	16.73 SQ.M.
TOTAL AREA	1271.22 SQ.FT.	118.10 SQ.M.

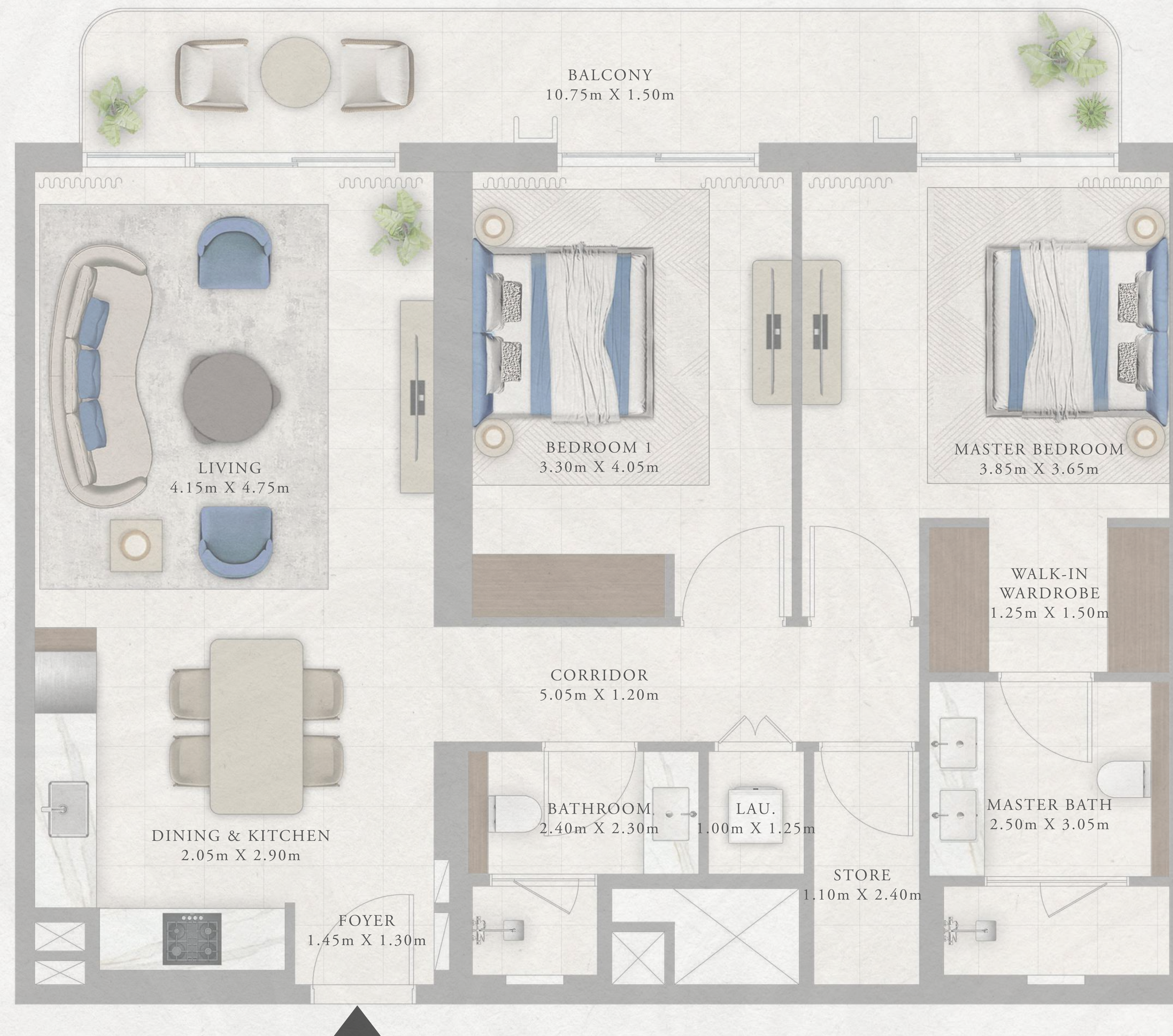

	LEVELS 10-19	UNIT 06
SUITE AREA	1089.42 SQ.FT.	101.21 SQ.M.
BALCONY AREA	180.08 SQ.FT.	16.73 SQ.M.
TOTAL AREA	1269.50 SQ.FT.	117.94 SQ.M.

KEY PLAN

LEVELS 02-09 & 10-19



KEY SECTION





TOWER 2

2 BEDROOM TYPE B


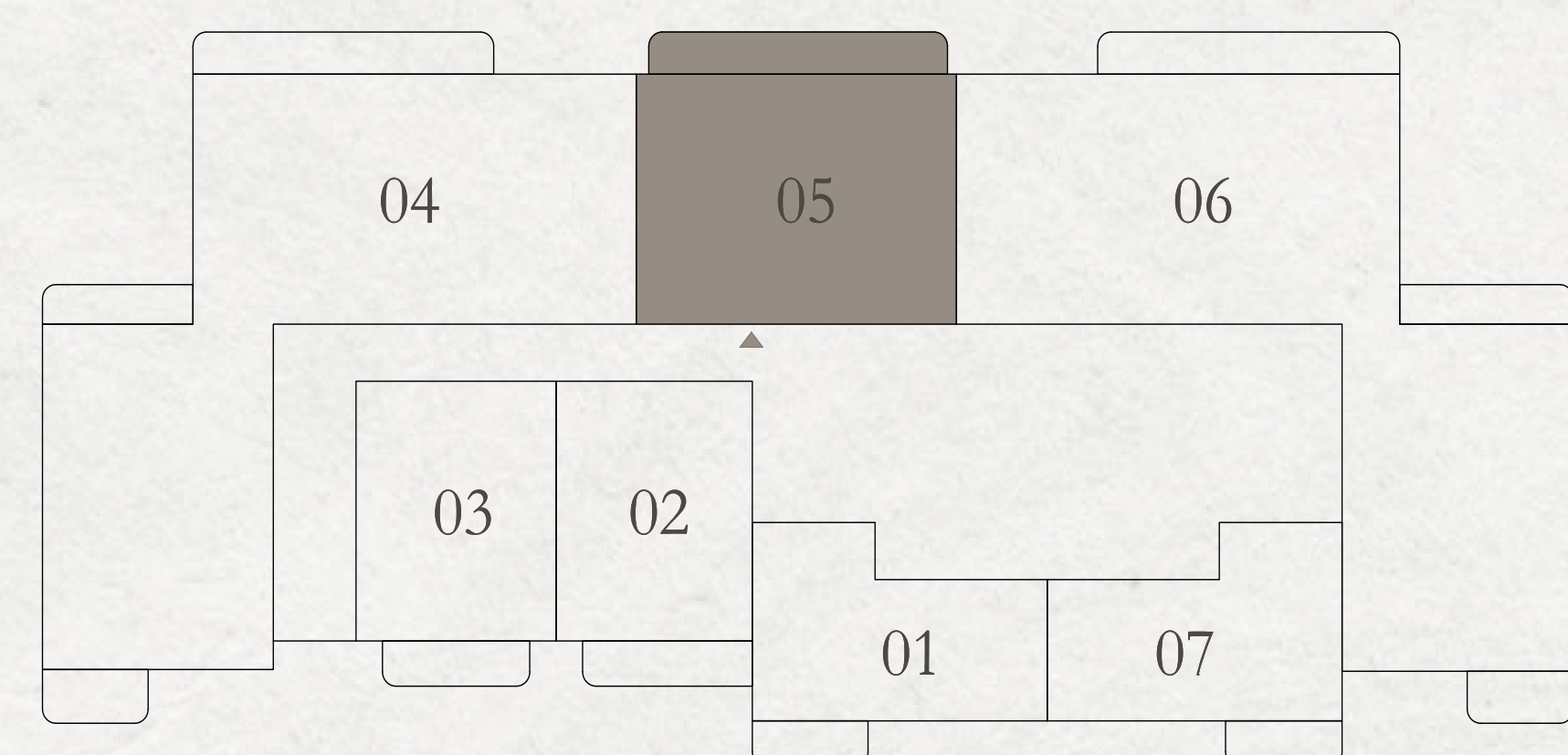

LEVEL 20-22

UNIT 05

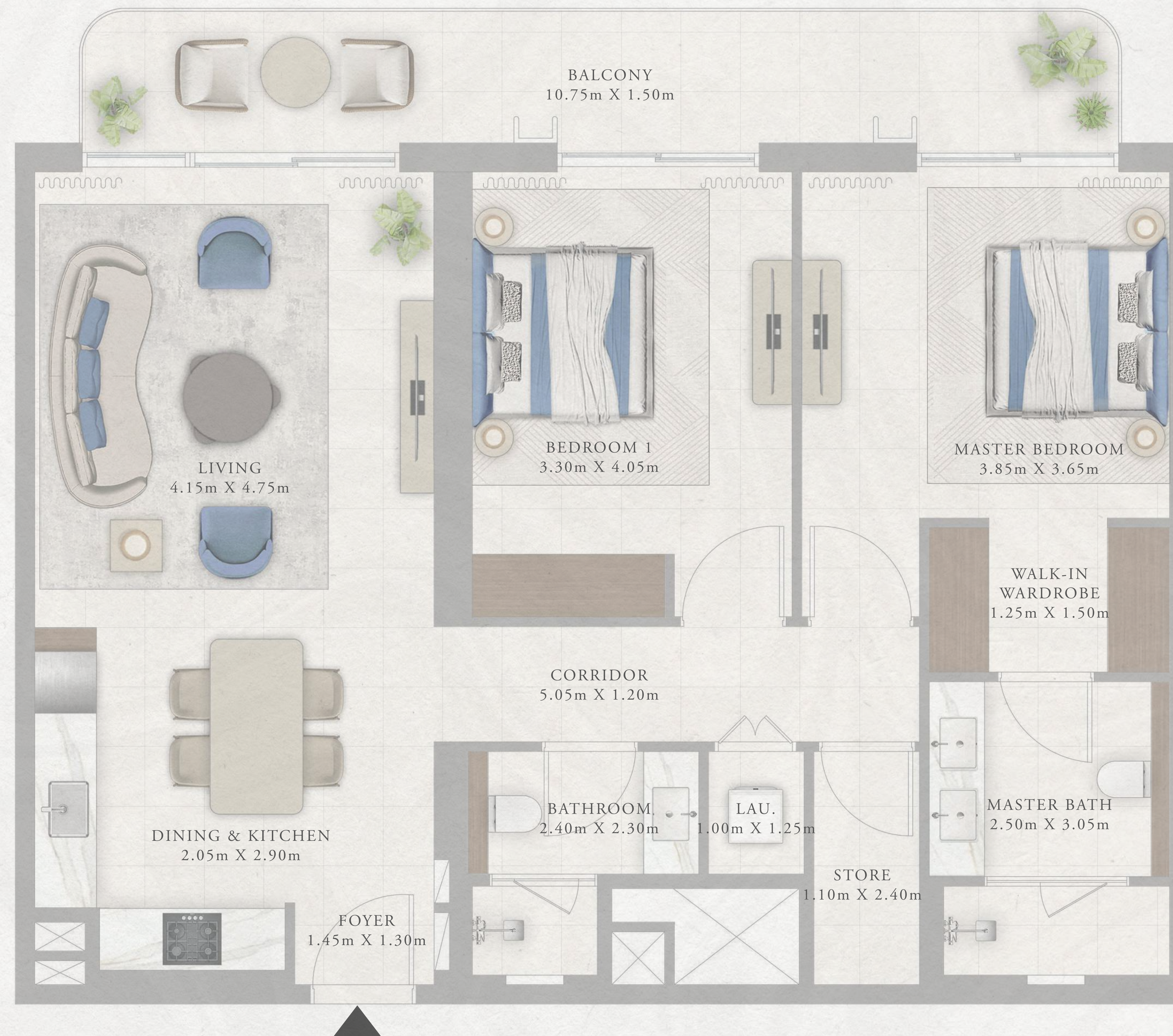

SUITE AREA	1089.42 SQ.FT.	101.21SQ.M.
BALCONY AREA	180.08 SQ.FT.	16.73 SQ.M.
TOTAL AREA	1269.50 SQ.FT.	117.94 SQ.M.

KEY PLAN

LEVEL 20-22



KEY SECTION





TOWER 2

3 BEDROOM TYPE A

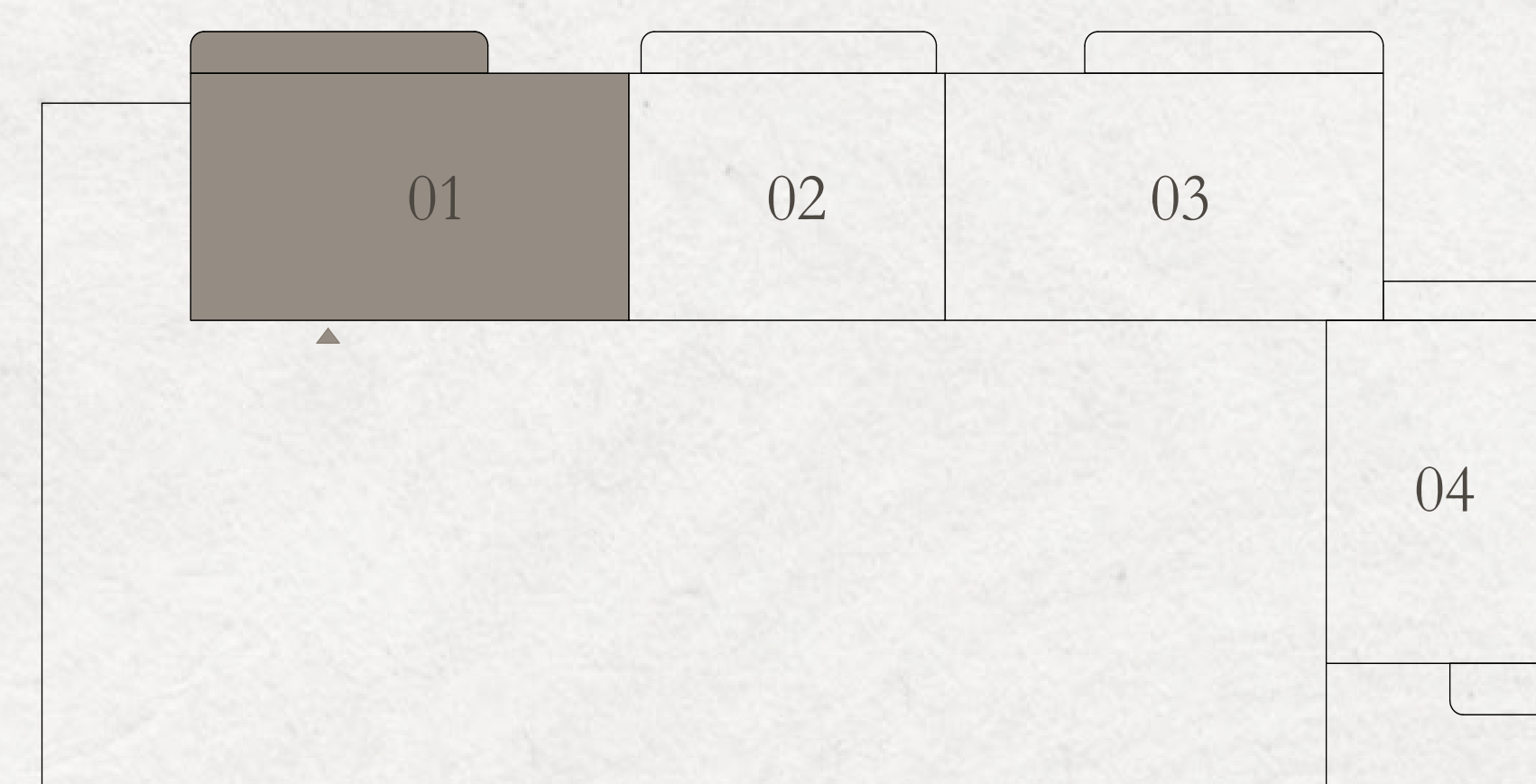

PODIUM

UNIT 01


SUITE AREA	1498.23 SQ.FT.	139.19 SQ.M.
BALCONY AREA	198.38 SQ.FT.	18.43 SQ.M.
TOTAL AREA	1696.61 SQ.FT.	157.62 SQ.M.

KEY PLAN

PODIUM



KEY SECTION





TOWER 2

3 BEDROOM TYPE A


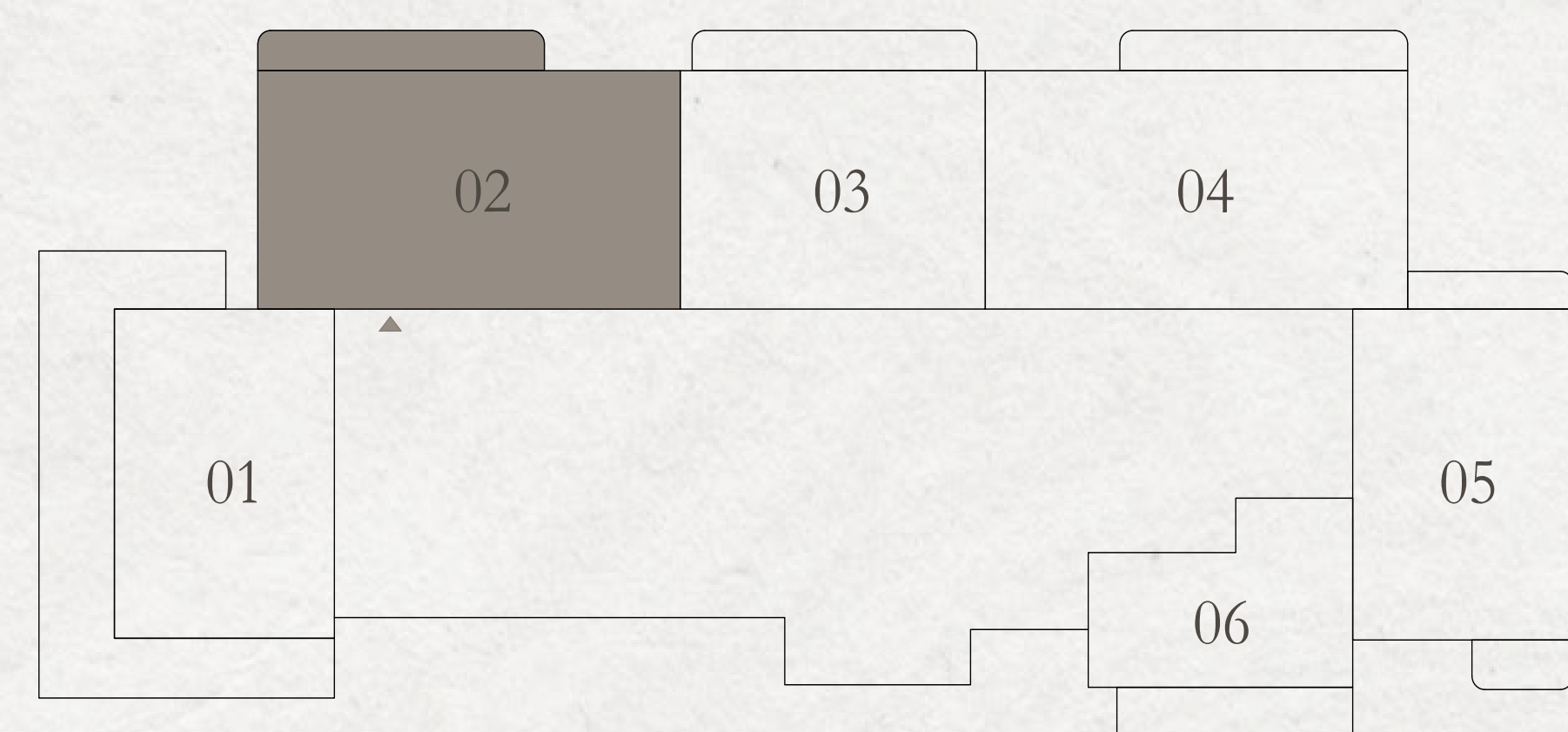

LEVEL 01

UNIT 02


SUITE AREA	1498.66 SQ.FT.	139.23 SQ.M.
BALCONY AREA	198.38 SQ.FT.	18.43 SQ.M.
TOTAL AREA	1697.04 SQ.FT.	157.66 SQ.M.

KEY PLAN

LEVEL 01



KEY SECTION



Disclaimer : All dimensions are in imperial and metric, and measured from finish to finish excluding construction tolerances. 2. All materials, dimensions, and drawings are approximate only. 3. Information is subject to change without notice, at developer's absolute discretion. 4. Actual area may vary from the stated area. 5. Drawings not to scale. 6. All images used are for illustrative purposes only and do not represent the actual size, features, specifications, fittings, and furnishings. 7. The developer reserves the right to make revisions / alterations, at it's absolute discretion, without any liability whatsoever.



TOWER 2

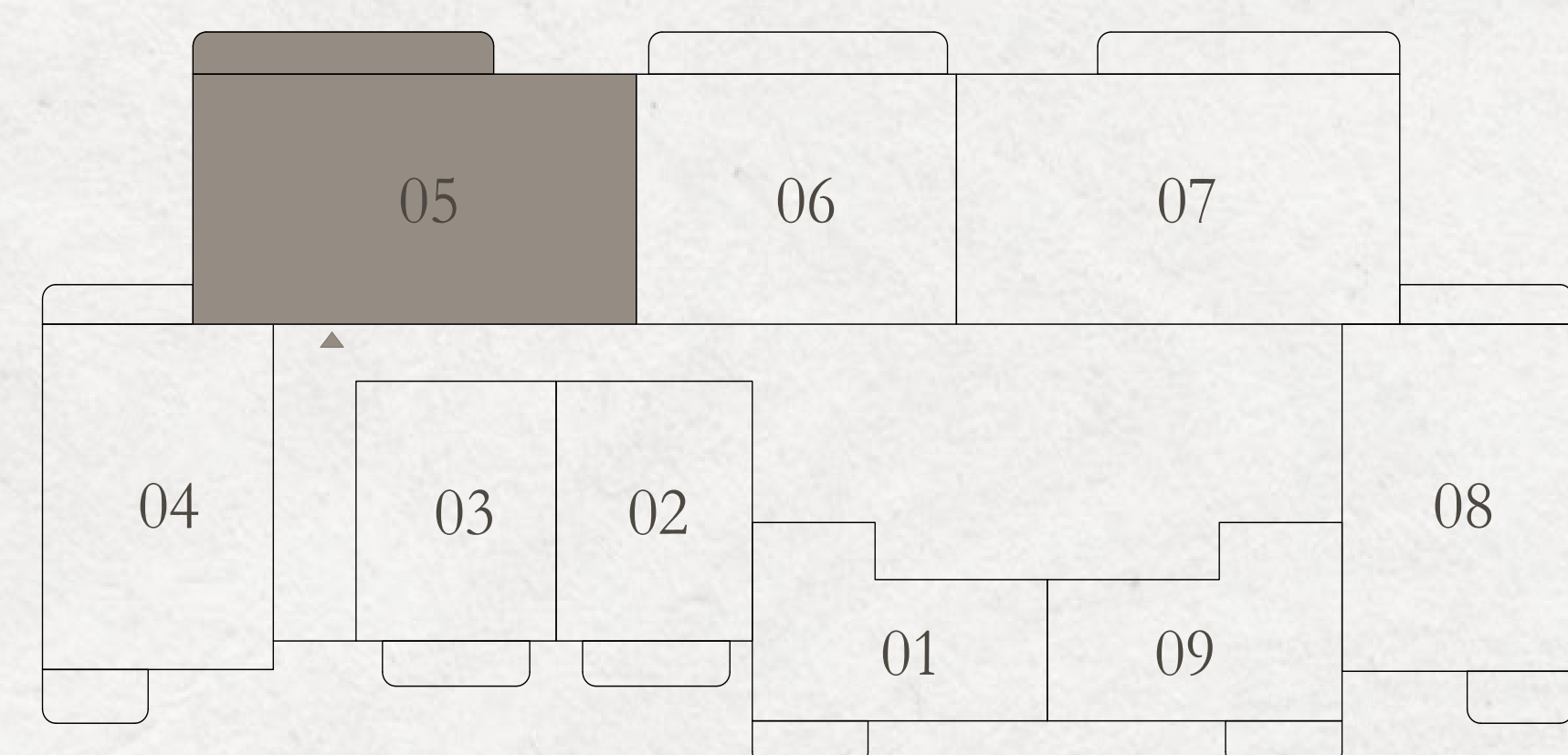

3 BEDROOM TYPE A

	LEVELS 02-09	UNIT 05
SUITE AREA	1499.74 SQ.FT.	139.33 SQ.M.
BALCONY AREA	198.38 SQ.FT.	18.43 SQ.M.
TOTAL AREA	1698.12 SQ.FT.	157.76 SQ.M.


	LEVELS 10-19	UNIT 05
SUITE AREA	1501.57 SQ.FT.	139.50 SQ.M.
BALCONY AREA	198.38 SQ.FT.	18.43 SQ.M.
TOTAL AREA	1699.95 SQ.FT.	157.93 SQ.M.

KEY PLAN

LEVELS 02-09 & 10-19



KEY SECTION





TOWER 2

3 BEDROOM TYPE A-M


PODIUM

UNIT 03


SUITE AREA	1497.69 SQ.FT.	139.14 SQ.M.
BALCONY AREA	197.73 SQ.FT.	18.37 SQ.M.
TOTAL AREA	1695.42 SQ.FT.	157.51 SQ.M.

KEY PLAN

PODIUM



KEY SECTION





TOWER 2

3BEDROOM TYPE A-M


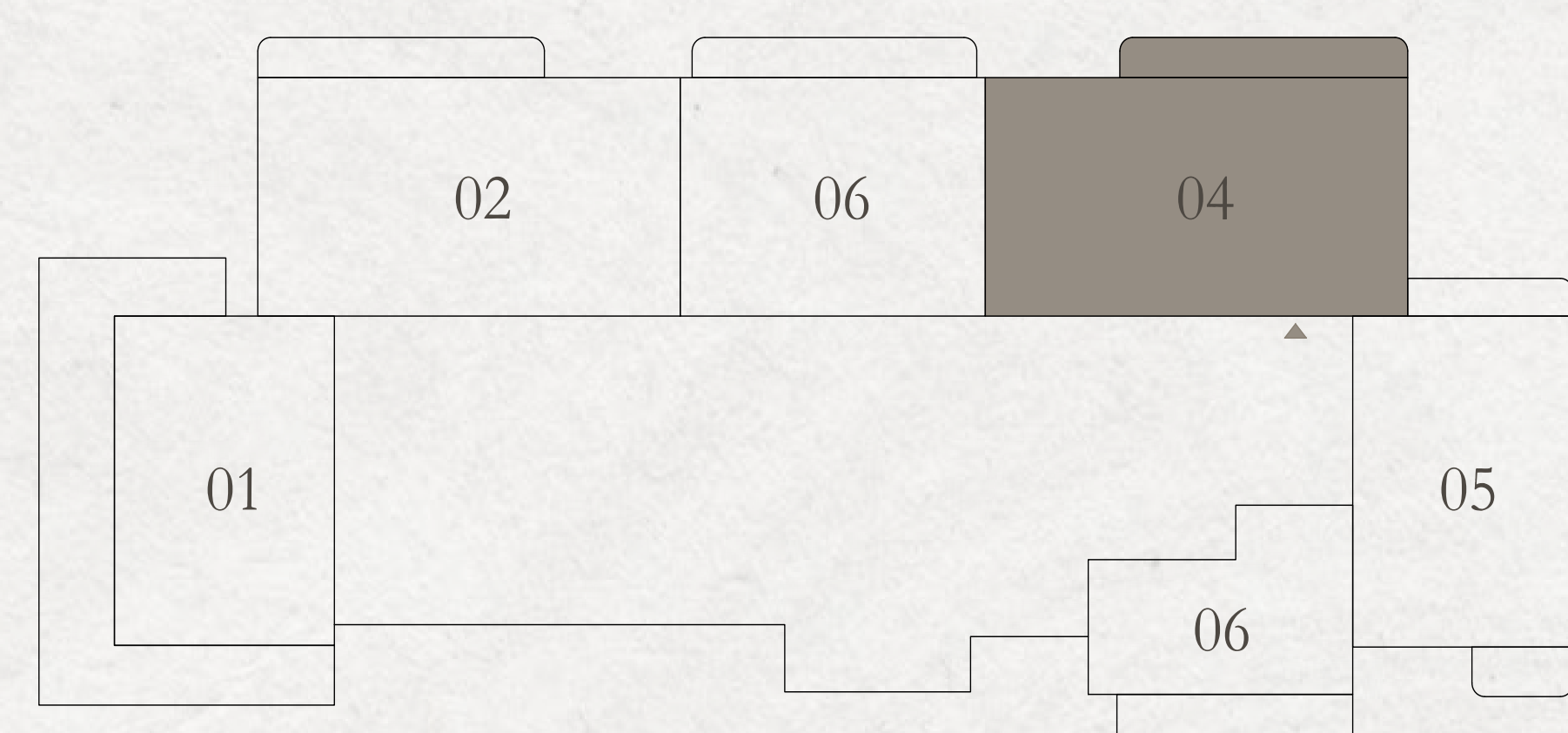

LEVEL 01

UNIT 04

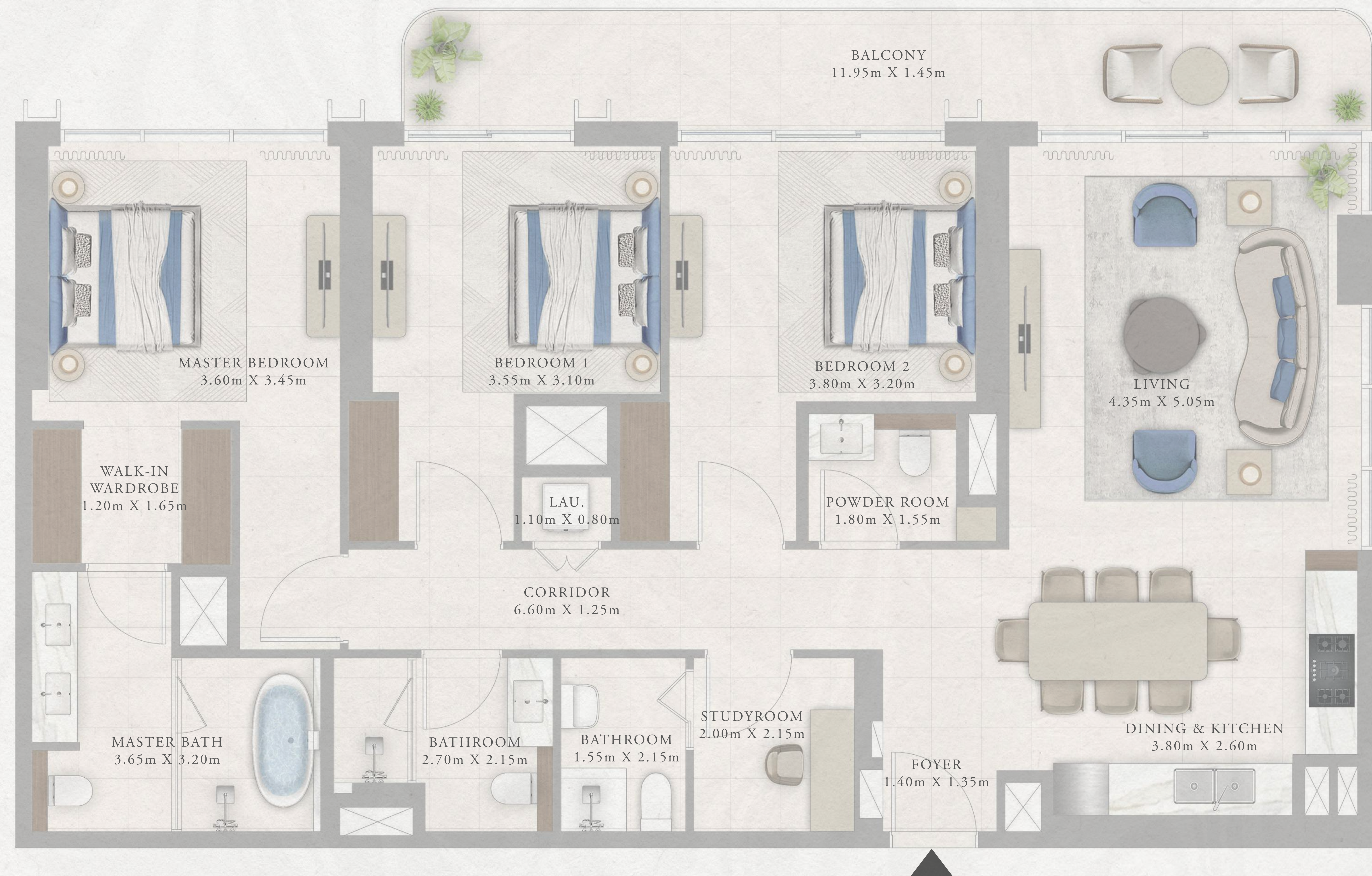

SUITE AREA	1496.08 SQ.FT.	138.99 SQ.M.
BALCONY AREA	197.73 SQ.FT.	18.37 SQ.M.
TOTAL AREA	1693.81 SQ.FT.	157.36 SQ.M.

KEY PLAN

LEVEL 01



KEY SECTION





TOWER 2

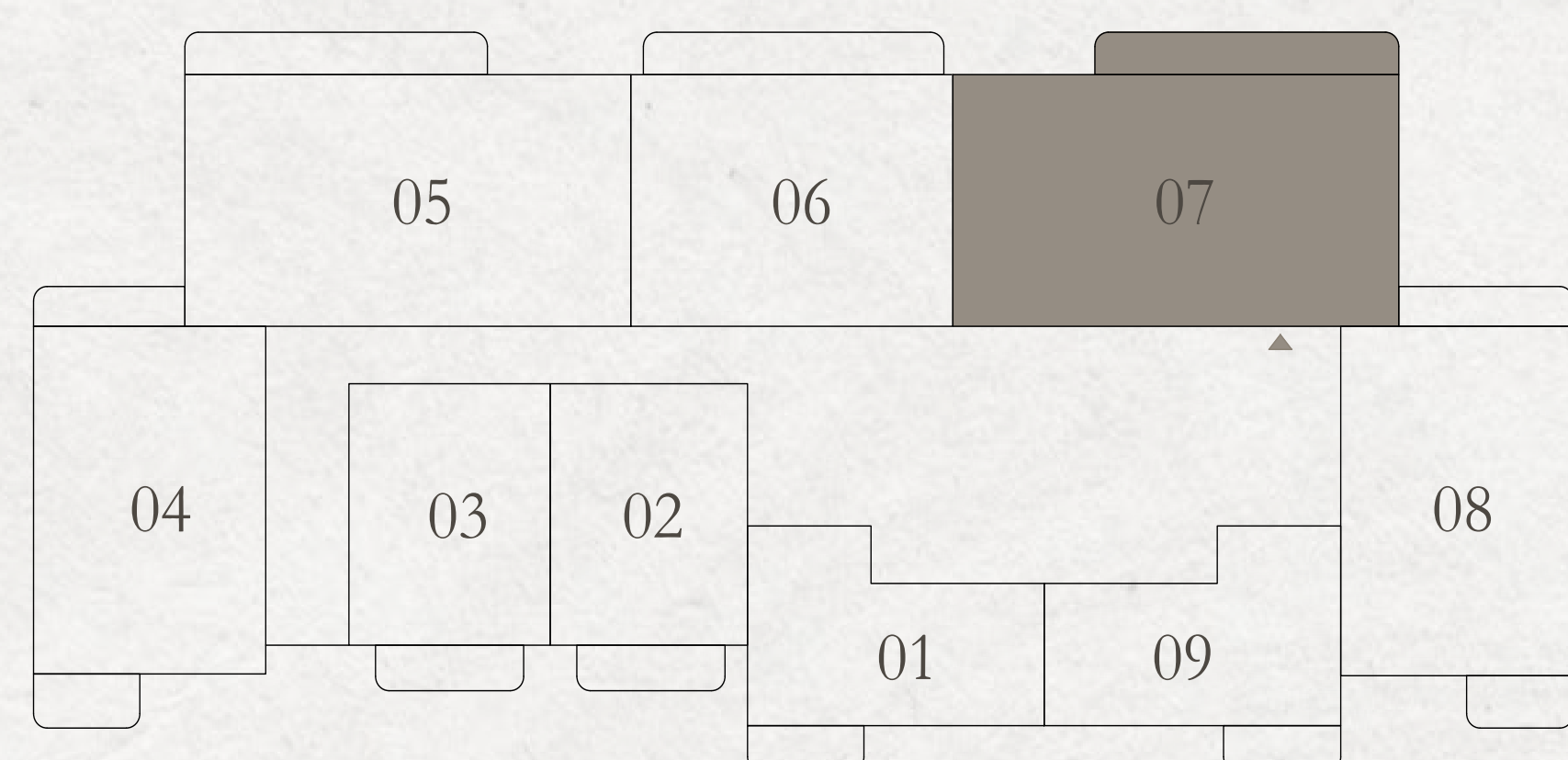

3 BEDROOM TYPE A-M

LEVELS 02-09	UNIT 07	
SUITE AREA	1501.13 SQ.FT.	139.46 SQ.M.
BALCONY AREA	197.09 SQ.FT.	18.31 SQ.M.
TOTAL AREA	1698.22 SQ.FT.	157.77 SQ.M.

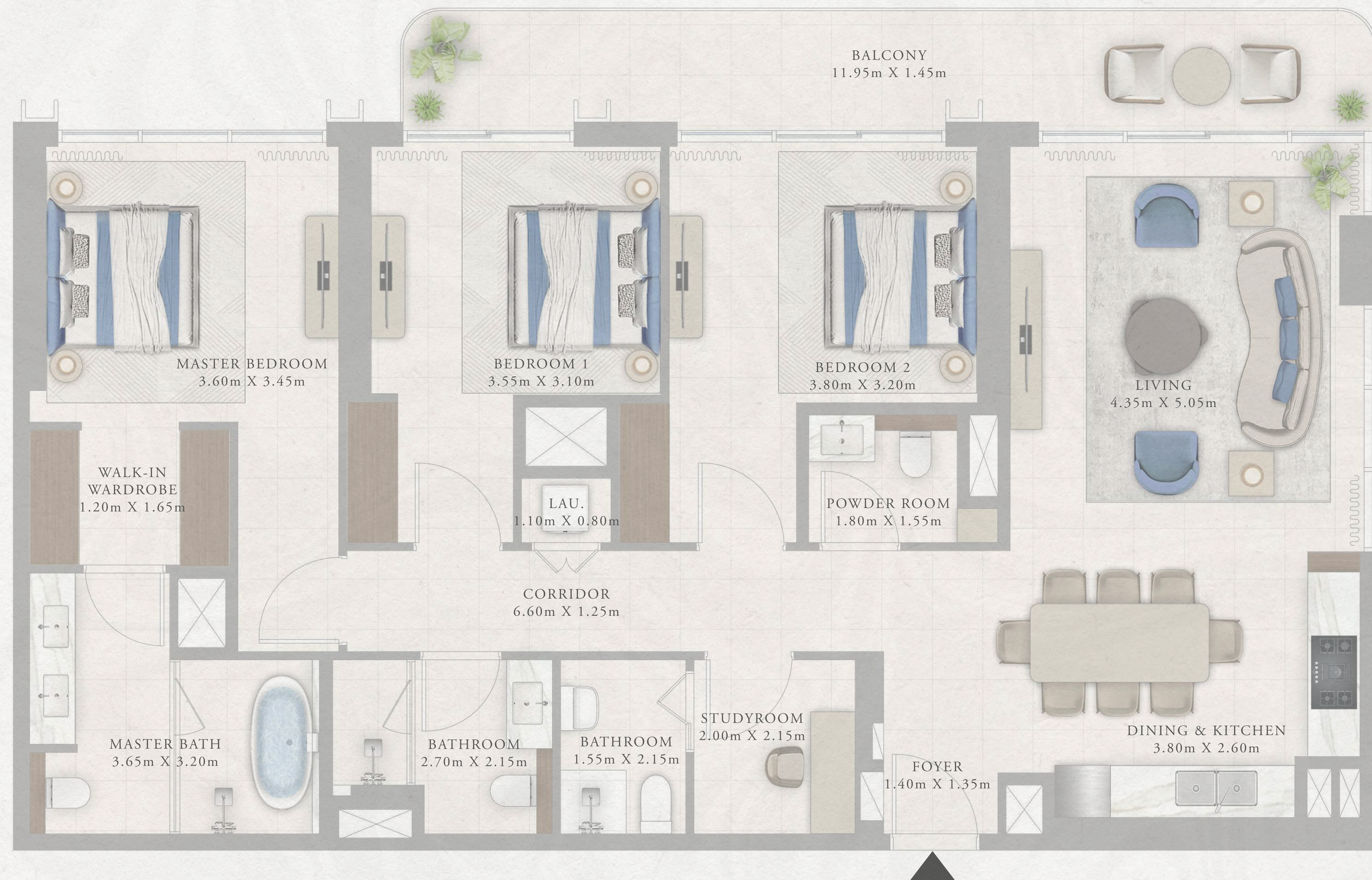

LEVELS 10-19	UNIT 07	
SUITE AREA	1504.79 SQ.FT.	139.80 SQ.M.
BALCONY AREA	197.09 SQ.FT.	18.31 SQ.M.
TOTAL AREA	1701.88 SQ.FT.	158.11 SQ.M.

KEY PLAN

LEVELS 02-09 & 10-19



KEY SECTION





TOWER 2

4 BEDROOM TYPE A


LEVEL 20-22

UNIT 06


SUITE AREA	2600.67 SQ.FT.	241.61SQ.M.
BALCONY AREA	352.52 SQ.FT.	32.75 SQ.M.
TOTAL AREA	2953.19 SQ.FT.	274.36 SQ.M.

KEY PLAN

LEVEL 20-22



KEY SECTION



Disclaimer : All dimensions are in imperial and metric, and measured from finish to finish excluding construction tolerances. 2. All materials, dimensions, and drawings are approximate only. 3. Information is subject to change without notice, at developer's absolute discretion. 4. Actual area may vary from the stated area. 5. Drawings not to scale. 6. All images used are for illustrative purposes only and do not represent the actual size, features, specifications, fittings, and furnishings. 7. The developer reserves the right to make revisions / alterations, at it's absolute discretion, without any liability whatsoever.



TOWER 2

4 BEDROOM TYPE B

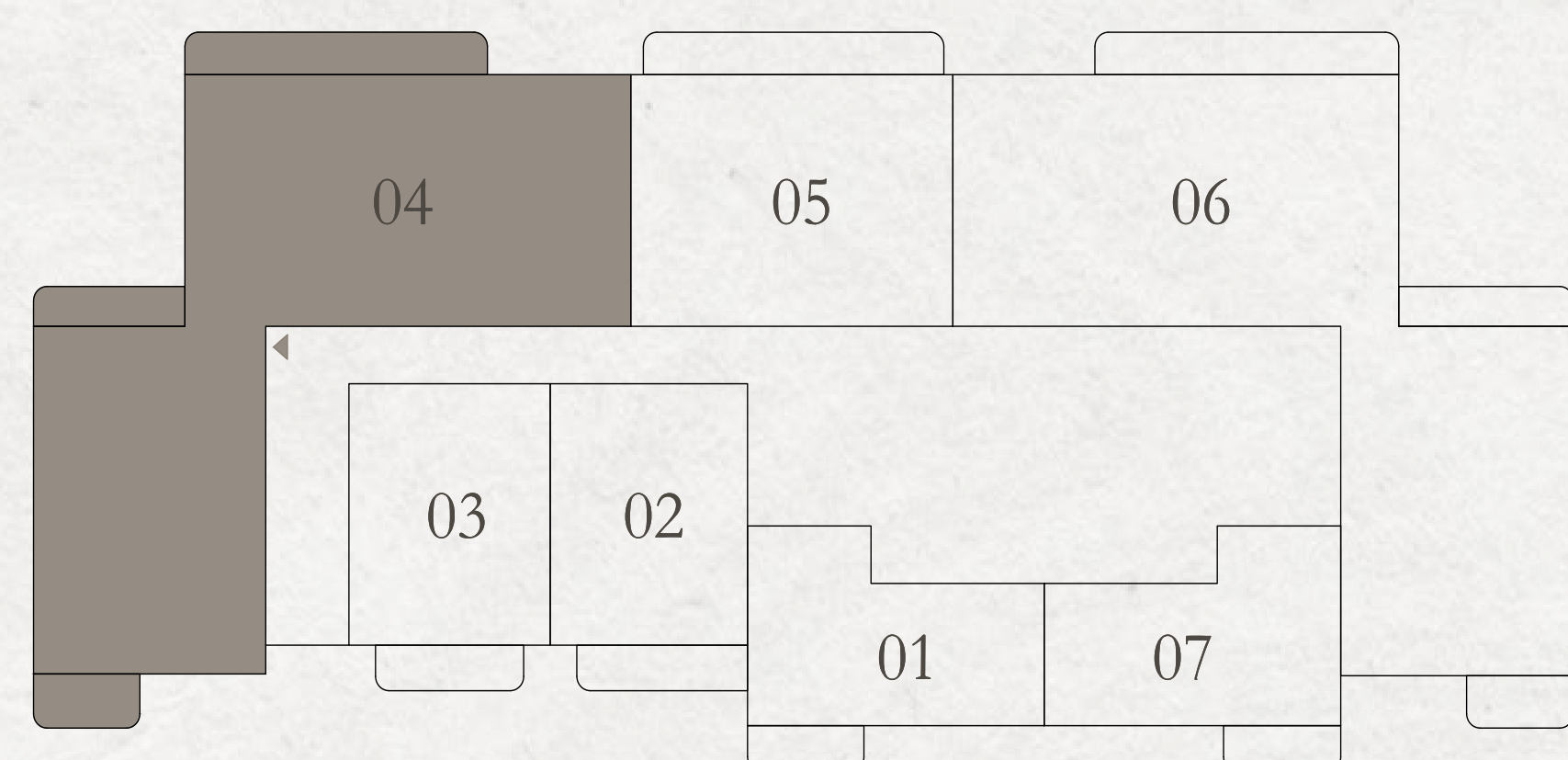

LEVEL 20-22

UNIT 04


SUITE AREA	2562.89 SQ.FT.	238.10 SQ.M.
BALCONY AREA	341.75 SQ.FT.	31.75 SQ.M.
TOTAL AREA	2904.64 SQ.FT.	269.85 SQ.M.

KEY PLAN

LEVEL 20-22



KEY SECTION



Disclaimer : All dimensions are in imperial and metric, and measured from finish to finish excluding construction tolerances. 2. All materials, dimensions, and drawings are approximate only. 3. Information is subject to change without notice, at developer's absolute discretion. 4. Actual area may vary from the stated area. 5. Drawings not to scale. 6. All images used are for illustrative purposes only and do not represent the actual size, features, specifications, fittings, and furnishings. 7. The developer reserves the right to make revisions / alterations, at it's absolute discretion, without any liability whatsoever.



# Marina VIEWS

RASHID YACHTS & MARINA

For more information please call 800 36227 (UAE) / +971 4 366 1688 (International) or talk to our Property Advisor directly at +971 4888 8844 from 9 AM to 7 PM (GST), Monday to Friday. Visit our online sales centre at [emaar.com](http://emaar.com) or any of our Sales Centres across the UAE.

## Dubai

Emaar Sales Centre | Next to Souq Al Bahar, Downtown Dubai  
9:30 AM to 10 PM, Sunday - Friday  
9:30 AM to 7 PM, Saturday

Dubai Hills Estate Sales Pavilion | Umm Suqeim Road  
Dubai Creek Harbour Sales Pavilion | Ras Al Khor  
From 9:30 AM to 7 PM, Sunday - Saturday

## ABU DHABI

Emaar Sales Centre | Al Nahda Tower, Ground Floor,  
4th Street, Corniche, Al Muroor Road  
From 9:30 AM to 7 PM, Sunday - Friday

# EMAAR



*Marina* VIEWS  
RASHID YACHTS & MARINA



FLOOR PLANS  
TOWER 1

EMAAR




# Marina VIEWS

RASHID YACHTS & MARINA



TOWER 1  
20 FLOORS  
B + G + P + 20



Disclaimer : All dimensions are in imperial and metric, and measured from finish to finish excluding construction tolerances. 2. All materials, dimensions, and drawings are approximate only. 3. Information is subject to change without notice, at developer's absolute discretion. 4. Actual area may vary from the stated area. 5. Drawings not to scale. 6. All images used are for illustrative purposes only and do not represent the actual size, features, specifications, fittings, and furnishings. 7. The developer reserves the right to make revisions / alterations, at it's absolute discretion, without any liability whatsoever.

EMAAR



TOWER 1

1 BEDROOM TYPE A

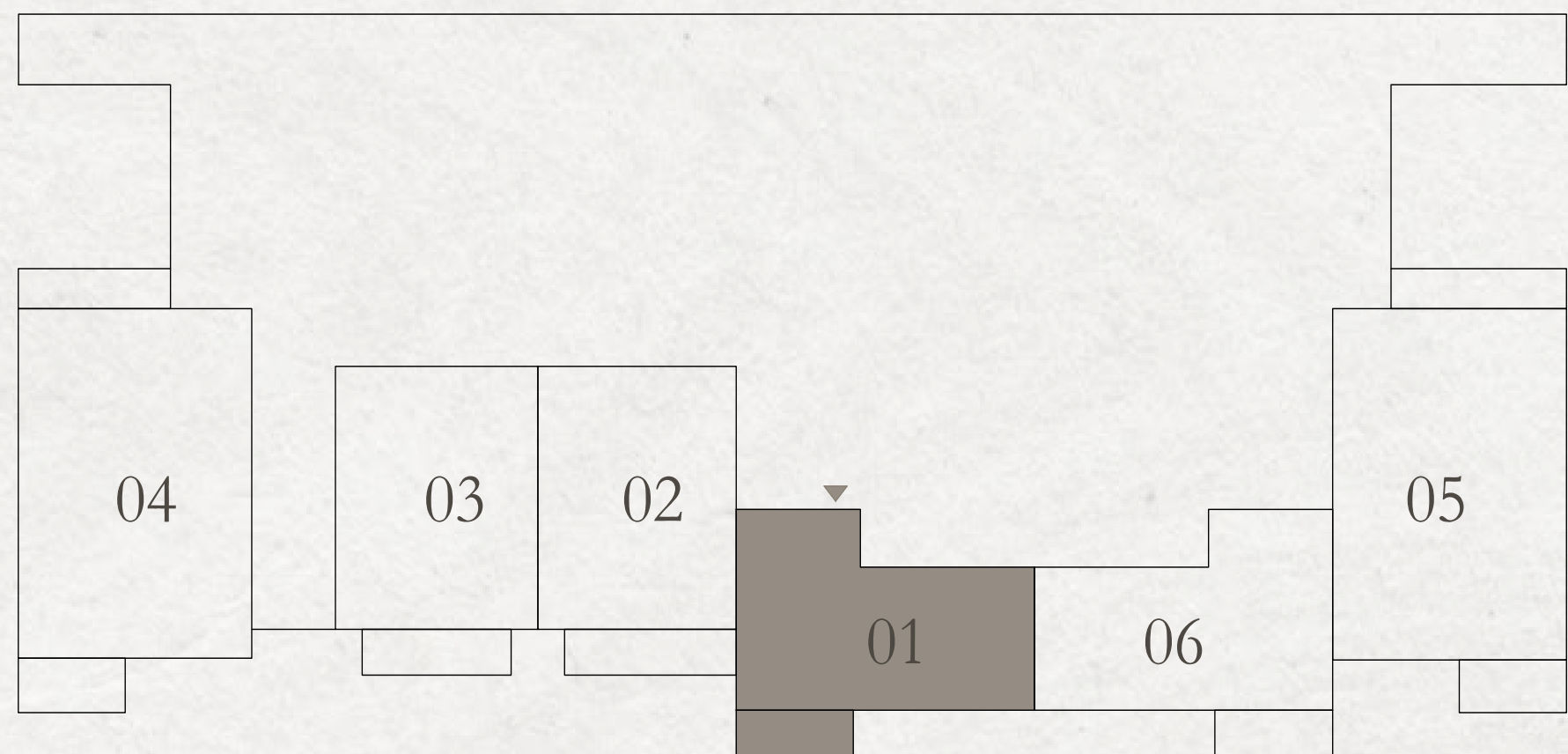

PODIUM

UNIT 01

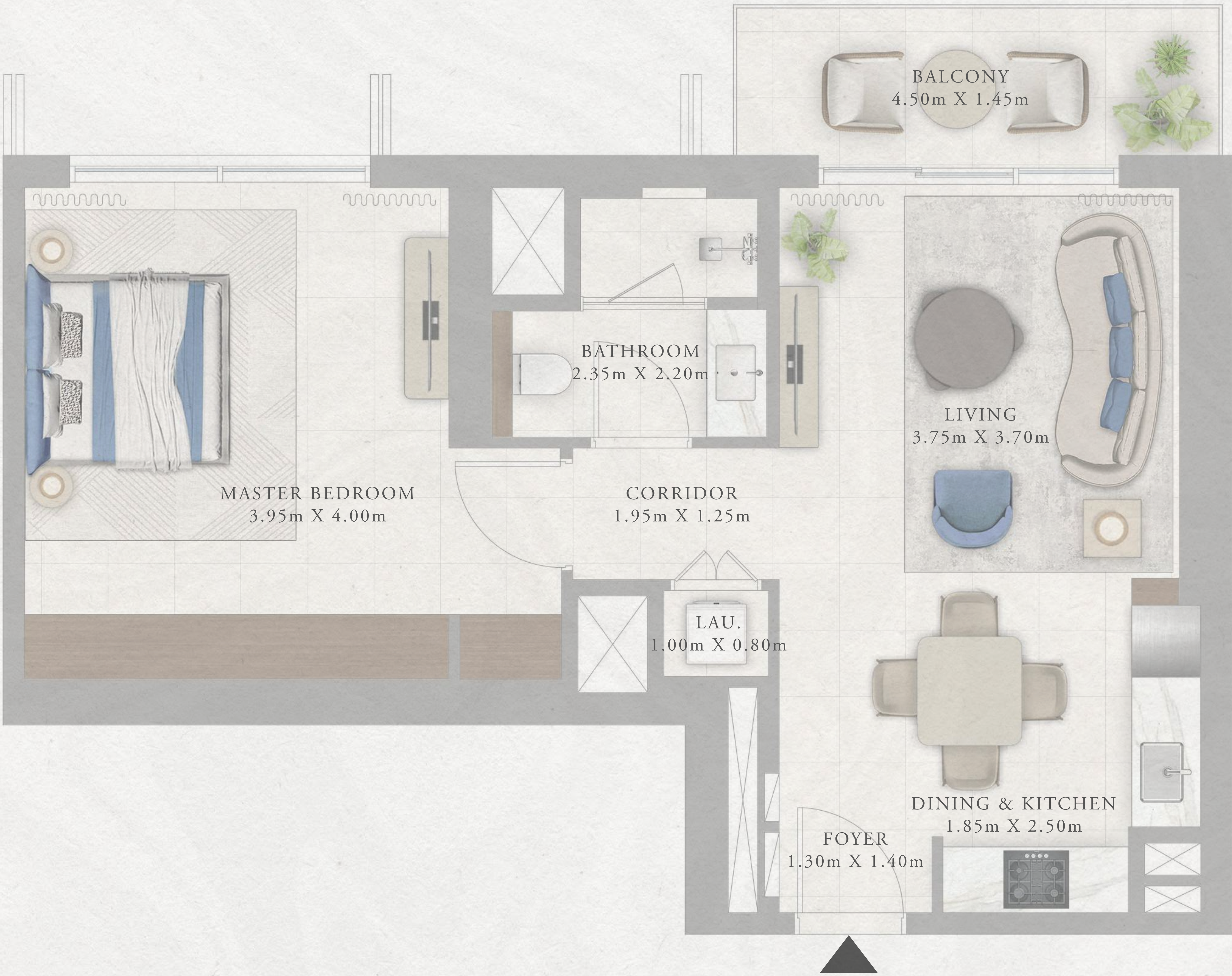
SUITE AREA	665.21 SQ.FT.	61.80 SQ.M.
BALCONY AREA	75.67 SQ.FT.	7.03 SQ.M.
TOTAL AREA	740.88 SQ.FT.	68.83 SQ.M.

KEY PLAN

PODIUM



KEY SECTION



Disclaimer : All dimensions are in imperial and metric, and measured from finish to finish excluding construction tolerances. 2. All materials, dimensions, and drawings are approximate only. 3. Information is subject to change without notice, at developer's absolute discretion. 4. Actual area may vary from the stated area. 5. Drawings not to scale. 6. All images used are for illustrative purposes only and do not represent the actual size, features, specifications, fittings, and furnishings. 7. The developer reserves the right to make revisions / alterations, at it's absolute discretion, without any liability whatsoever.



TOWER 1

1 BEDROOM TYPE A

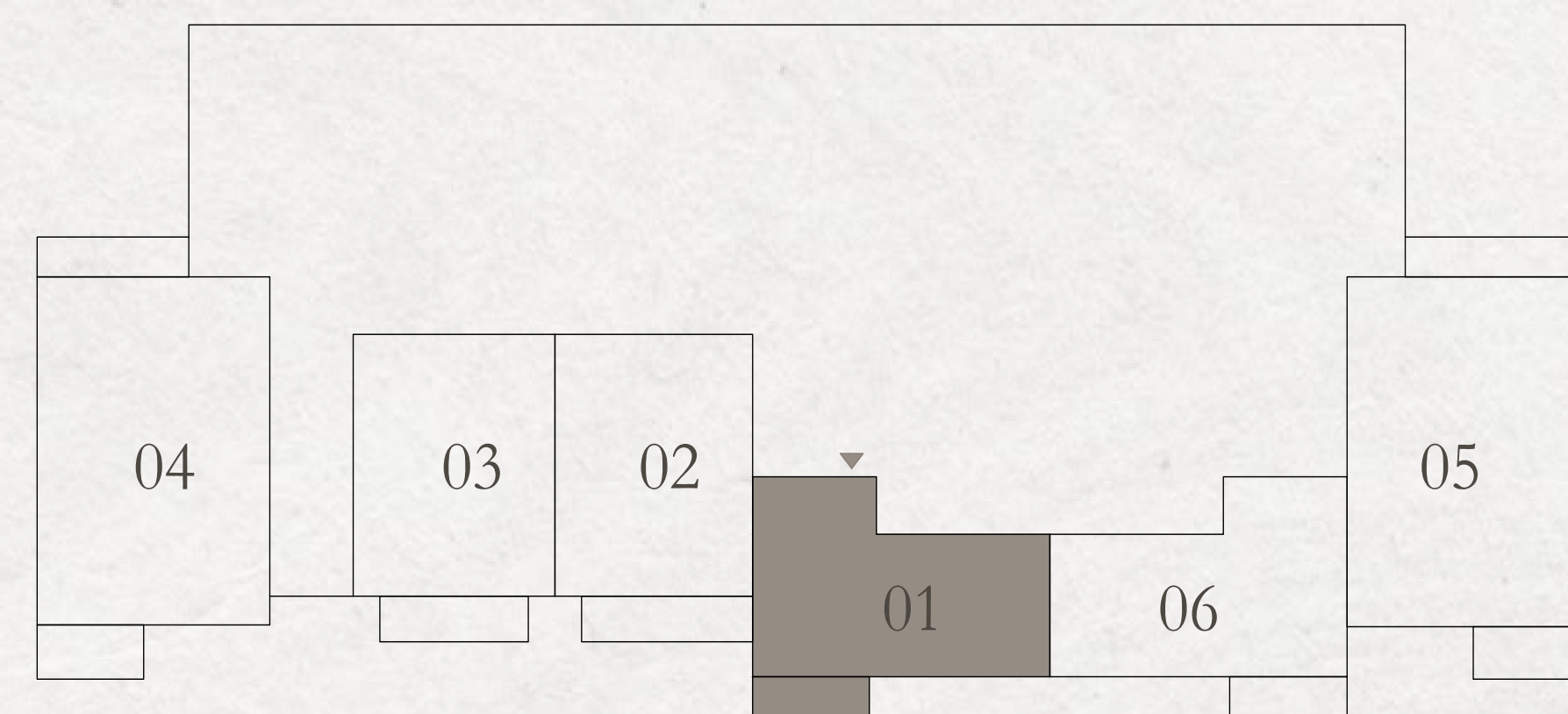

LEVEL 01

UNIT 01

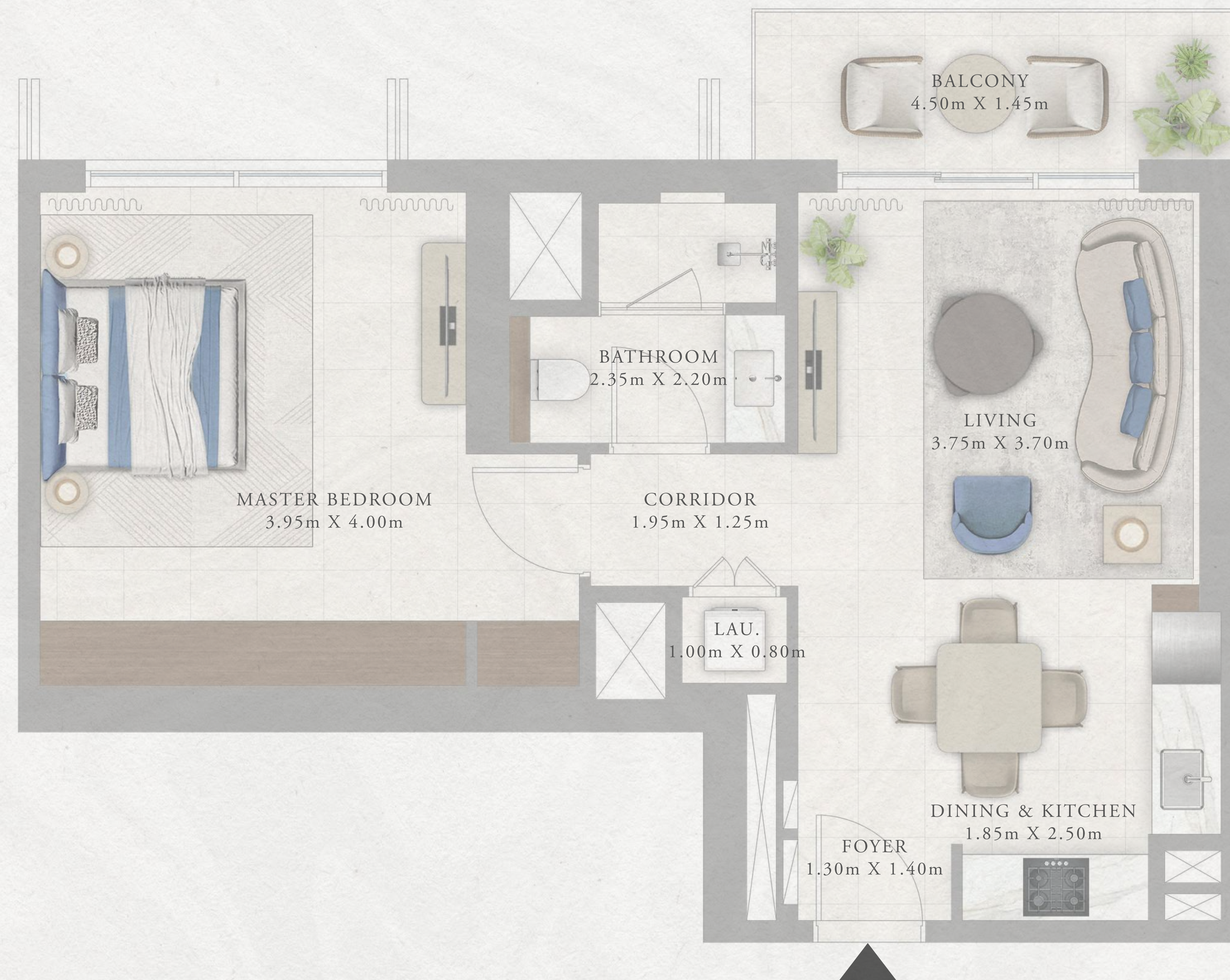

SUITE AREA	667.25 SQ.FT.	61.99 SQ.M.
BALCONY AREA	75.67 SQ.FT.	7.03 SQ.M.
TOTAL AREA	742.92 SQ.FT.	69.02 SQ.M.

KEY PLAN

LEVEL 01



KEY SECTION





TOWER 1

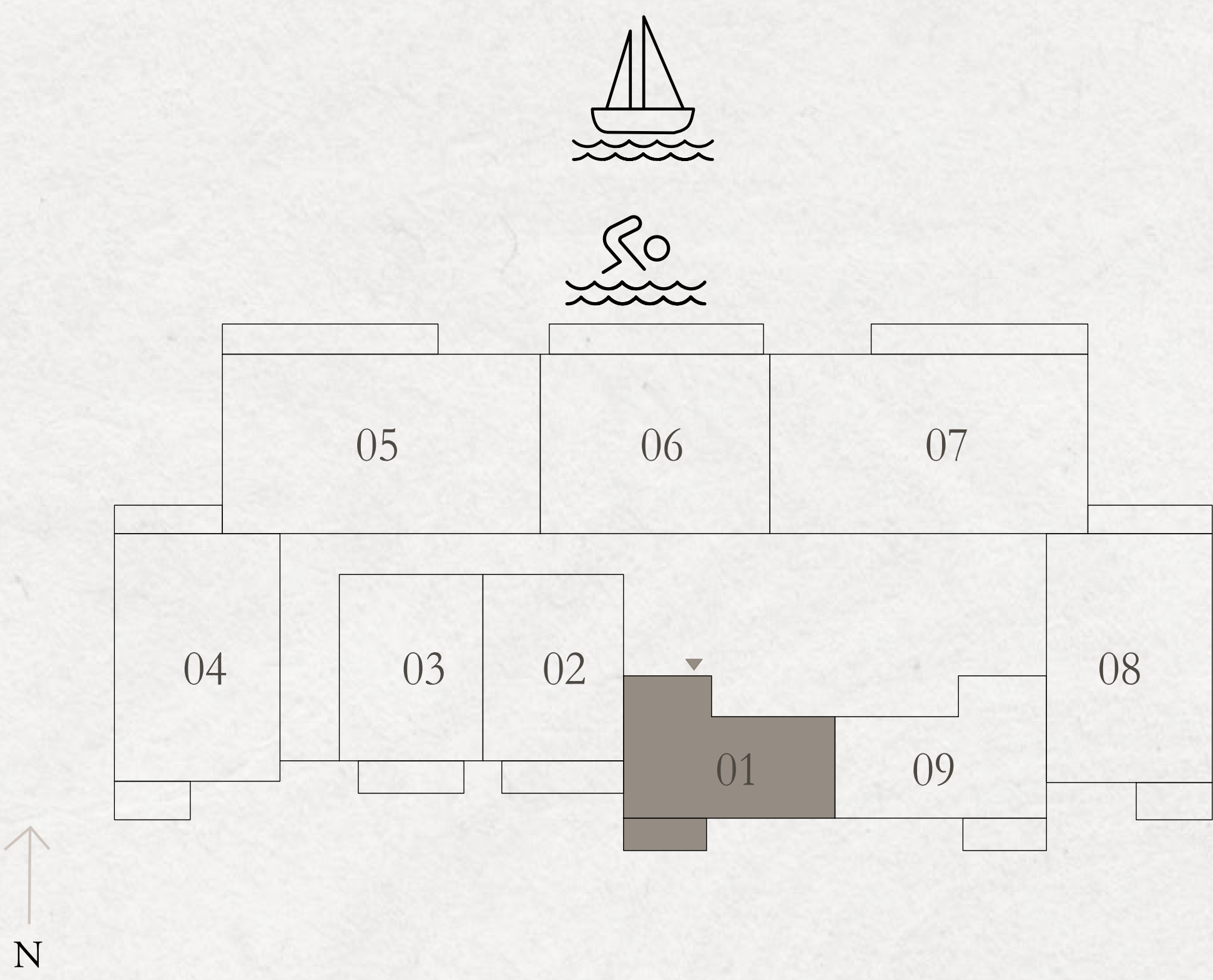
1 BEDROOM TYPE A

LEVELS 02-09		UNIT 01
SUITE AREA	667.04 SQ.FT.	61.97 SQ.M.
BALCONY AREA	75.24 SQ.FT.	6.99 SQ.M.
TOTAL AREA	742.28 SQ.FT.	68.96 SQ.M.

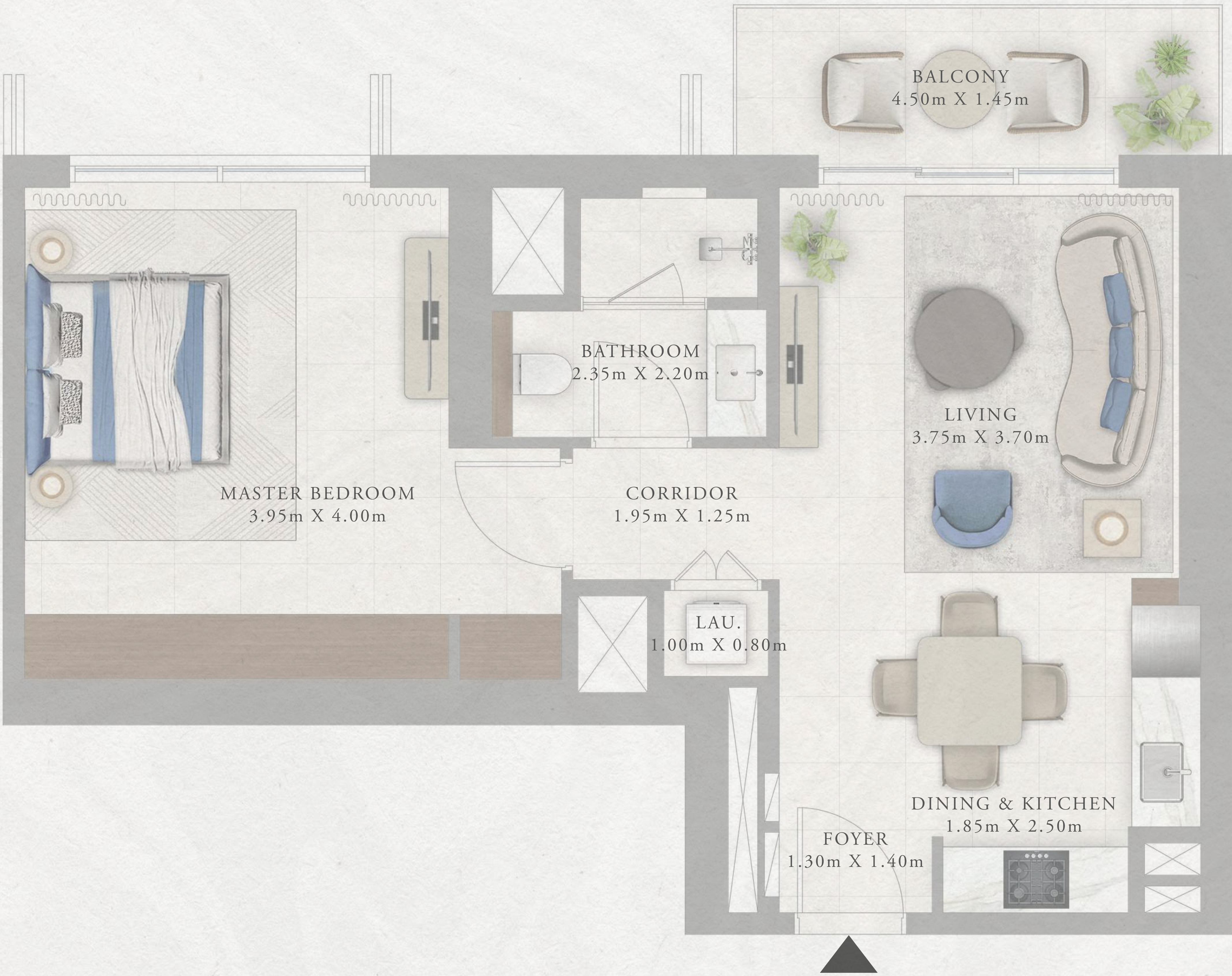
LEVELS 10-18		UNIT 01
SUITE AREA	674.14 SQ.FT.	62.63 SQ.M.
BALCONY AREA	75.67 SQ.FT.	7.03 SQ.M.
TOTAL AREA	749.81 SQ.FT.	69.66 SQ.M.

KEY PLAN

LEVELS 02-09 & 10-18



KEY SECTION



Disclaimer : All dimensions are in imperial and metric, and measured from finish to finish excluding construction tolerances. 2. All materials, dimensions, and drawings are approximate only. 3. Information is subject to change without notice, at developer's absolute discretion. 4. Actual area may vary from the stated area. 5. Drawings not to scale. 6. All images used are for illustrative purposes only and do not represent the actual size, features, specifications, fittings, and furnishings. 7. The developer reserves the right to make revisions / alterations, at it's absolute discretion, without any liability whatsoever.



TOWER 1

1 BEDROOM TYPE A

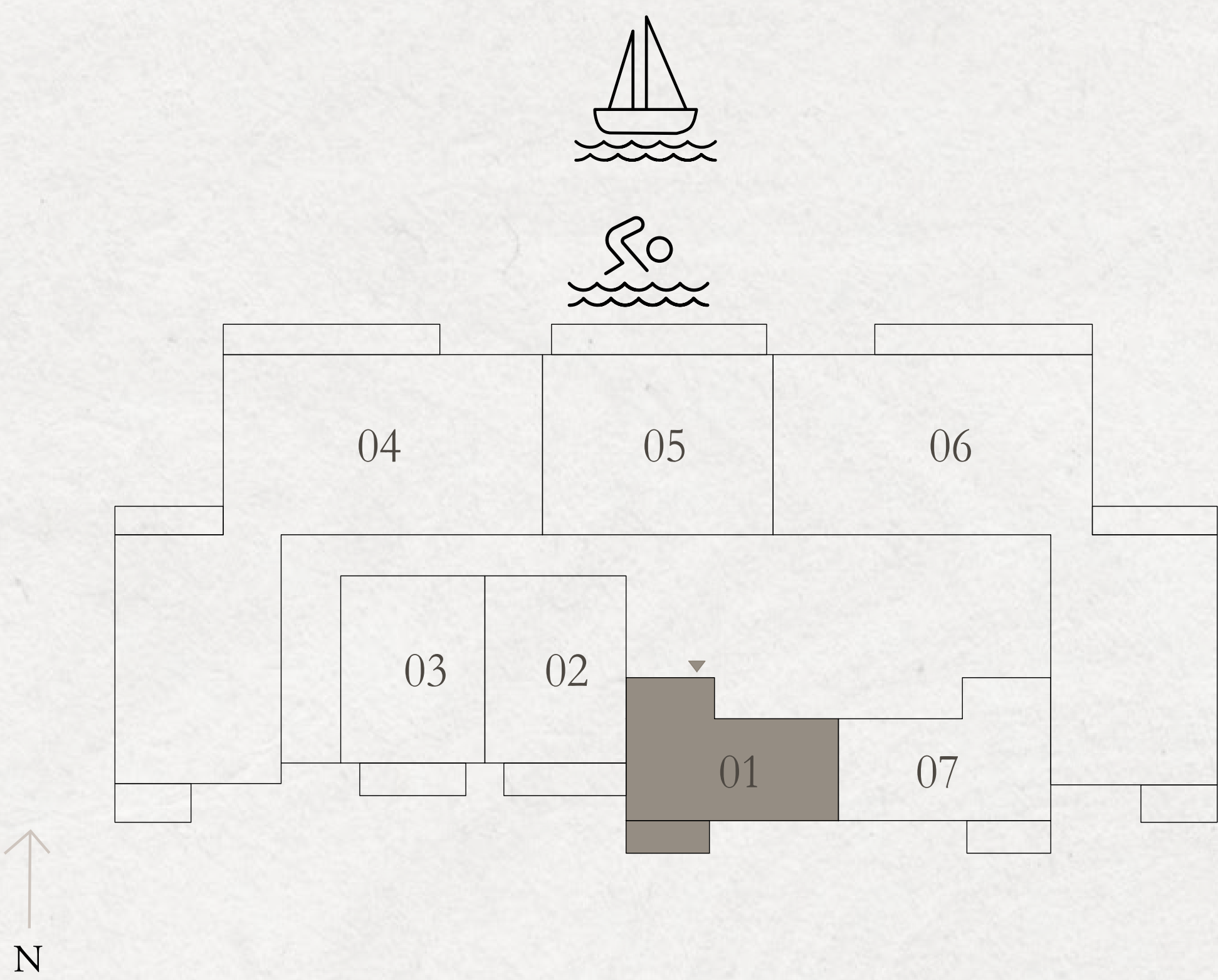
LEVELS 19 & 20

UNIT 01

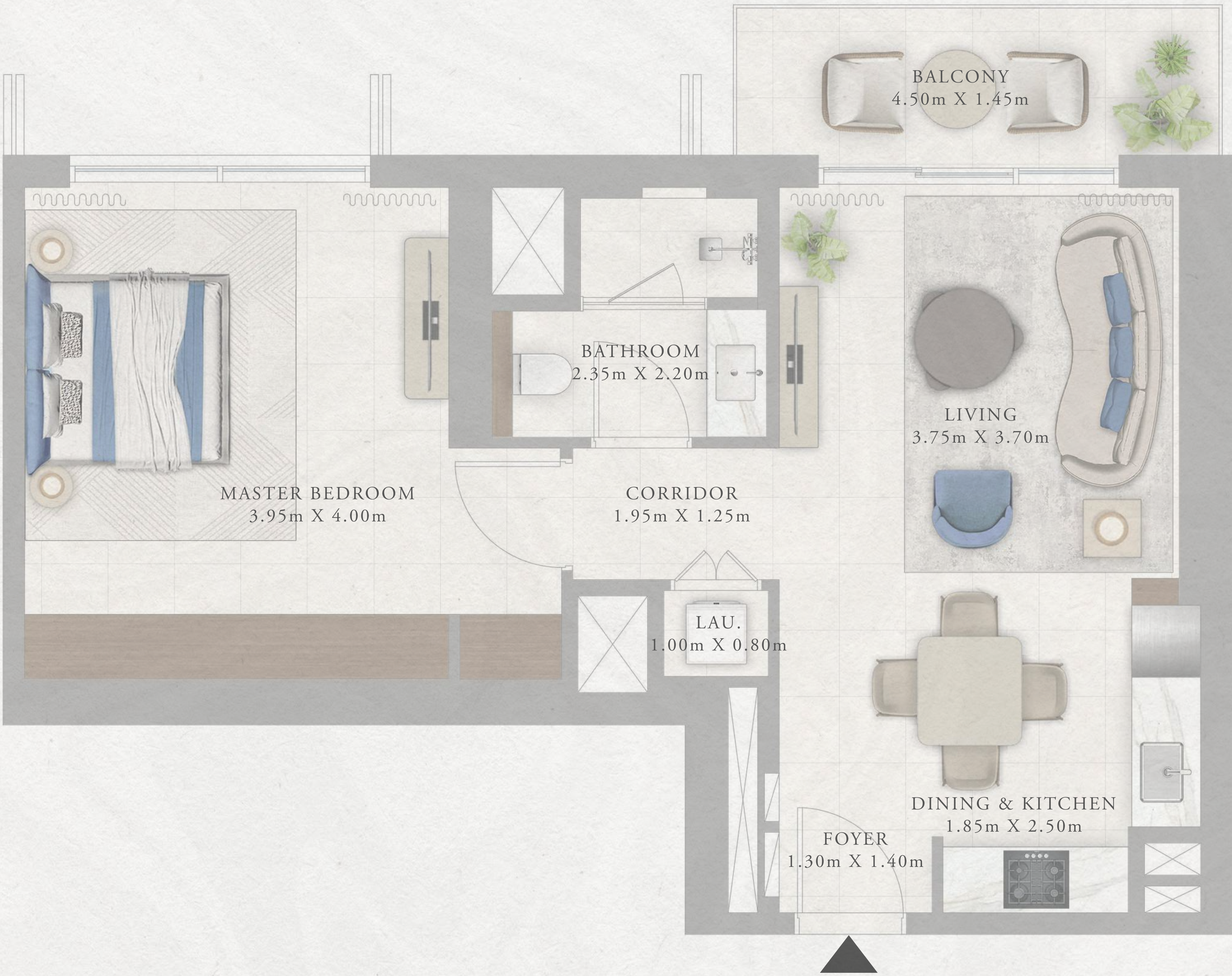
SUITE AREA	673.61 SQ.FT.	62.58 SQ.M.
BALCONY AREA	75.13 SQ.FT.	6.98 SQ.M.
TOTAL AREA	748.74 SQ.FT.	69.56 SQ.M.

KEY PLAN

LEVELS 19 & 20



KEY SECTION



Disclaimer : All dimensions are in imperial and metric, and measured from finish to finish excluding construction tolerances. 2. All materials, dimensions, and drawings are approximate only. 3. Information is subject to change without notice, at developer's absolute discretion. 4. Actual area may vary from the stated area. 5. Drawings not to scale. 6. All images used are for illustrative purposes only and do not represent the actual size, features, specifications, fittings, and furnishings. 7. The developer reserves the right to make revisions / alterations, at it's absolute discretion, without any liability whatsoever.



TOWER 1

1 BEDROOM TYPE A-M


PODIUM

UNIT 06

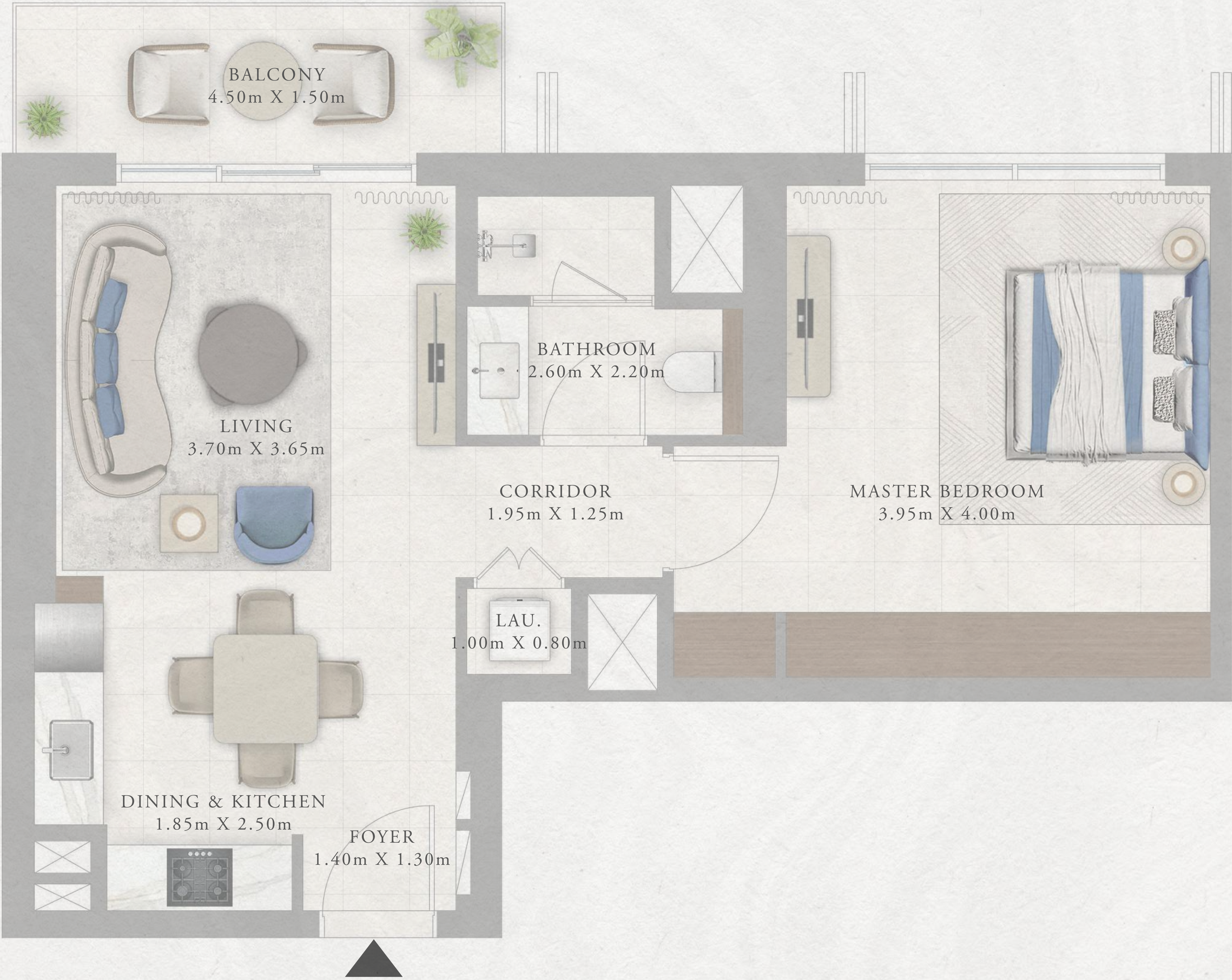

SUITE AREA	665.75 SQ.FT.	61.85 SQ.M.
BALCONY AREA	76.21 SQ.FT.	7.08 SQ.M.
TOTAL AREA	741.96 SQ.FT.	68.93 SQ.M.

KEY PLAN

PODIUM



KEY SECTION



Disclaimer : All dimensions are in imperial and metric, and measured from finish to finish excluding construction tolerances. 2. All materials, dimensions, and drawings are approximate only. 3. Information is subject to change without notice, at developer's absolute discretion. 4. Actual area may vary from the stated area. 5. Drawings not to scale. 6. All images used are for illustrative purposes only and do not represent the actual size, features, specifications, fittings, and furnishings. 7. The developer reserves the right to make revisions / alterations, at it's absolute discretion, without any liability whatsoever.

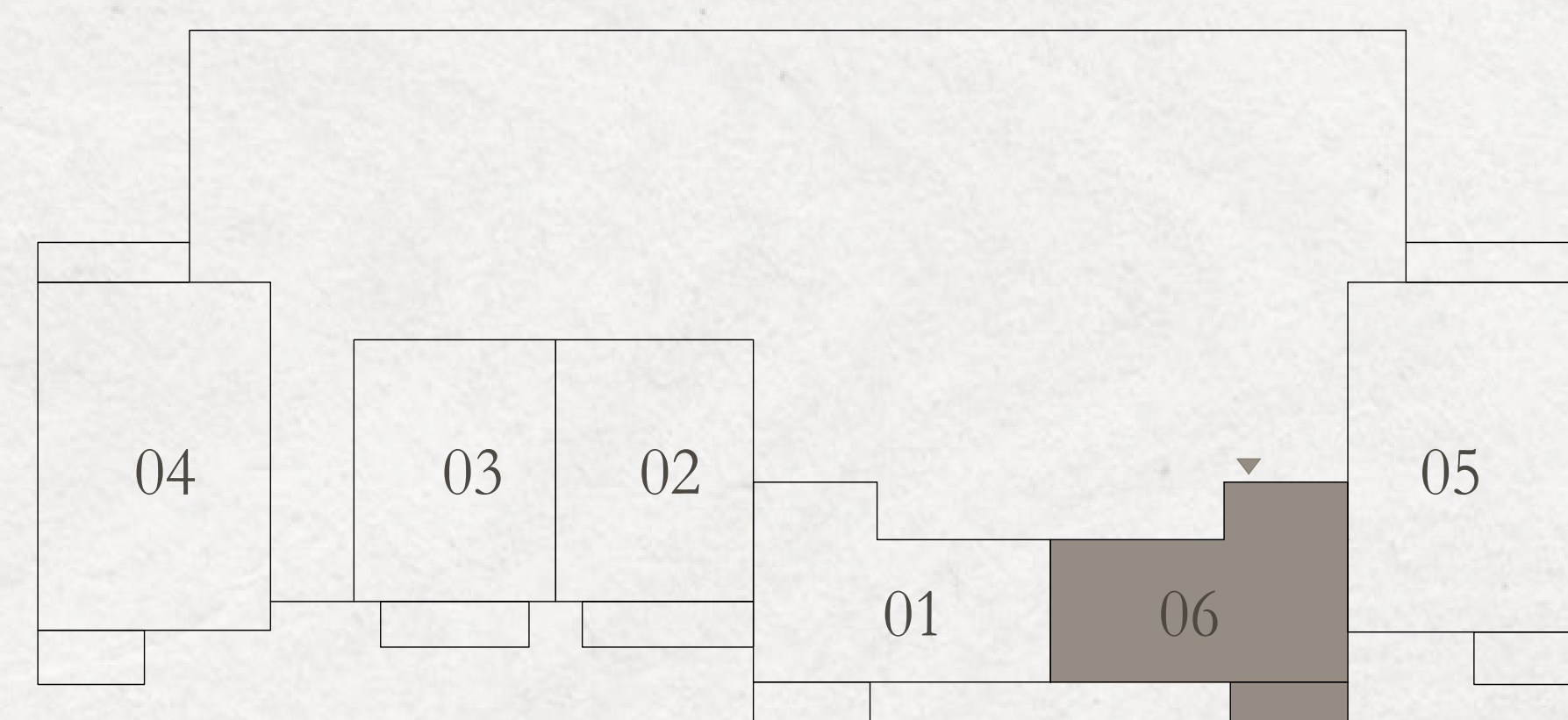



## 1 BEDROOM TYPE A-M

UNIT 06

SUITE AREA	666.18 SQ.FT.	61.89 SQ.M.
BALCONY AREA	76.21 SQ.FT.	7.08 SQ.M.
TOTAL AREA	742.39 SQ.FT.	68.97 SQ.M.

## KEY SECTION



# EMAAR



TOWER 1

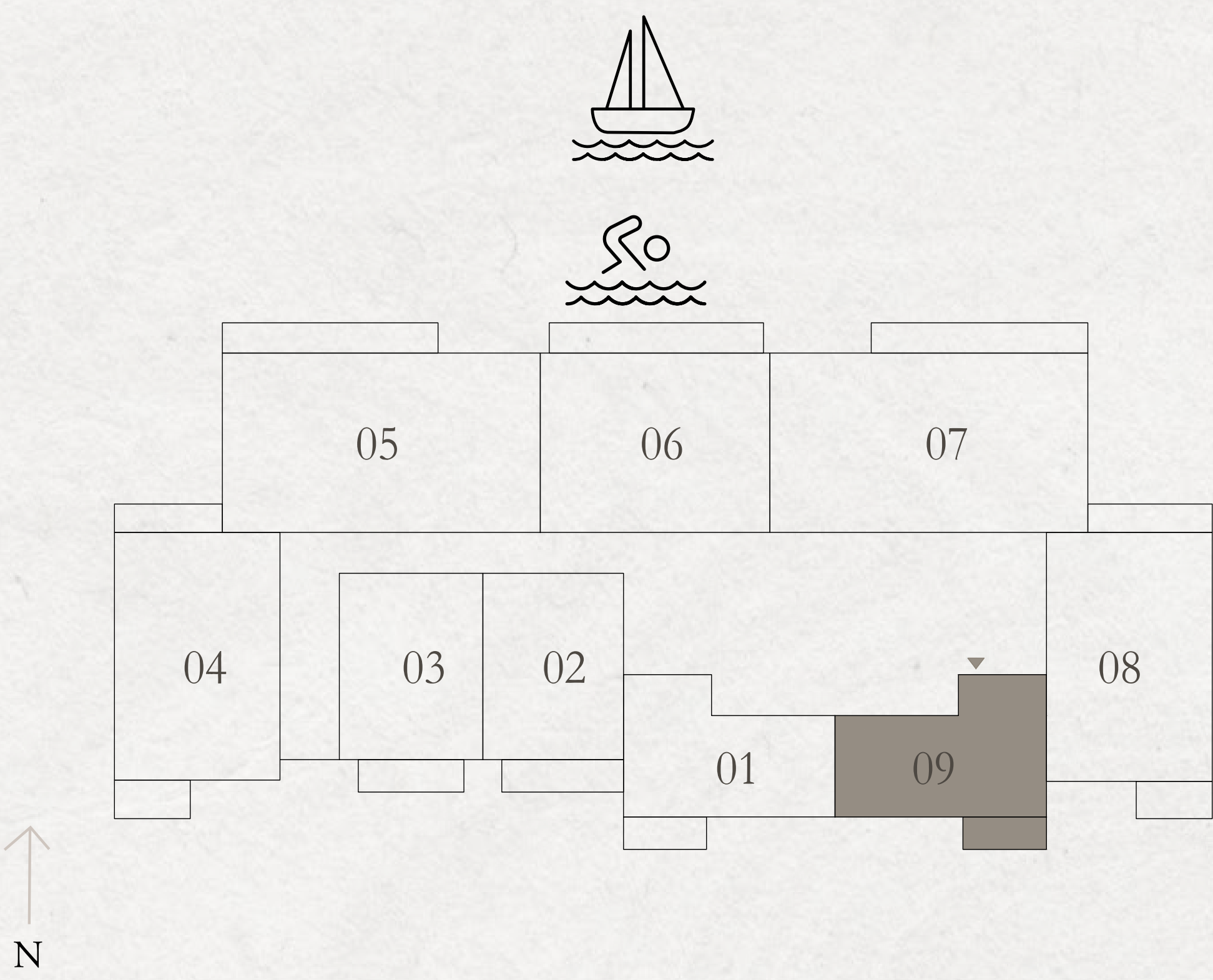
1 BEDROOM TYPE A-M

	LEVELS 02-09	UNIT 09
SUITE AREA	666.18 SQ.FT.	61.89 SQ.M.
BALCONY AREA	75.78 SQ.FT.	7.04 SQ.M.
TOTAL AREA	741.96 SQ.FT.	68.93 SQ.M.

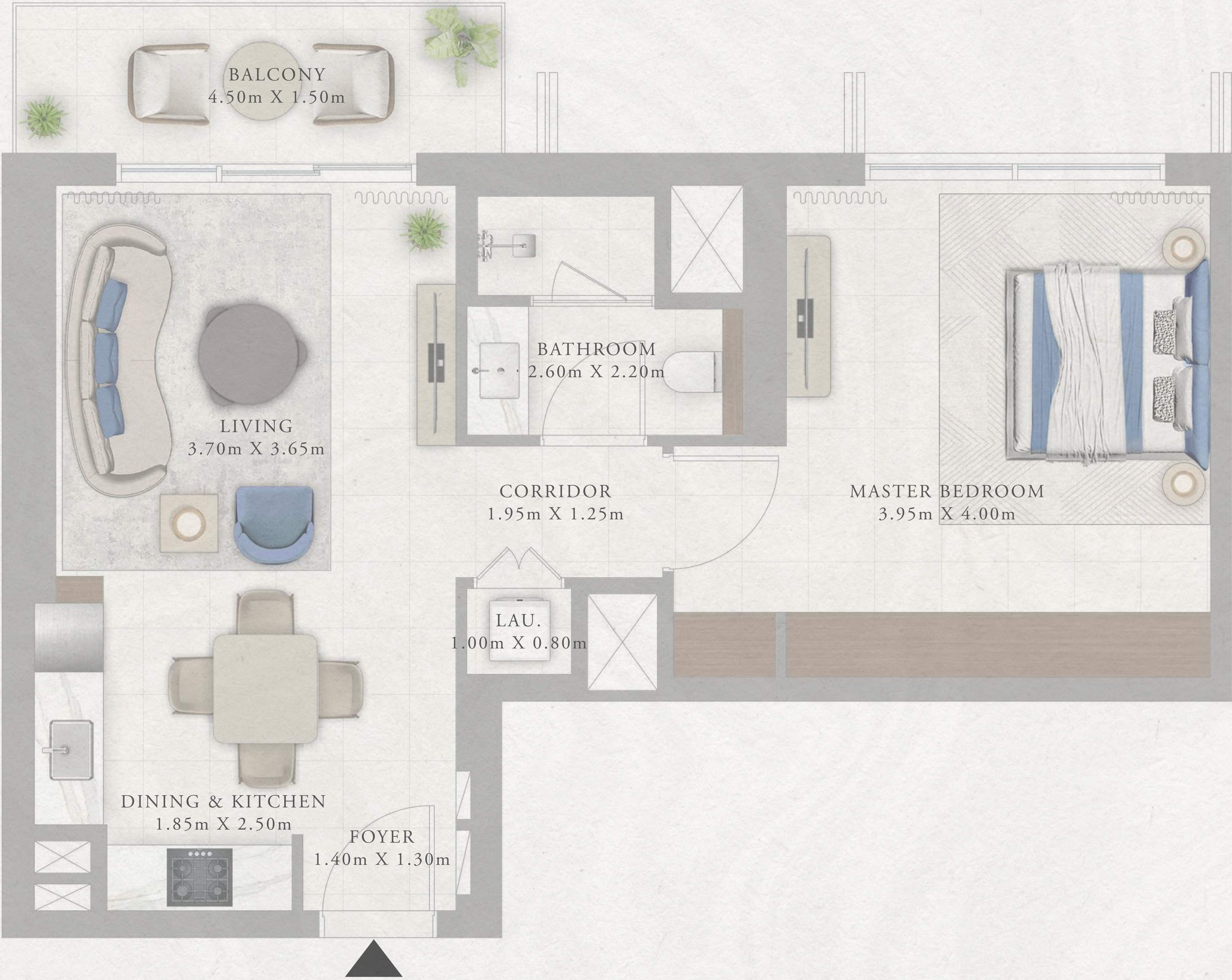

	LEVELS 10-18	UNIT 09
SUITE AREA	671.78 SQ.FT.	62.41 SQ.M.
BALCONY AREA	76.21 SQ.FT.	7.08 SQ.M.
TOTAL AREA	747.99 SQ.FT.	69.49 SQ.M.

KEY PLAN

LEVELS 02-09 & 10-18



KEY SECTION



Disclaimer : All dimensions are in imperial and metric, and measured from finish to finish excluding construction tolerances. 2. All materials, dimensions, and drawings are approximate only. 3. Information is subject to change without notice, at developer's absolute discretion. 4. Actual area may vary from the stated area. 5. Drawings not to scale. 6. All images used are for illustrative purposes only and do not represent the actual size, features, specifications, fittings, and furnishings. 7. The developer reserves the right to make revisions / alterations, at it's absolute discretion, without any liability whatsoever.



TOWER 1

1 BEDROOM TYPE A-M

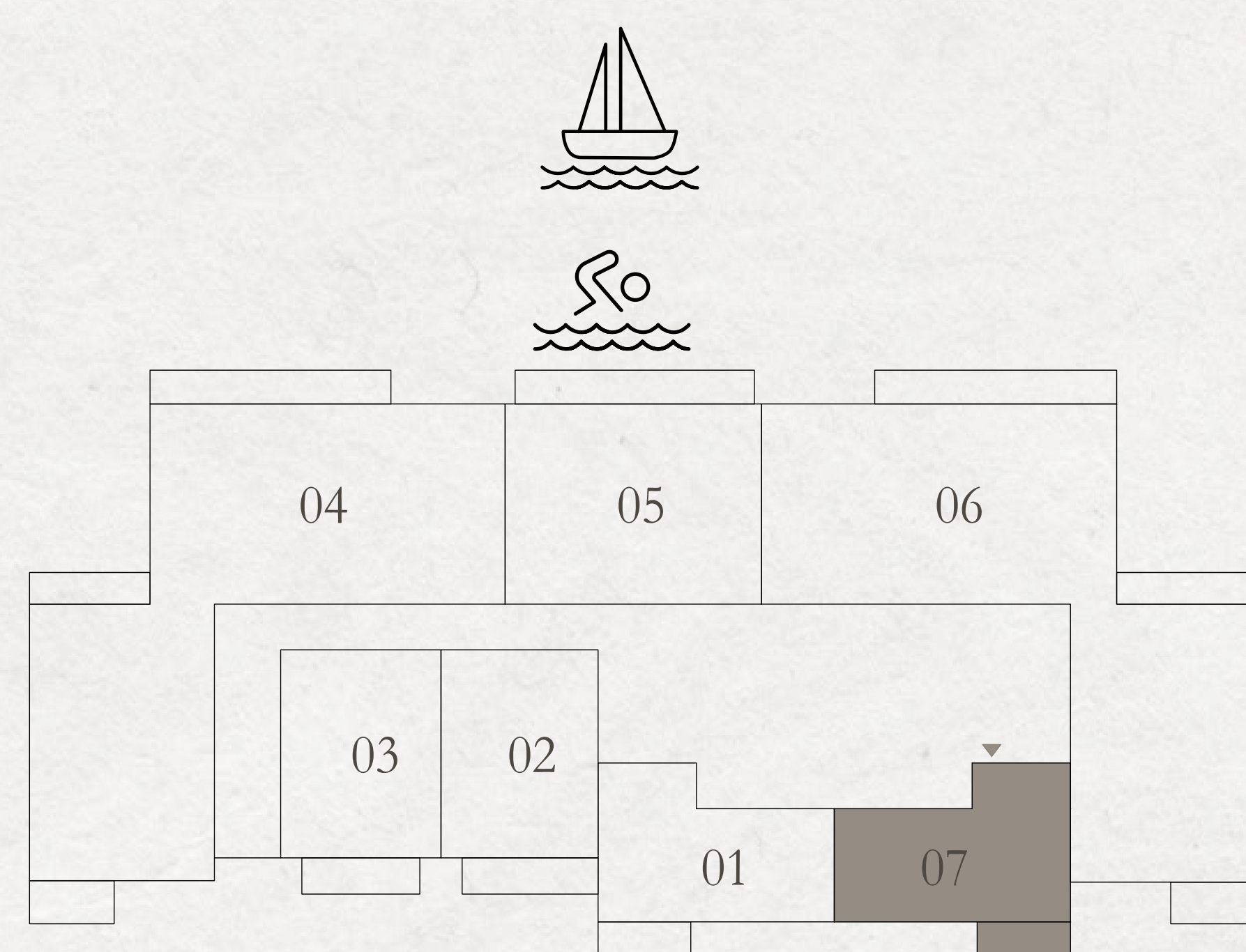
LEVELS 19 & 20

UNIT 07

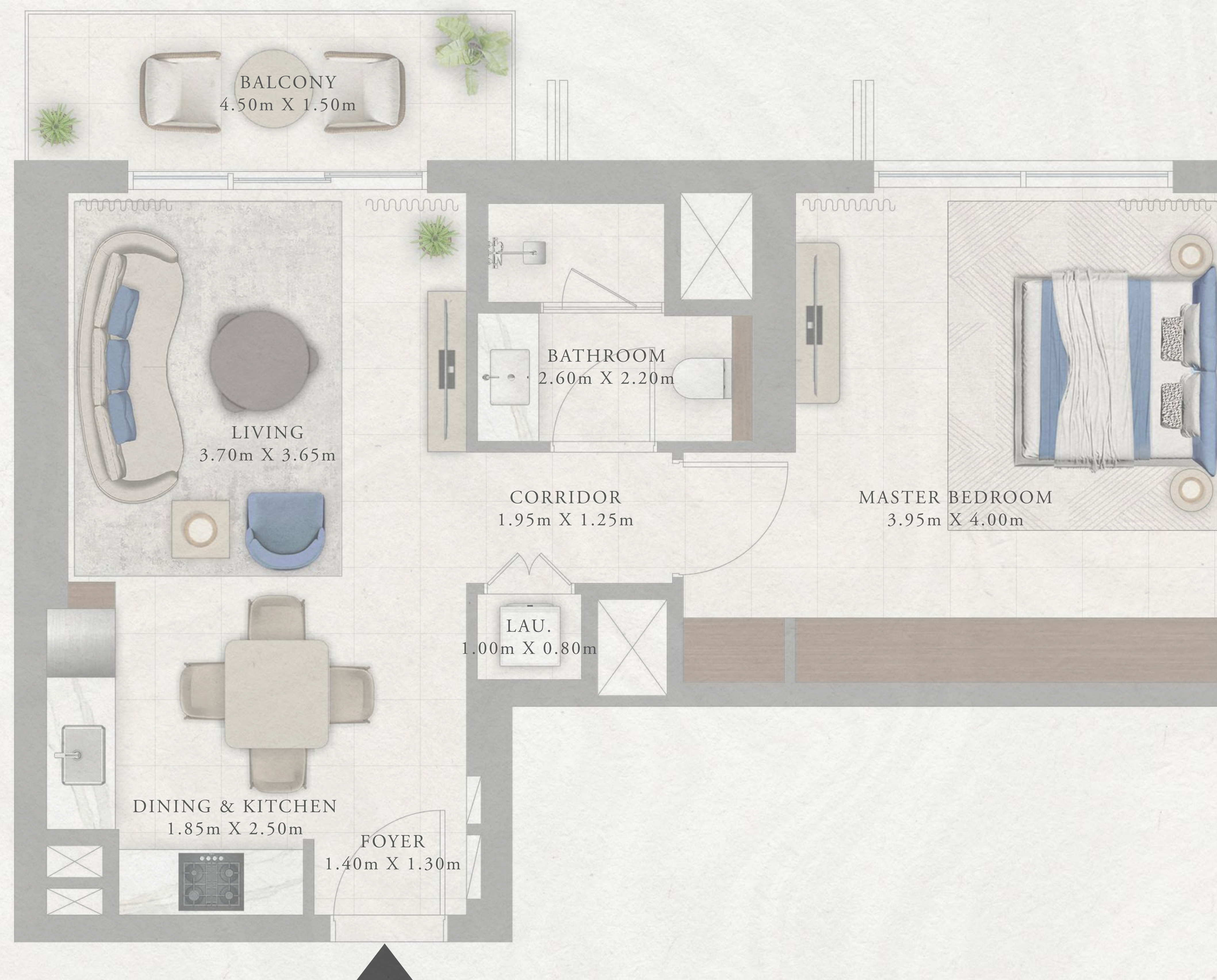
SUITE AREA	671.78 SQ.FT.	62.41 SQ.M.
BALCONY AREA	75.56 SQ.FT.	7.02 SQ.M.
TOTAL AREA	747.34 SQ.FT.	69.43 SQ.M.

KEY PLAN

LEVELS 19 & 20



KEY SECTION





TOWER 1

1 BEDROOM TYPE B


PODIUM

UNIT 03


SUITE AREA	704.50 SQ.FT.	65.45 SQ.M.
BALCONY AREA	96.55 SQ.FT.	8.97 SQ.M.
TOTAL AREA	801.05 SQ.FT.	74.42 SQ.M.

KEY PLAN

PODIUM



KEY SECTION





TOWER 1

1 BEDROOM TYPE B


LEVEL 01

UNIT 03


SUITE AREA	702.78 SQ.FT.	65.29 SQ.M.
BALCONY AREA	96.98 SQ.FT.	9.01 SQ.M.
TOTAL AREA	799.76 SQ.FT.	74.30 SQ.M.

KEY PLAN

LEVEL 01



KEY SECTION





TOWER 1

1 BEDROOM TYPE B

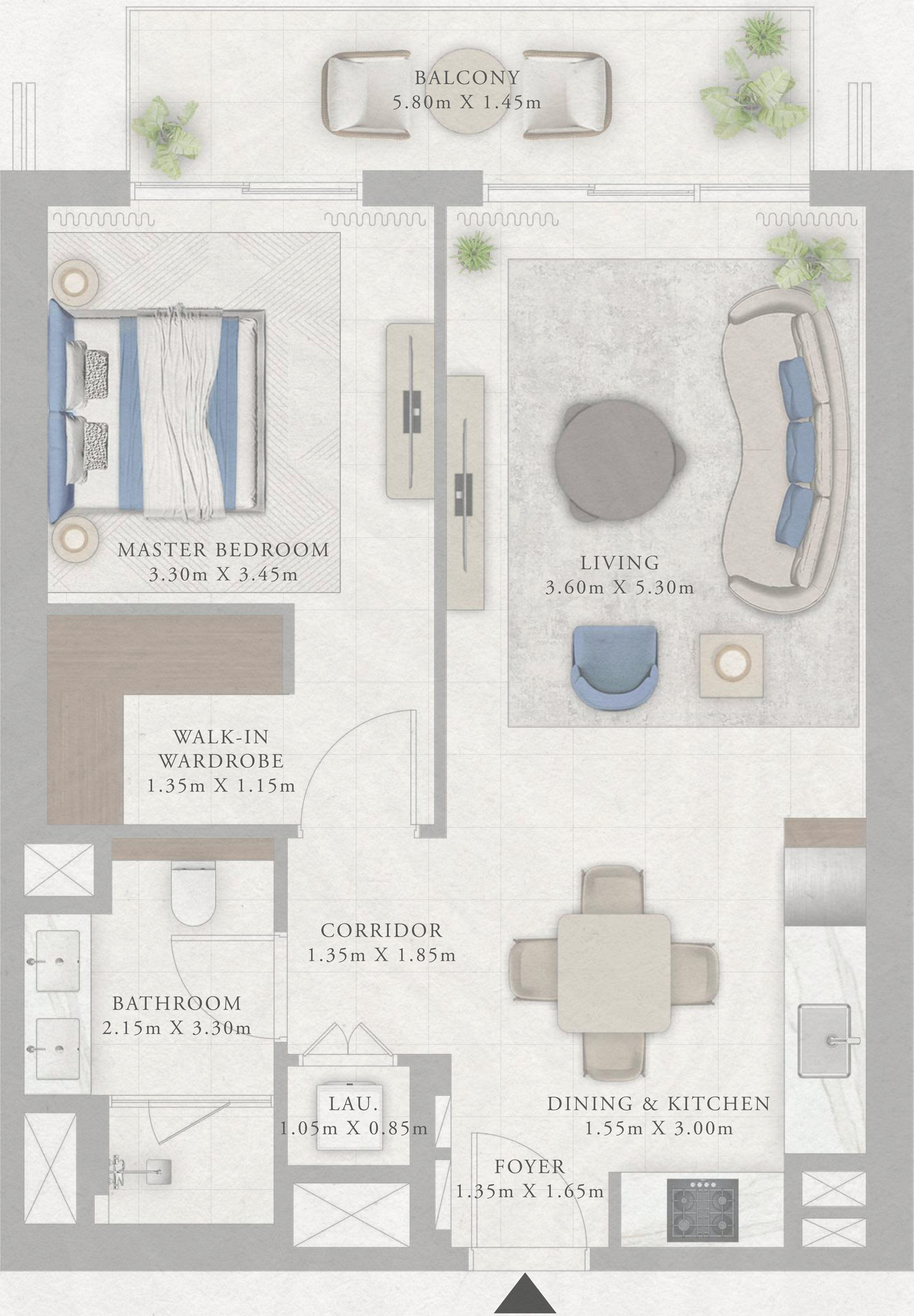
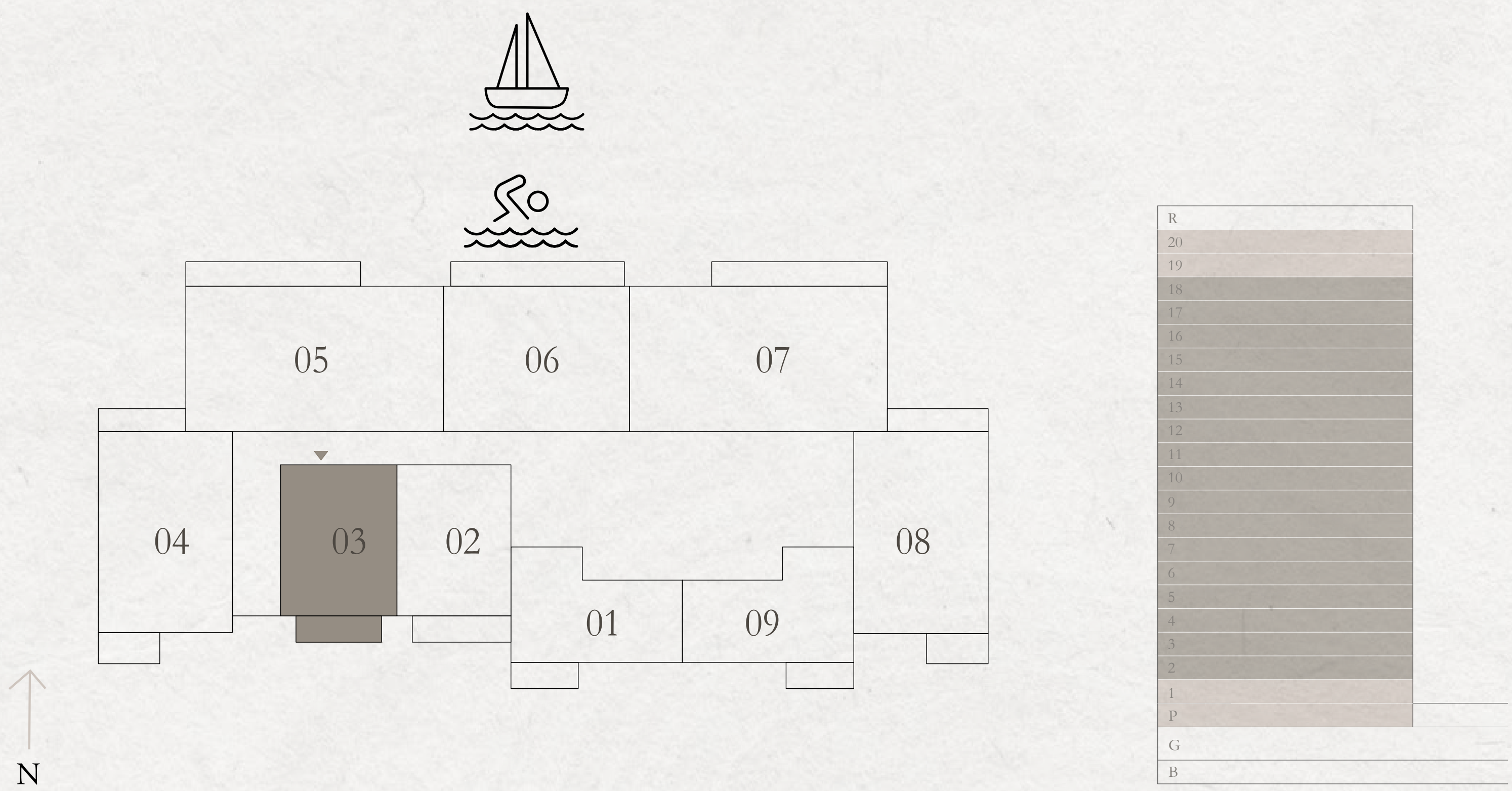
LEVELS 02-09		UNIT 03
SUITE AREA	703.74 SQ.FT.	65.38 SQ.M.
BALCONY AREA	96.98 SQ.FT.	9.01 SQ.M.
TOTAL AREA	800.72 SQ.FT.	74.39 SQ.M.

LEVELS 10-18		UNIT 03
SUITE AREA	710.63 SQ.FT.	66.02 SQ.M.
BALCONY AREA	96.23 SQ.FT.	8.94 SQ.M.
TOTAL AREA	806.86 SQ.FT.	74.96 SQ.M.

KEY PLAN

LEVELS 02-09 & 10-18

KEY SECTION





TOWER 1

1 BEDROOM TYPE B

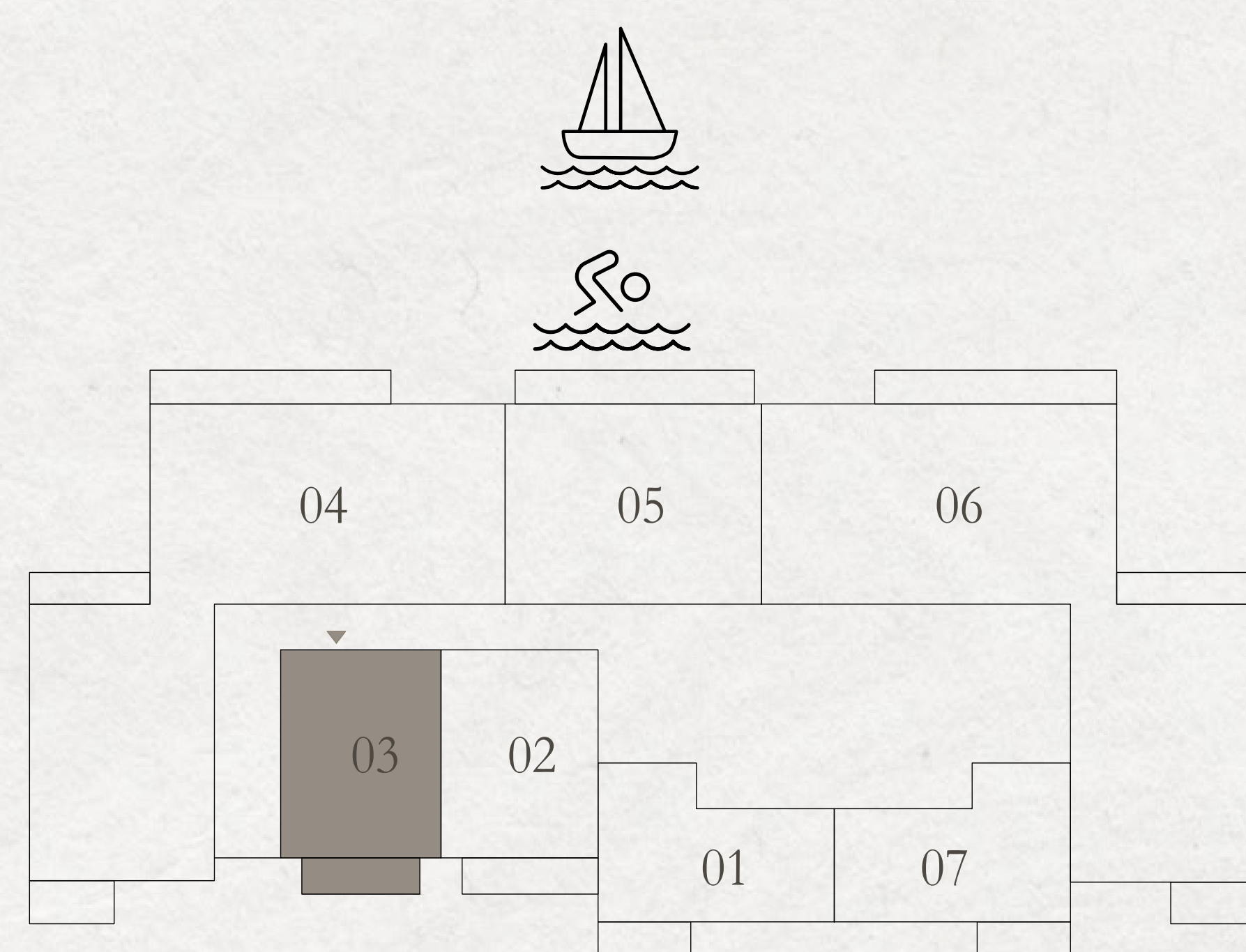
LEVELS 19 & 20

UNIT 03

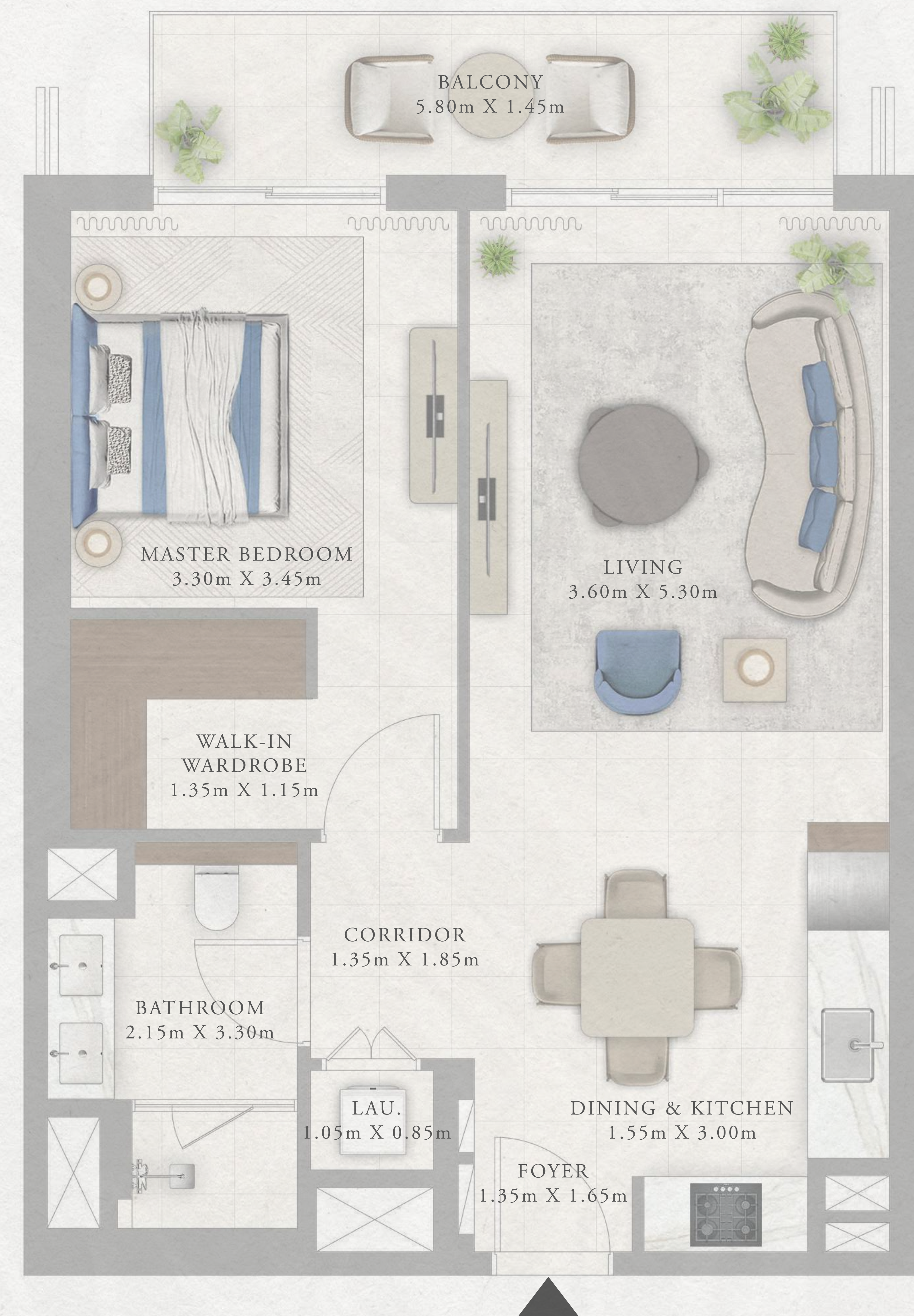
SUITE AREA	710.20 SQ.FT.	65.98 SQ.M.
BALCONY AREA	97.09 SQ.FT.	9.02 SQ.M.
TOTAL AREA	807.29 SQ.FT.	75.00 SQ.M.

KEY PLAN

LEVELS 19 & 20



KEY SECTION





TOWER 1

1 BEDROOM TYPE C


PODIUM

UNIT 02


SUITE AREA	688.57 SQ.FT.	63.97 SQ.M.
BALCONY AREA	108.50 SQ.FT.	10.08 SQ.M.
TOTAL AREA	797.07 SQ.FT.	74.05 SQ.M.

KEY PLAN

PODIUM



KEY SECTION





TOWER 1

1 BEDROOM TYPE C


LEVEL 01

UNIT 02

SUITE AREA	688.57 SQ.FT.	63.97 SQ.M.
BALCONY AREA	108.50 SQ.FT.	10.08 SQ.M.
TOTAL AREA	797.07 SQ.FT.	74.05 SQ.M.

KEY PLAN

LEVEL 01



KEY SECTION





TOWER 1

1 BEDROOM TYPE C

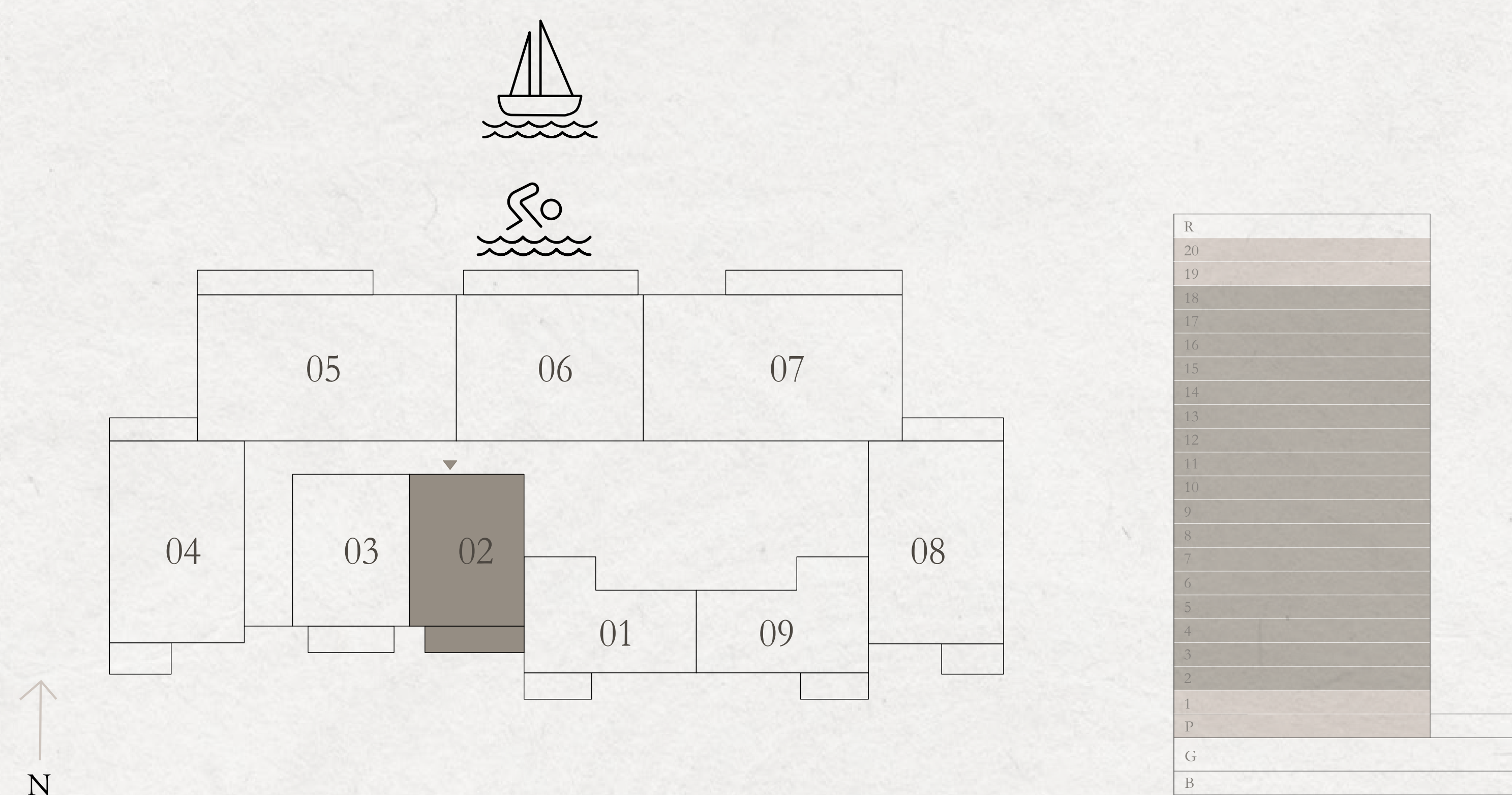
LEVELS 02-09		UNIT 02
SUITE AREA	687.71 SQ.FT.	63.89 SQ.M.
BALCONY AREA	108.18 SQ.FT.	10.05 SQ.M.
TOTAL AREA	795.89 SQ.FT.	73.94 SQ.M.

LEVELS 10-18		UNIT 02
SUITE AREA	687.06 SQ.FT.	63.83 SQ.M.
BALCONY AREA	107.32 SQ.FT.	9.97 SQ.M.
TOTAL AREA	794.38 SQ.FT.	73.80 SQ.M.

KEY PLAN

LEVELS 02-09 & 10-18

KEY SECTION





TOWER 1

1 BEDROOM TYPE C

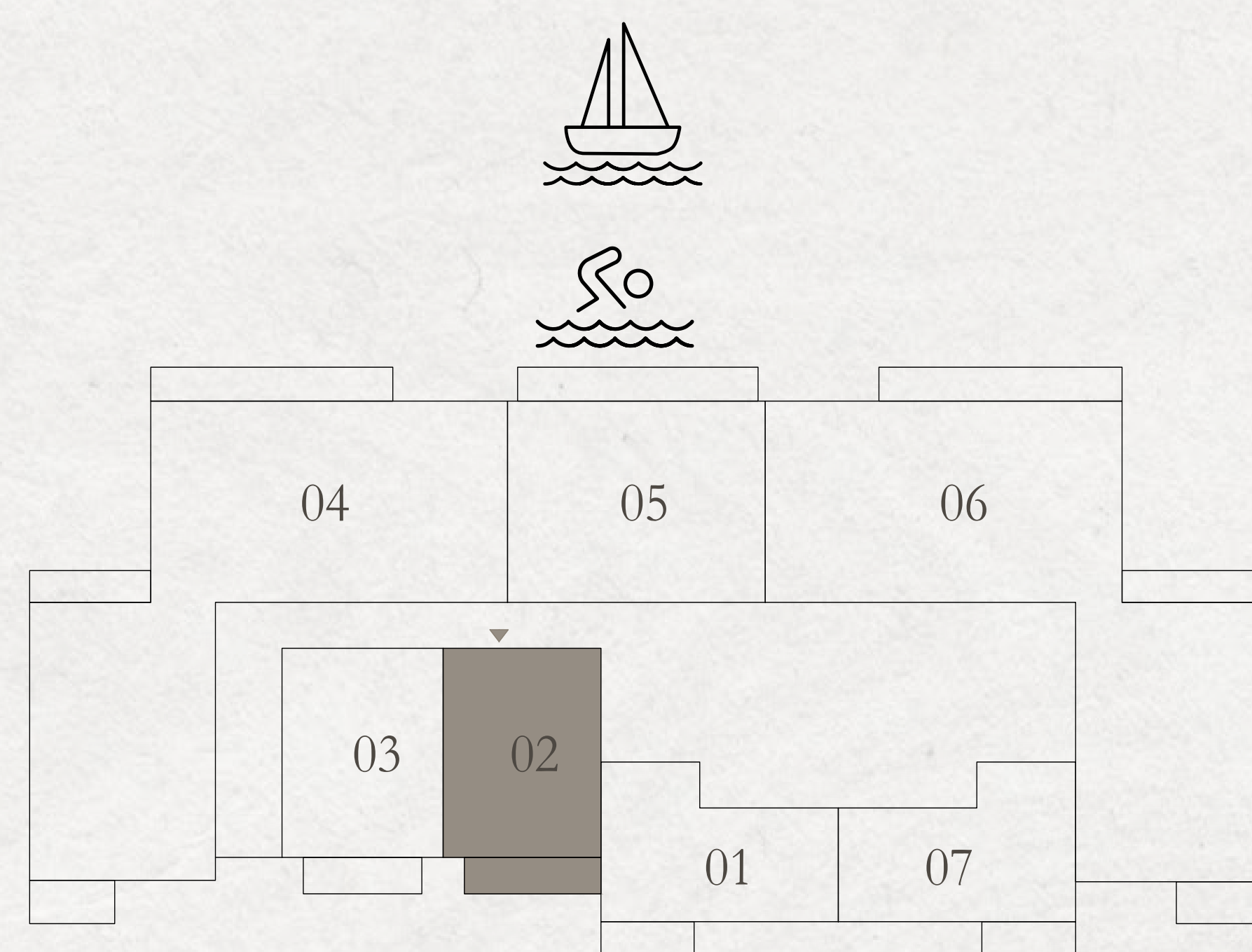
LEVELS 19 & 20

UNIT 02

SUITE AREA	687.60 SQ.FT.	63.88 SQ.M.
BALCONY AREA	106.89 SQ.FT.	9.93 SQ.M.
TOTAL AREA	794.49 SQ.FT.	73.81 SQ.M.

KEY PLAN

LEVELS 19 & 20



KEY SECTION





TOWER 1

2 BEDROOM TYPE A


PODIUM

UNIT 04

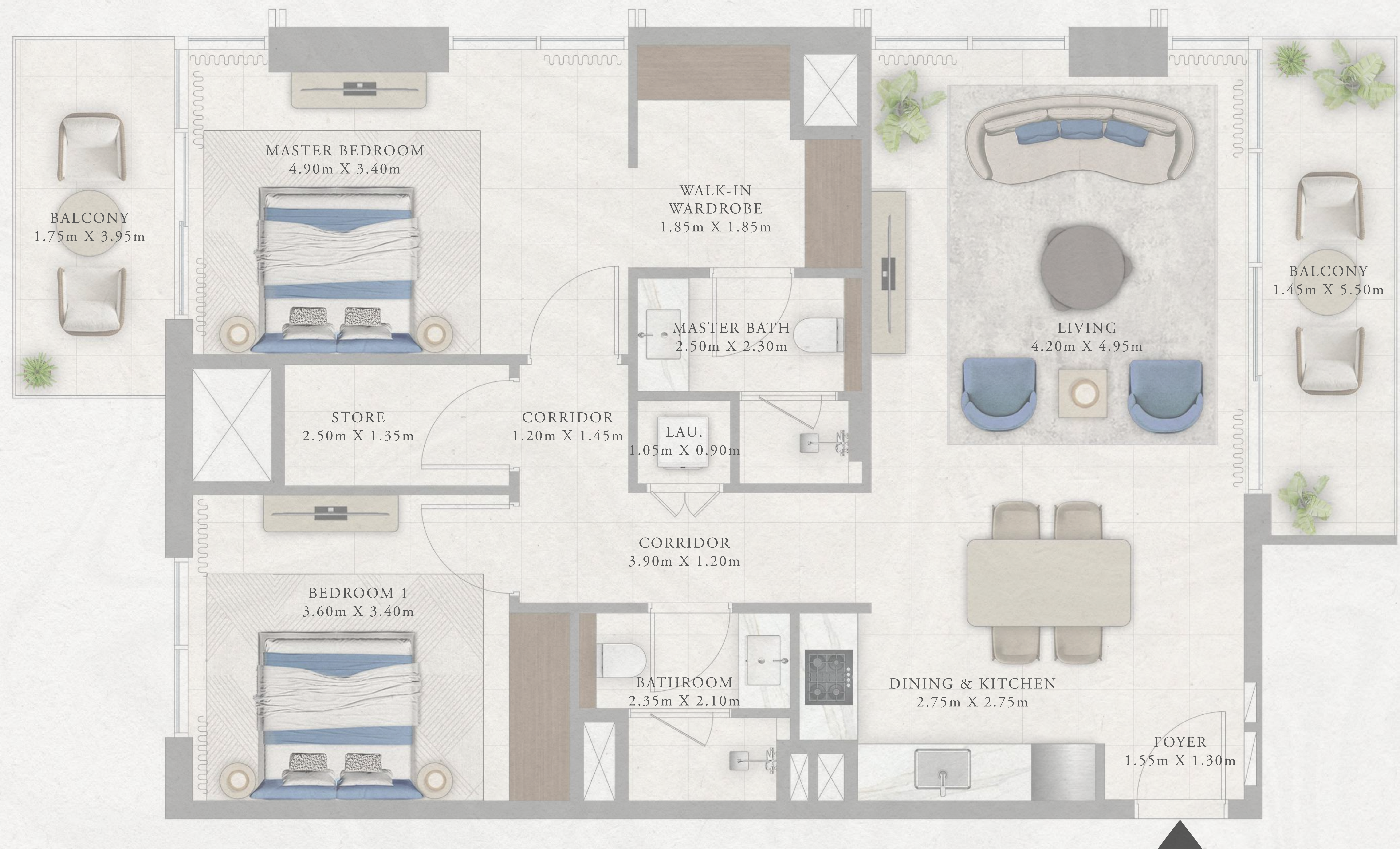

SUITE AREA	1076.50 SQ.FT.	100.01 SQ.M.
BALCONY AREA	175.34 SQ.FT.	16.29 SQ.M.
TOTAL AREA	1251.84 SQ.FT.	116.30 SQ.M.

KEY PLAN

PODIUM



KEY SECTION





TOWER 1


2 BEDROOM TYPE A

LEVEL 01                      UNIT 04

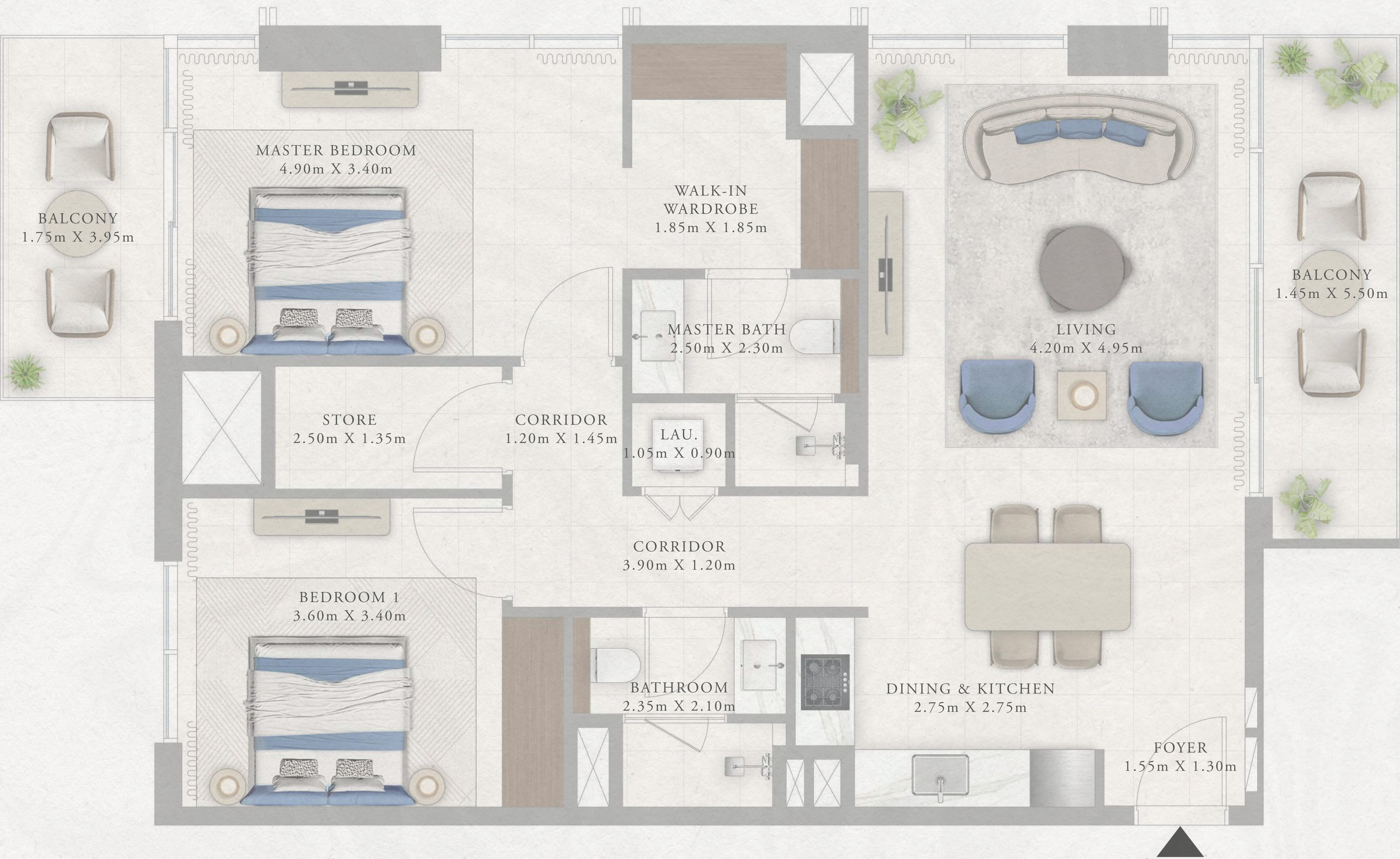

SUITE AREA	1076.07 SQ.FT.	99.97 SQ.M.
BALCONY AREA	175.34 SQ.FT.	16.29 SQ.M.
TOTAL AREA	1251.41 SQ.FT.	116.26 SQ.M.

KEY PLAN

LEVEL 01



KEY SECTION





TOWER 1

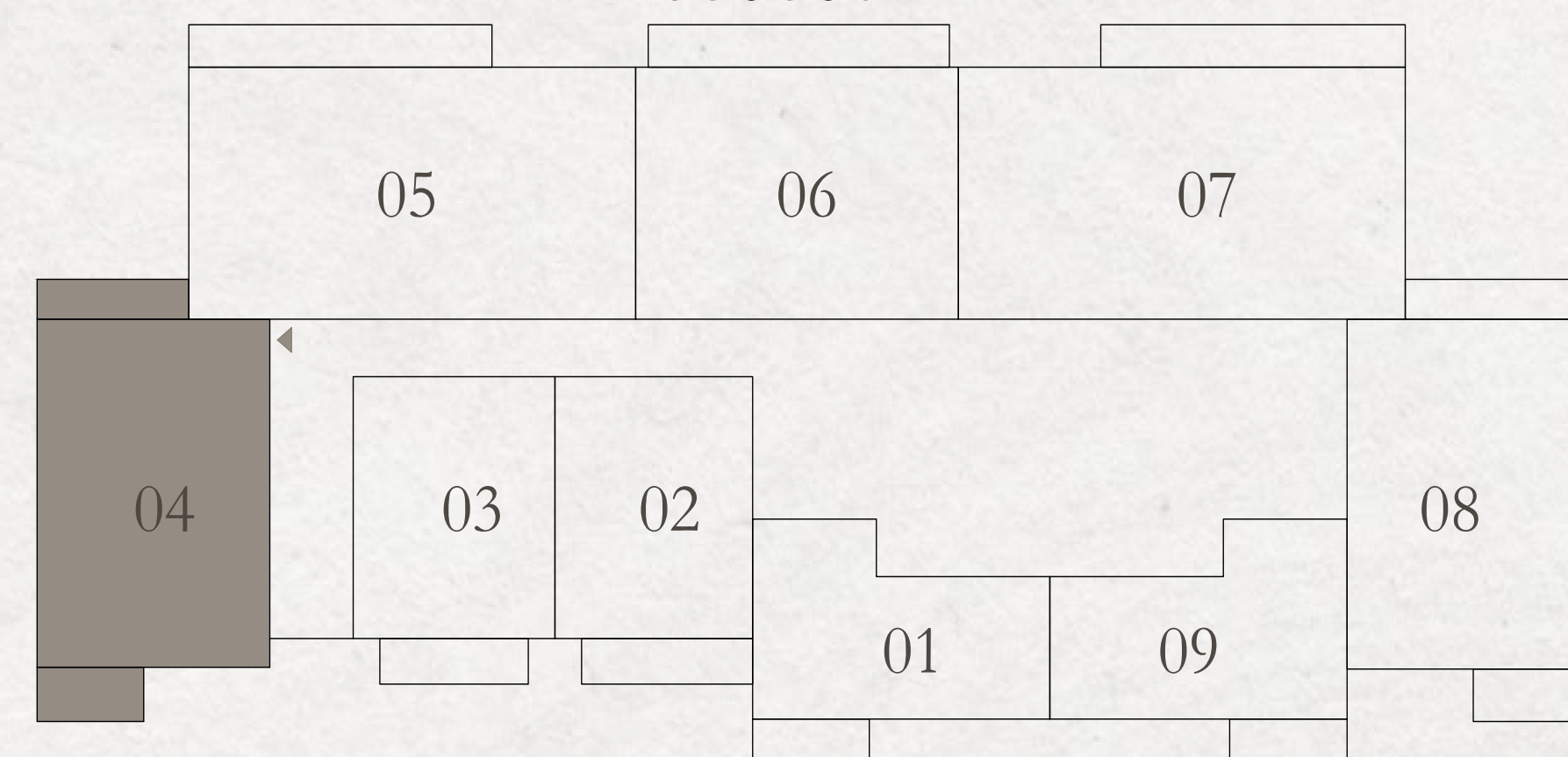


2 BEDROOM TYPE A

LEVELS 02-09		UNIT 04
SUITE AREA	1078.22 SQ.FT.	100.17 SQ.M.
BALCONY AREA	174.48 SQ.FT.	16.21 SQ.M.
TOTAL AREA	1252.70 SQ.FT.	116.38 SQ.M.

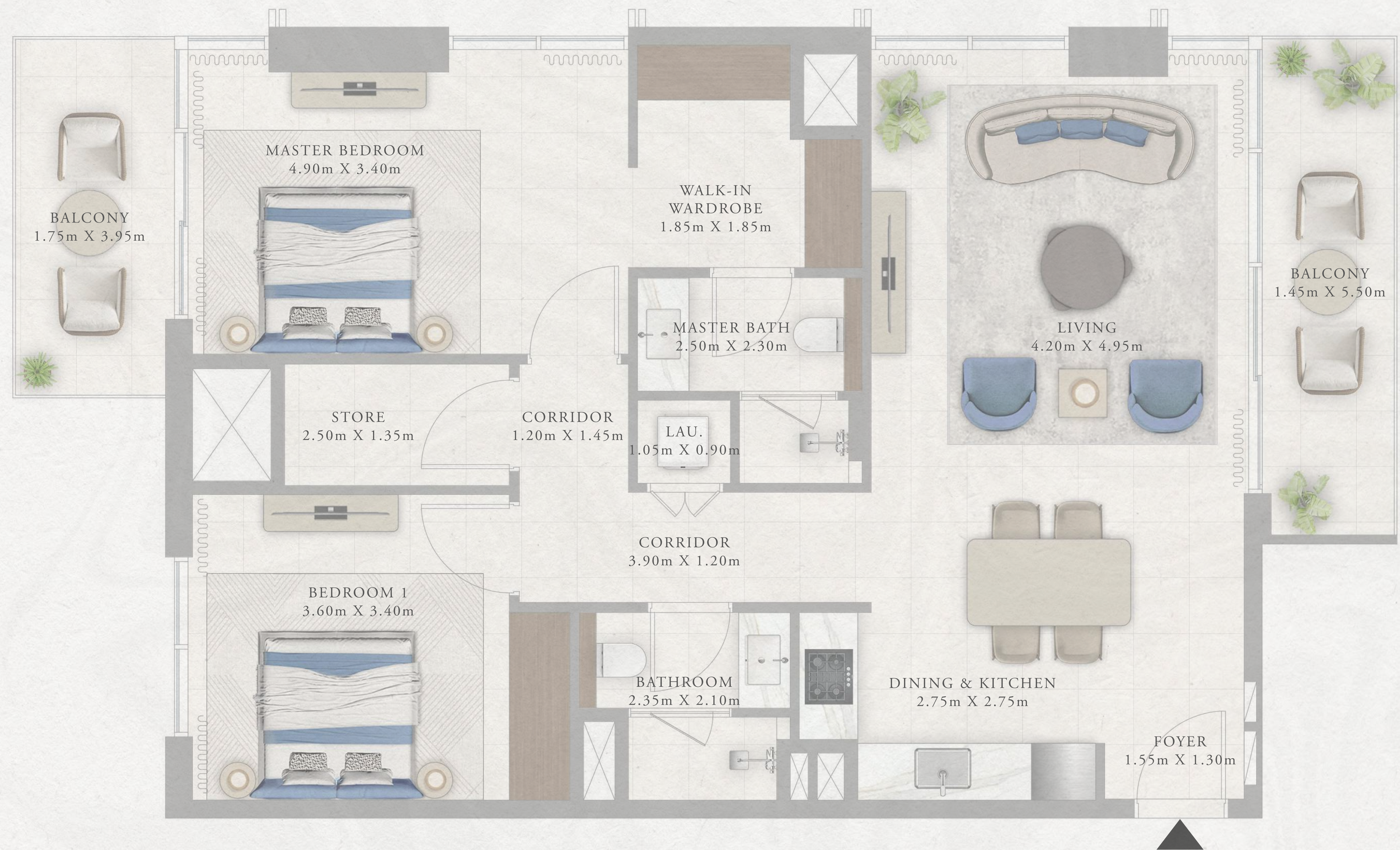

LEVELS 10-18		UNIT 04
SUITE AREA	1082.74 SQ.FT.	100.59 SQ.M.
BALCONY AREA	172.87 SQ.FT.	16.06 SQ.M.
TOTAL AREA	1255.61 SQ.FT.	116.65 SQ.M.

KEY PLAN

LEVELS 02-09 & 10-18



KEY SECTION





TOWER 1

2 BEDROOM TYPE A-M


PODIUM

UNIT 05

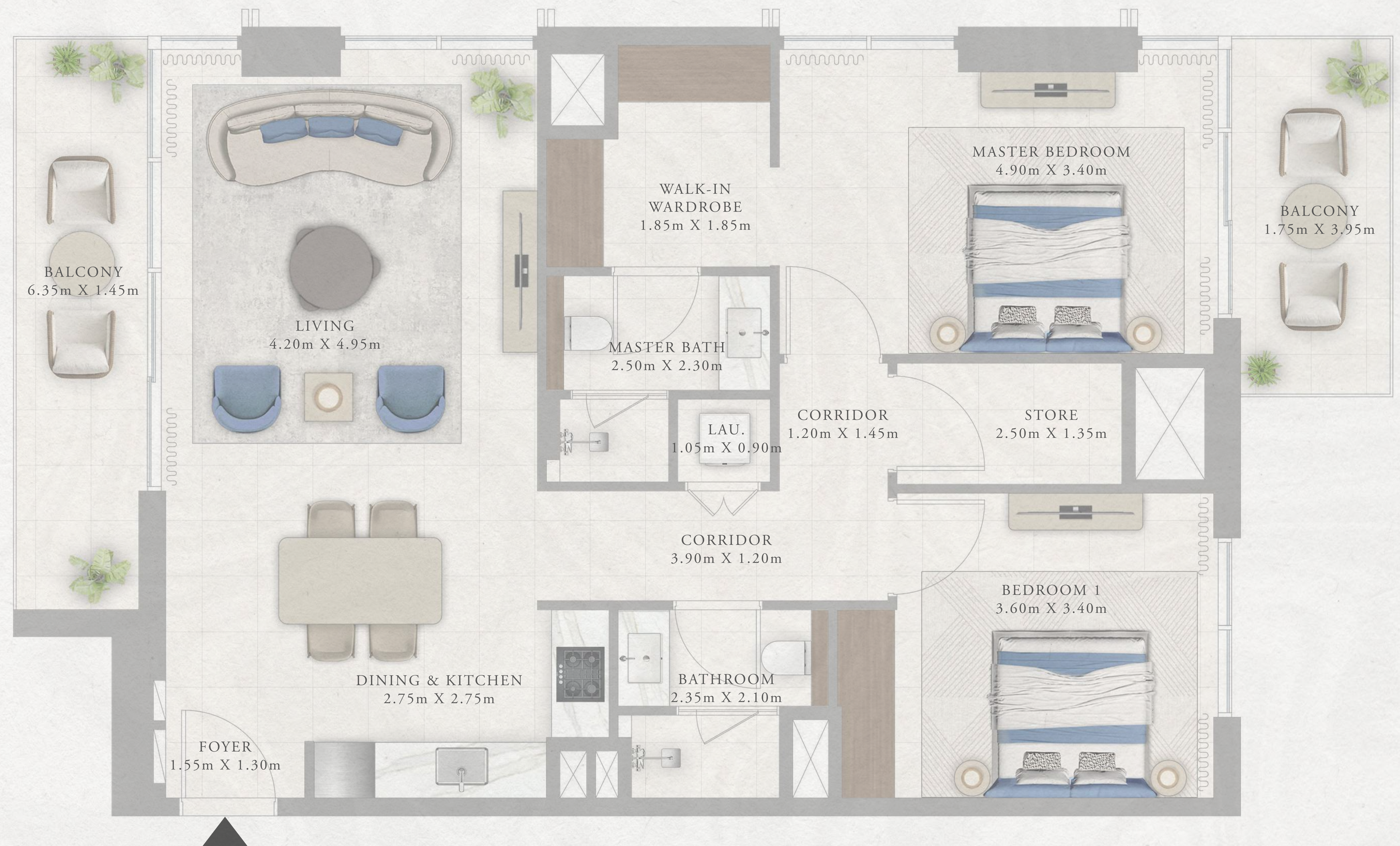

SUITE AREA	1065.30 SQ.FT.	98.97 SQ.M.
BALCONY AREA	190.84 SQ.FT.	17.73 SQ.M.
TOTAL AREA	1256.14 SQ.FT.	116.70 SQ.M.

KEY PLAN

PODIUM



KEY SECTION





TOWER 1


2 BEDROOM TYPE A-M

LEVEL 01      UNIT 05

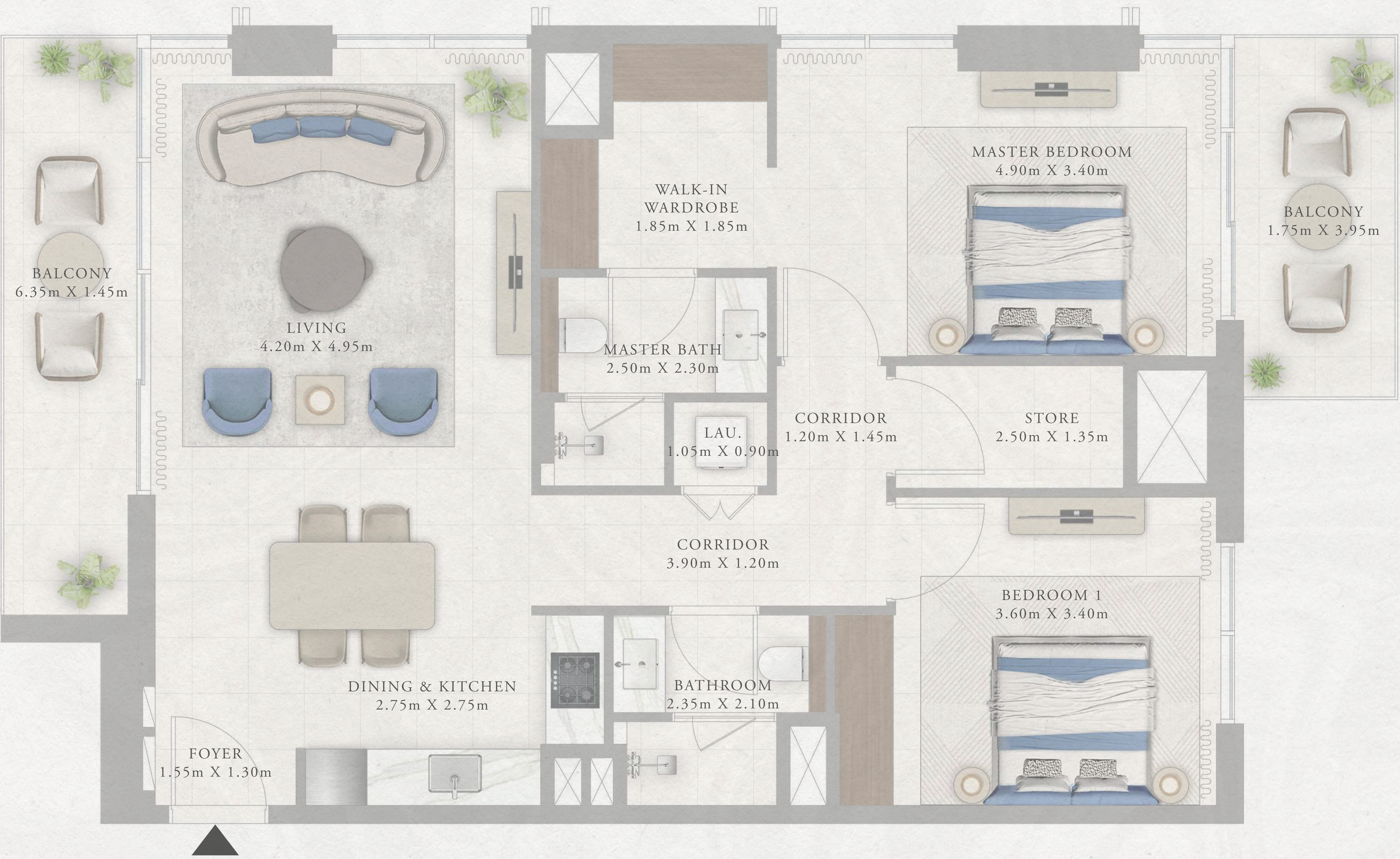

SUITE AREA	1067.03 SQ.FT.	99.13 SQ.M.
BALCONY AREA	189.23 SQ.FT.	17.58 SQ.M.
TOTAL AREA	1256.26 SQ.FT.	116.71 SQ.M.

KEY PLAN

LEVEL 01



KEY SECTION



Disclaimer : All dimensions are in imperial and metric, and measured from finish to finish excluding construction tolerances. 2. All materials, dimensions, and drawings are approximate only. 3. Information is subject to change without notice, at developer's absolute discretion. 4. Actual area may vary from the stated area. 5. Drawings not to scale. 6. All images used are for illustrative purposes only and do not represent the actual size, features, specifications, fittings, and furnishings. 7. The developer reserves the right to make revisions / alterations, at it's absolute discretion, without any liability whatsoever.



TOWER 1

2 BEDROOM TYPE A-M

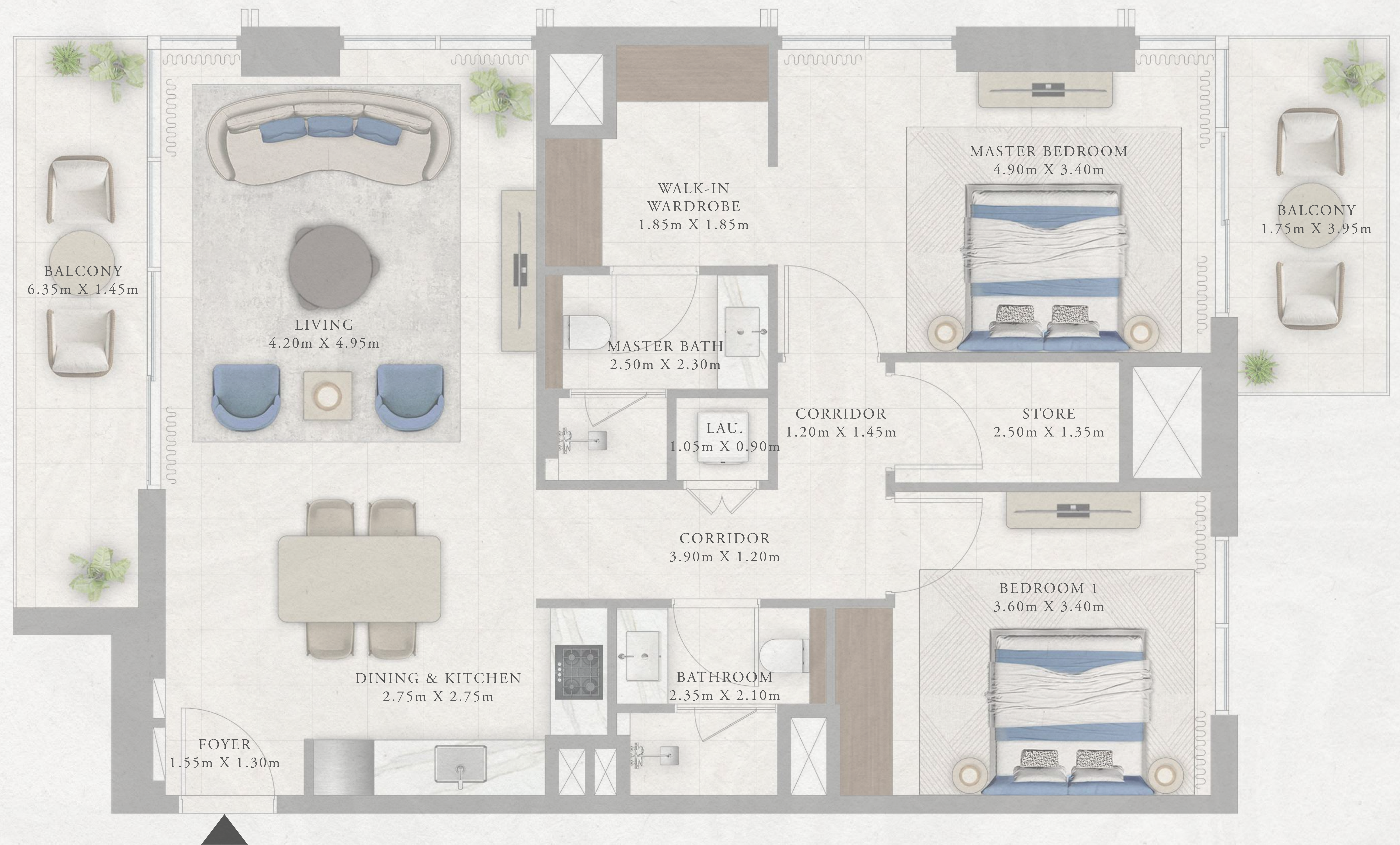
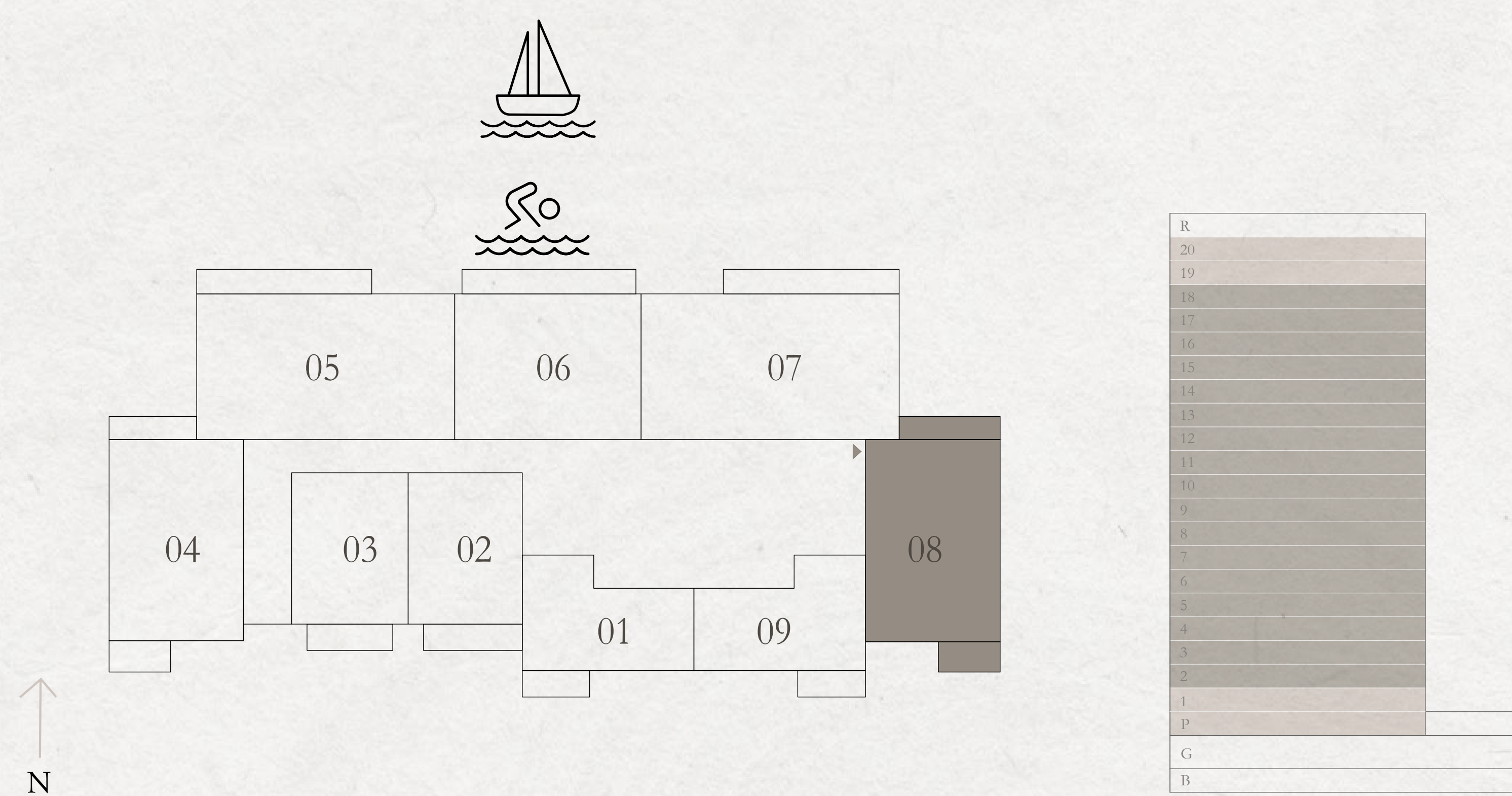
LEVELS 02-09		UNIT 08
SUITE AREA	1069.39 SQ.FT.	99.35 SQ.M.
BALCONY AREA	188.05 SQ.FT.	17.47 SQ.M.
TOTAL AREA	1257.44 SQ.FT.	116.82 SQ.M.

LEVELS 10-18		UNIT 08
SUITE AREA	1068.21 SQ.FT.	99.24 SQ.M.
BALCONY AREA	187.40 SQ.FT.	17.41 SQ.M.
TOTAL AREA	1255.61 SQ.FT.	116.65 SQ.M.

KEY PLAN

KEY SECTION

LEVELS 02-09 & 10-18



Disclaimer : All dimensions are in imperial and metric, and measured from finish to finish excluding construction tolerances. 2. All materials, dimensions, and drawings are approximate only. 3. Information is subject to change without notice, at developer's absolute discretion. 4. Actual area may vary from the stated area. 5. Drawings not to scale. 6. All images used are for illustrative purposes only and do not represent the actual size, features, specifications, fittings, and furnishings. 7. The developer reserves the right to make revisions / alterations, at it's absolute discretion, without any liability whatsoever.



TOWER 1

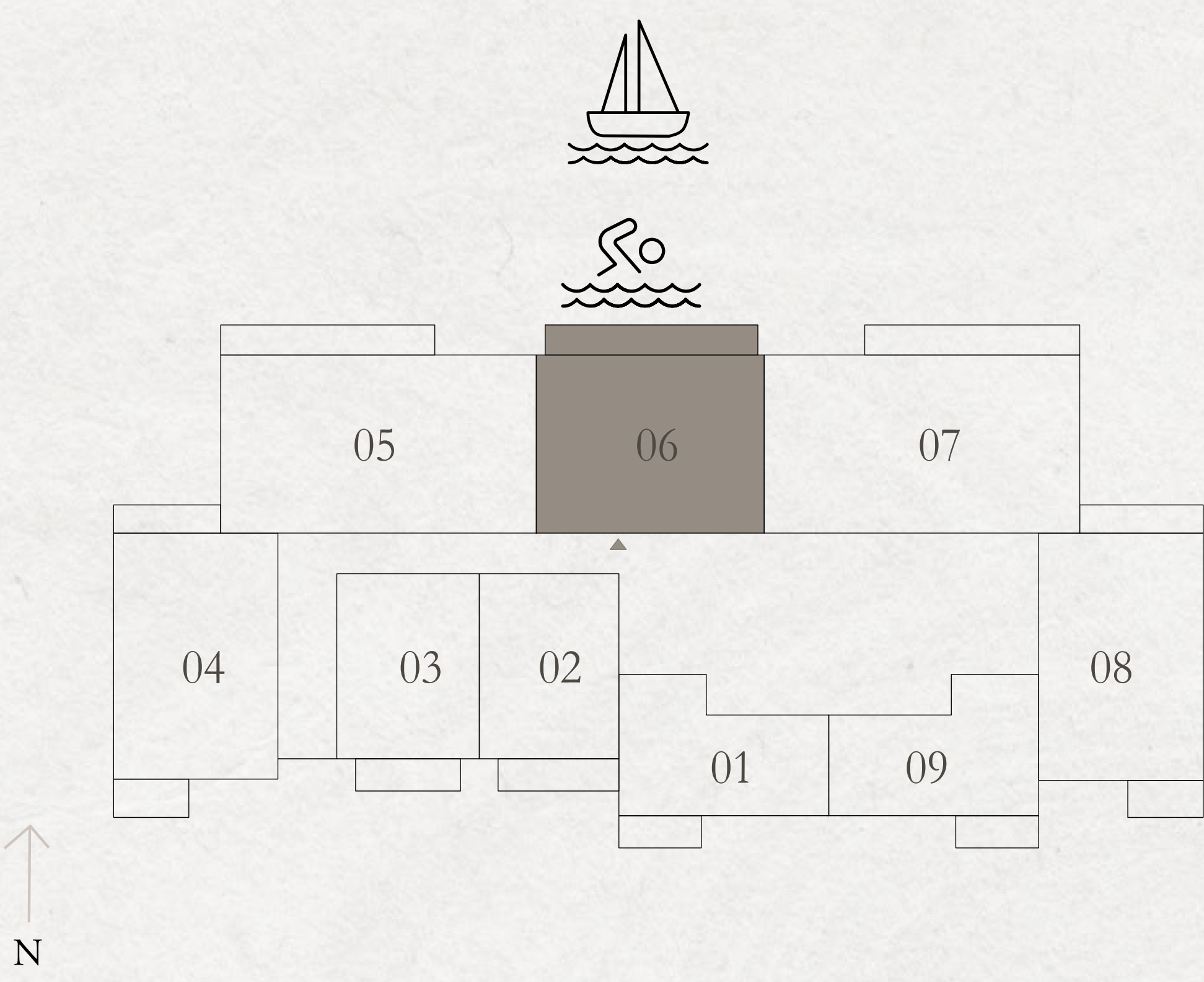
2 BEDROOM TYPE B

LEVELS 02-09		UNIT 06
SUITE AREA	1091.78 SQ.FT.	101.43 SQ.M.
BALCONY AREA	186.97 SQ.FT.	17.37 SQ.M.
TOTAL AREA	1278.75 SQ.FT.	118.80 SQ.M.

LEVELS 10-18		UNIT 06
SUITE AREA	1090.71 SQ.FT.	101.33 SQ.M.
BALCONY AREA	186.54 SQ.FT.	17.33 SQ.M.
TOTAL AREA	1277.25 SQ.FT.	118.66 SQ.M.

KEY PLAN

LEVELS 02-09 & 10-18



KEY SECTION





TOWER 1

2 BEDROOM TYPE B

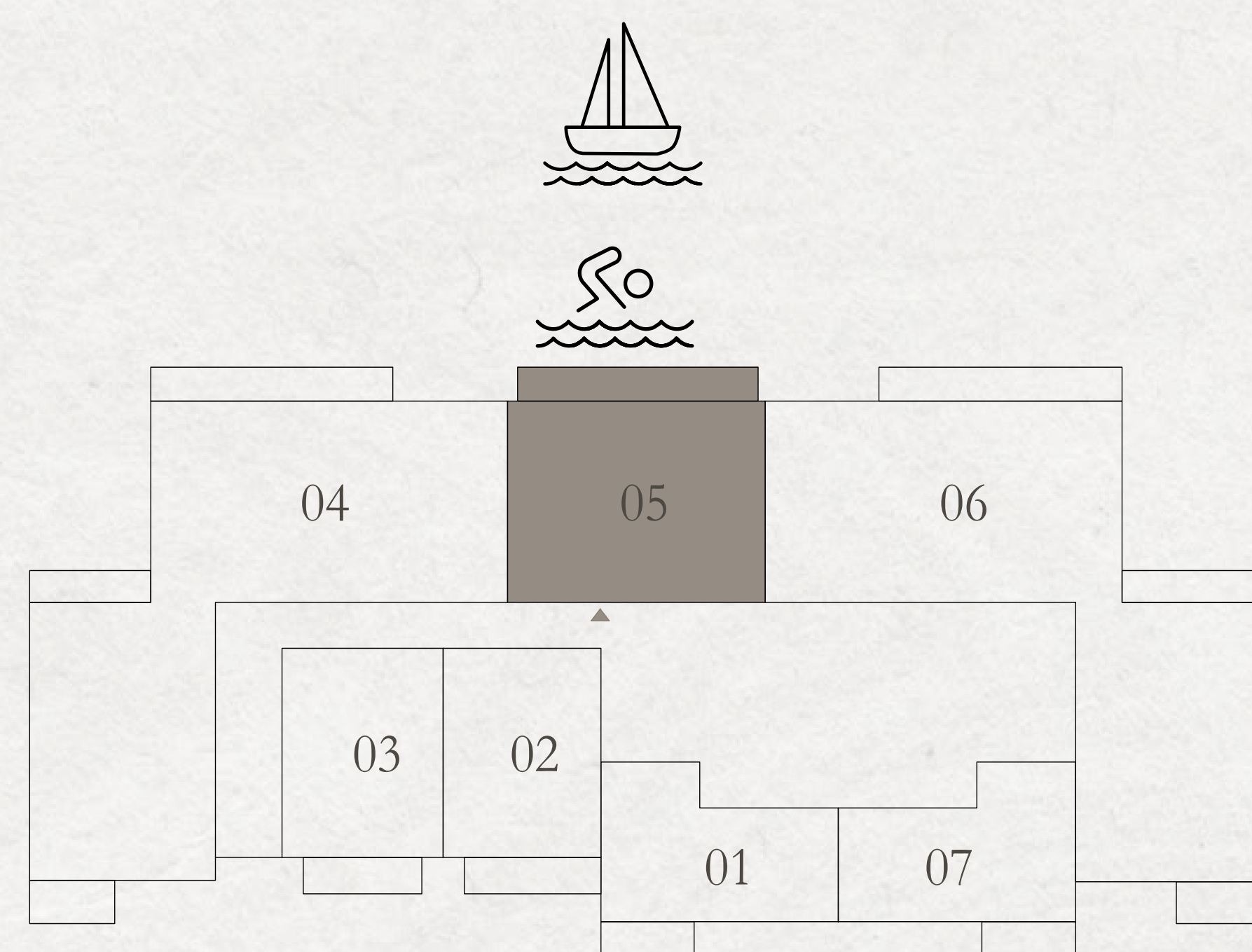
LEVELS 19 & 20

UNIT 05

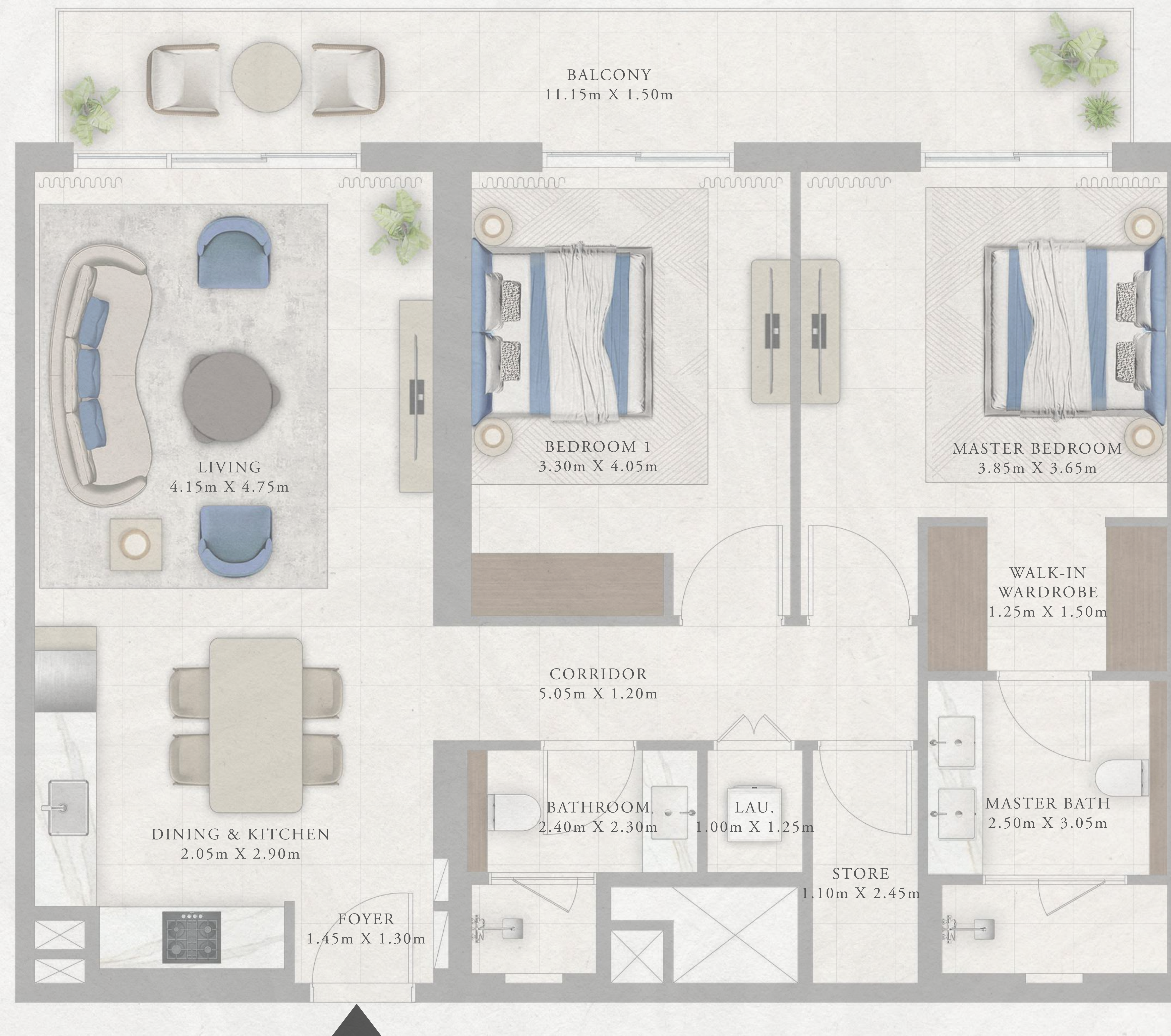
SUITE AREA	1091.14 SQ.FT.	101.37 SQ.M.
BALCONY AREA	186.00 SQ.FT.	17.28 SQ.M.
TOTAL AREA	1277.14 SQ.FT.	118.65 SQ.M.

KEY PLAN

LEVELS 19 & 20



KEY SECTION





TOWER 1

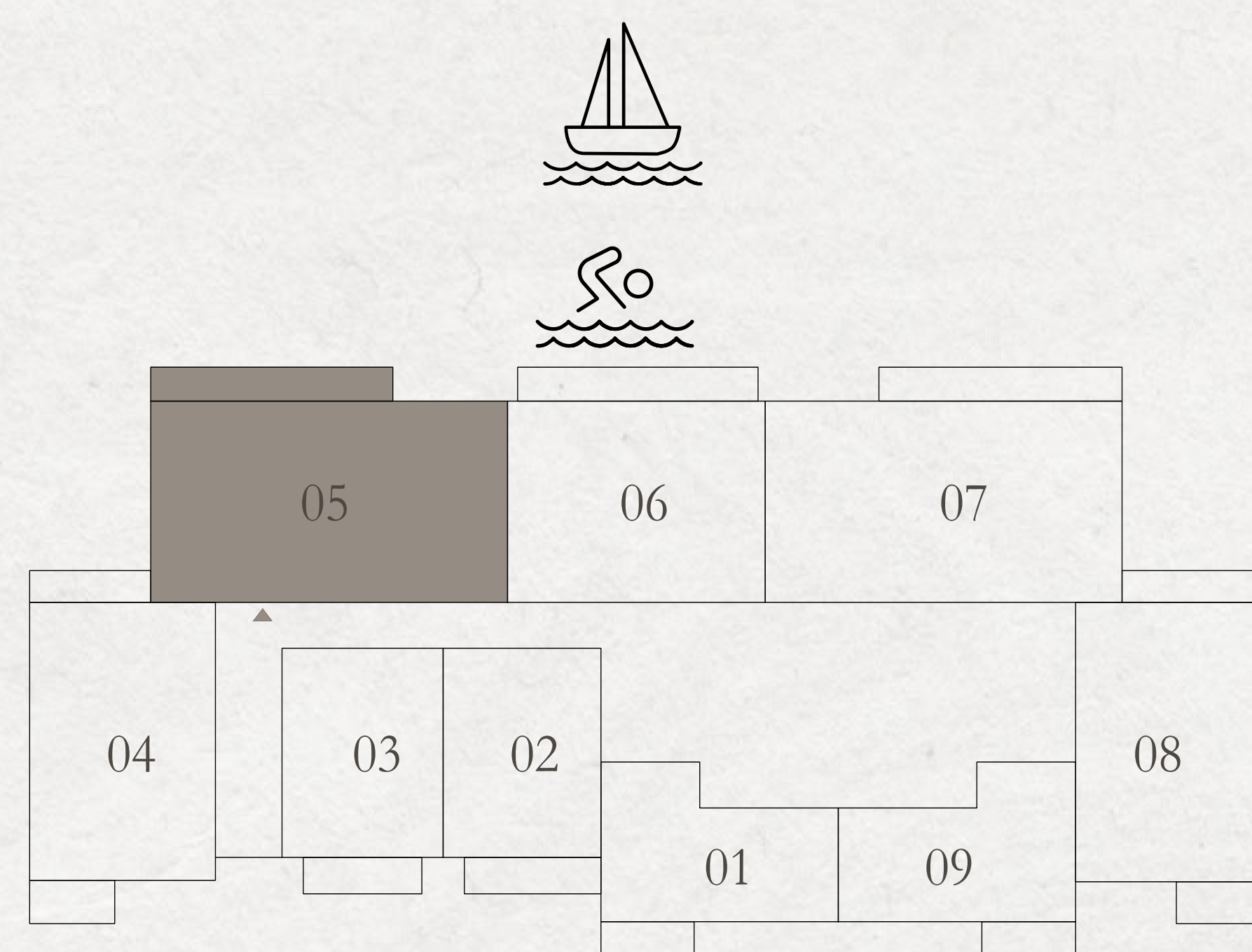
3 BEDROOM TYPE A

LEVELS 02-09	UNIT 05	
SUITE AREA	1500.06 SQ.FT.	139.36 SQ.M.
BALCONY AREA	187.29 SQ.FT.	17.40 SQ.M.
TOTAL AREA	1687.35 SQ.FT.	156.76 SQ.M.


LEVELS 10-18	UNIT 05	
SUITE AREA	1502.75 SQ.FT.	139.61 SQ.M.
BALCONY AREA	186.54 SQ.FT.	17.33 SQ.M.
TOTAL AREA	1689.29 SQ.FT.	156.94 SQ.M.

KEY PLAN

LEVELS 02-09 & 10-18



KEY SECTION





TOWER 1

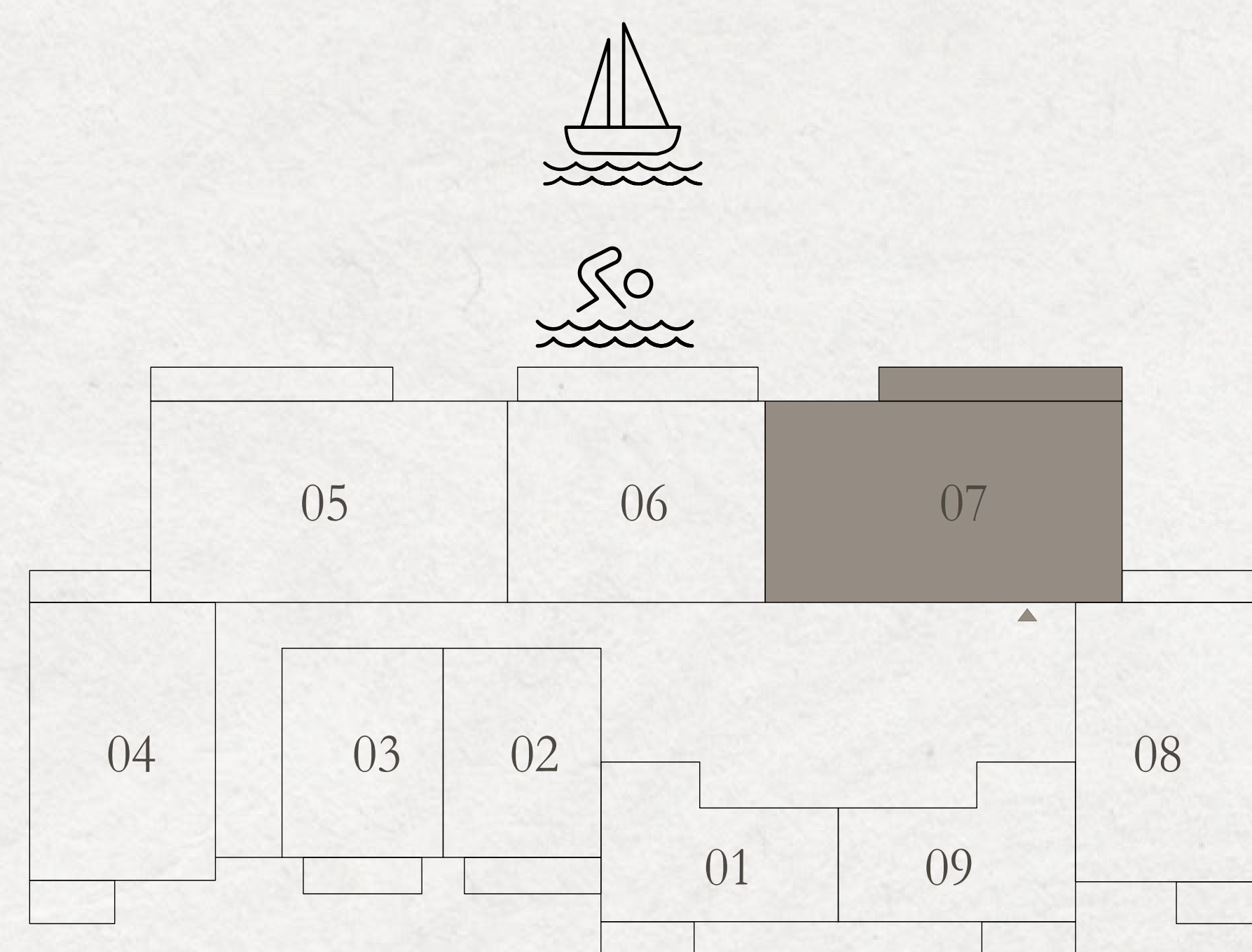
3 BEDROOM TYPE A-M

LEVELS 02-09	UNIT 07	
SUITE AREA	1499.52 SQ.FT.	139.31 SQ.M.
BALCONY AREA	188.69 SQ.FT.	17.53 SQ.M.
TOTAL AREA	1688.21 SQ.FT.	156.84 SQ.M.


LEVELS 10-18	UNIT 07	
SUITE AREA	1504.04 SQ.FT.	139.73 SQ.M.
BALCONY AREA	187.51 SQ.FT.	17.42 SQ.M.
TOTAL AREA	1691.55 SQ.FT.	157.15 SQ.M.

KEY PLAN

LEVELS 02-09 & 10-18



KEY SECTION





TOWER 1

## 4 BEDROOM TYPE A

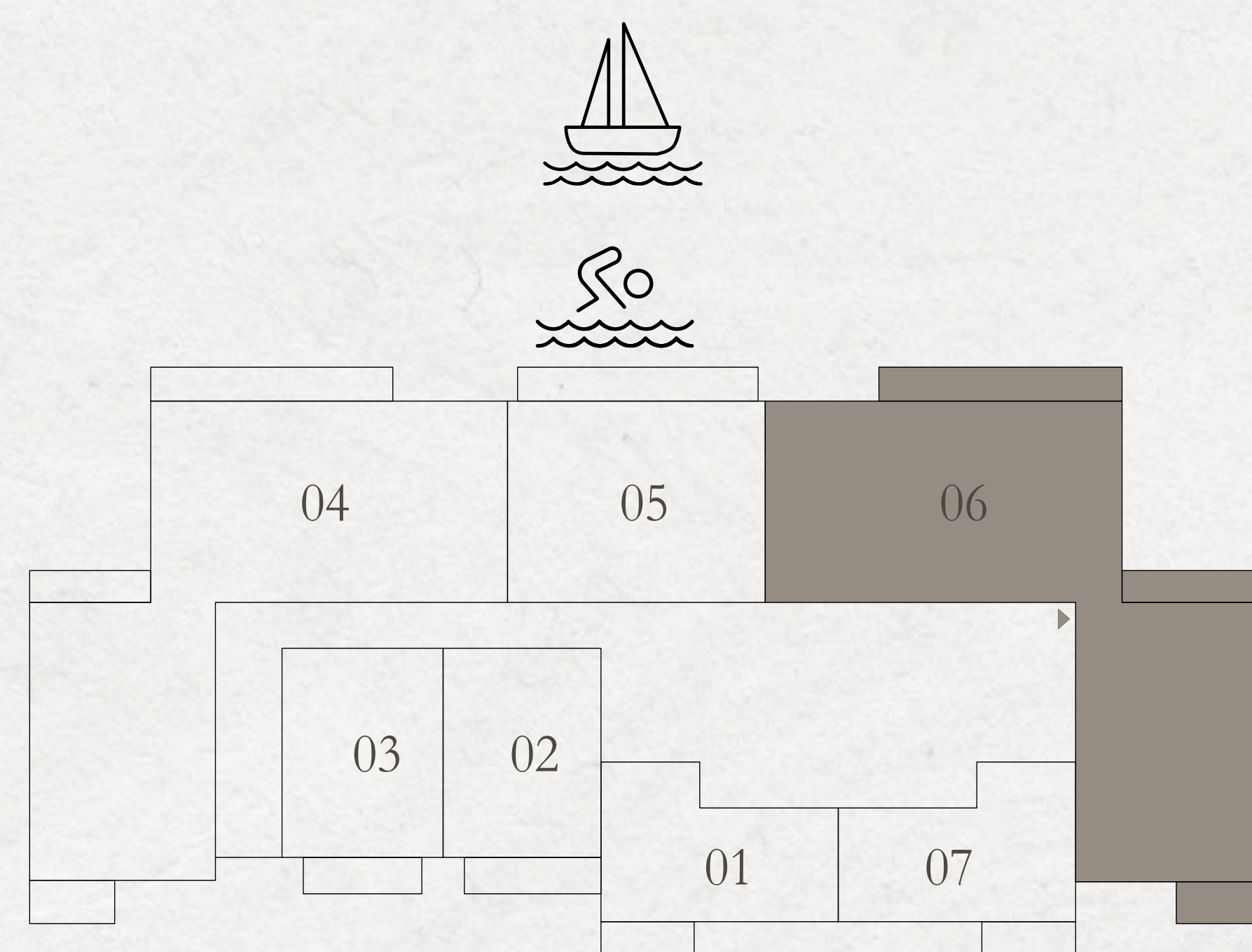
LEVELS 19 & 20

UNIT 06

SUITE AREA	2601.96 SQ.FT.	241.73 SQ.M.
BALCONY AREA	374.80 SQ.FT.	34.82 SQ.M.
TOTAL AREA	2976.76 SQ.FT.	276.55 SQ.M.

KEY PLAN

LEVELS 19 & 20



KEY SECTION



Disclaimer : All dimensions are in imperial and metric, and measured from finish to finish excluding construction tolerances. 2. All materials, dimensions, and drawings are approximate only. 3. Information is subject to change without notice, at developer's absolute discretion. 4. Actual area may vary from the stated area. 5. Drawings not to scale. 6. All images used are for illustrative purposes only and do not represent the actual size, features, specifications, fittings, and furnishings. 7. The developer reserves the right to make revisions / alterations, at it's absolute discretion, without any liability whatsoever.



TOWER 1

4 BEDROOM TYPE B

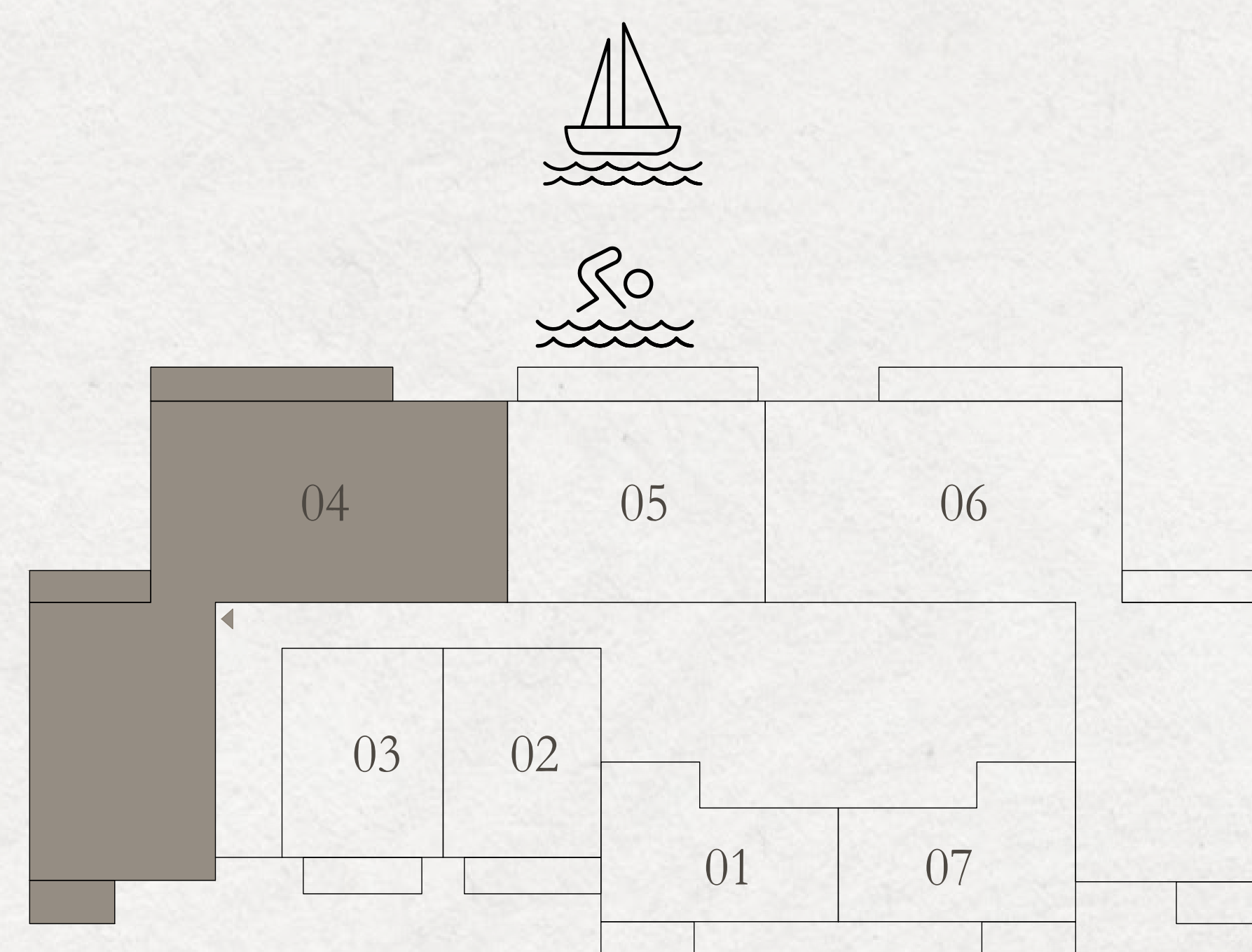
LEVELS 19 & 20

UNIT 04


SUITE AREA	2564.07 SQ.FT.	238.21 SQ.M.
BALCONY AREA	361.02 SQ.FT.	33.54 SQ.M.
TOTAL AREA	2925.09 SQ.FT.	271.75 SQ.M.

KEY PLAN

LEVELS 19 & 20



KEY SECTION



Disclaimer : All dimensions are in imperial and metric, and measured from finish to finish excluding construction tolerances. 2. All materials, dimensions, and drawings are approximate only. 3. Information is subject to change without notice, at developer's absolute discretion. 4. Actual area may vary from the stated area. 5. Drawings not to scale. 6. All images used are for illustrative purposes only and do not represent the actual size, features, specifications, fittings, and furnishings. 7. The developer reserves the right to make revisions / alterations, at it's absolute discretion, without any liability whatsoever.



# Marina VIEWS

RASHID YACHTS & MARINA

For more information please call 800 36227 (UAE) / +971 4 366 1688 (International) or talk to our Property Advisor directly at +971 4888 8844 from 9 AM to 7 PM (GST), Monday to Friday. Visit our online sales centre at [emaar.com](http://emaar.com) or any of our Sales Centres across the UAE.

## Dubai

Emaar Sales Centre | Next to Souq Al Bahar, Downtown Dubai  
9:30 AM to 10 PM, Sunday - Friday  
9:30 AM to 7 PM, Saturday

Dubai Hills Estate Sales Pavilion | Umm Suqeim Road  
Dubai Creek Harbour Sales Pavilion | Ras Al Khor  
From 9:30 AM to 7 PM, Sunday - Saturday

## ABU DHABI

Emaar Sales Centre | Al Nahda Tower, Ground Floor,  
4th Street, Corniche, Al Muroor Road  
From 9:30 AM to 7 PM, Sunday - Friday

# EMAAR